



Dear 2020-2021 **Lot 202** (Wingra) Park and Ride Participant:

The following includes information on the lot 202 park and ride located behind 1602 S Park St.

COVID-19

Shuttle riders must wear masks. Shuttle capacity will be limited to one rider per window seat. Yellow school buses will follow shuttles to provide for overflow (also limited to one rider per window seat). You may board the shuttle or yellow school bus. All vehicles have regular enhanced cleaning protocols applied.

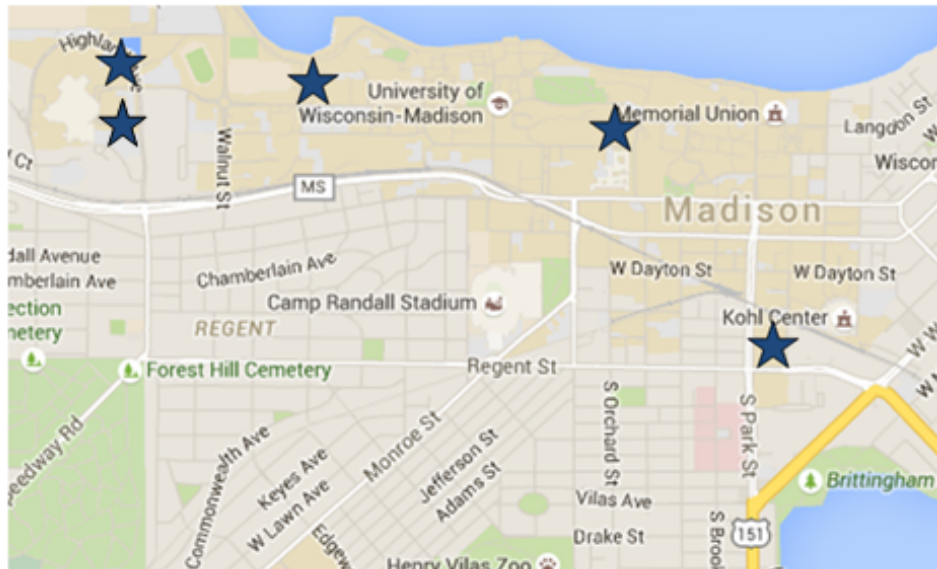
Parking

Please park only in the area outlined on the map. Most of these stalls will be painted with white stall lines to assist you in finding the correct area. Lot operating hours are 6am to 7pm Monday-Friday. The lot will be closed on state holidays and between Dec 24 and Jan 2. Alternate parking on campus is available on weekdays when park and ride lot is closed.

Shuttle

A no fare shuttle will be available to permit holders 6am to 6pm Monday-Friday. You must have a Lot 202 parking permit in order to use the shuttle service. Shuttle will run approximately every 30 minutes from 9am to 3pm and will run approximately every 20 minutes from 6am-9am and from 3pm-6pm. A schedule is provided on the next page. Shuttle location can be tracked at <http://www.uwprtracker.com/> (mobile apps available for Apple iOS, Google Play and Android. Search "Ride Systems" for app and then "University of Wisconsin" for organization) and service updates are available at <https://twitter.com/UWprtracker>





Shuttle Stops

Lot 202 (Wingra): Shuttle stops at the bus shelter in the lot.

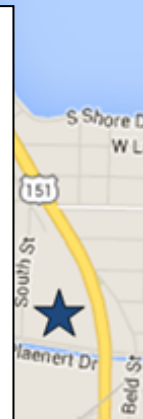
21 N Park St: Shuttle stops at the bus shelter on Park Street at Regent northbound.

Van Hise Hall: Shuttle stops at the bus shelter on Linden at Charter westbound.

Natorium: Shuttle stops at the bus stop on Observatory westbound nearest the Nat.

HSLC: Shuttle stops at the bus shelter on Highland southbound (just north of Observatory)

Lot 75: Shuttle stops at the bus shelter on Highland southbound (just south of Observatory)



Lot 202 (Wingra) Shuttle Schedule

All times are approximate. Shuttle schedule subject to delays due to construction, weather, and traffic.

- Shuttle service Monday-Friday.
- Peak service: 6:00- 9:00am and 3:00-6:00pm (arrivals approximately every 20 minutes)
- Off-peak service: 9:00am-3:00pm (arrivals approximately every 30 minutes). There is no noon shuttle due to driver break.
- All shuttles are wheelchair accessible.
- No service on UW holidays or the week between Christmas and New Year's. UW observed state holidays include Thanksgiving, Christmas Eve, Christmas, New Year's Eve, New Year's Day, Martin Luther King Jr. Day, Monday, Memorial Day, and Labor Day.

In the event that a shuttle does not arrive at the posted time you can check the real time tracker (<http://www.uwprtracker.com/> with mobile apps available for Apple iOS, Google Play and Android. Search "**Ride Systems**" for app and then "**University of Wisconsin**" for organization)

| Lot 202 | 21 N Park | Van Hise | Nat | HSLC | Lot 75 |
|---------|-----------|----------|-------|-------|--------|
| 6:00 | 6:05 | 6:10 | 6:13 | 6:16 | 6:17 |
| 6:20 | 6:25 | 6:30 | 6:33 | 6:36 | 6:37 |
| 6:40 | 6:45 | 6:50 | 6:53 | 6:56 | 6:57 |
| 7:00 | 7:05 | 7:10 | 7:13 | 7:16 | 7:17 |
| 7:20 | 7:25 | 7:30 | 7:33 | 7:36 | 7:37 |
| 7:40 | 7:45 | 7:50 | 7:53 | 7:56 | 7:57 |
| 8:00 | 8:05 | 8:10 | 8:13 | 8:16 | 8:17 |
| 8:20 | 8:25 | 8:30 | 8:33 | 8:36 | 8:37 |
| 8:40 | 8:45 | 8:50 | 8:53 | 8:56 | 8:57 |
| 9:00 | 9:05 | 9:10 | 9:13 | 9:16 | 9:17 |
| 9:30 | 9:35 | 9:40 | 9:43 | 9:46 | 9:47 |
| 10:00 | 10:05 | 10:10 | 10:13 | 10:16 | 10:17 |
| 10:30 | 10:35 | 10:40 | 10:43 | 10:46 | 10:47 |
| 11:00 | 11:05 | 11:10 | 11:13 | 11:16 | 11:17 |
| 11:30 | 11:35 | 11:40 | 11:43 | 11:46 | 11:47 |
| 12:00 | n/a | n/a | n/a | n/a | n/a |
| 12:30 | 12:35 | 12:40 | 12:43 | 12:46 | 12:47 |
| 1:00 | 1:05 | 1:10 | 1:13 | 1:16 | 1:17 |
| 1:30 | 1:35 | 1:40 | 1:43 | 1:46 | 1:47 |
| 2:00 | 2:05 | 2:10 | 2:13 | 2:16 | 2:17 |
| 2:30 | 2:35 | 2:40 | 2:43 | 2:46 | 2:47 |
| 3:00 | 3:05 | 3:10 | 3:13 | 3:16 | 3:17 |
| 3:20 | 3:25 | 3:30 | 3:33 | 3:36 | 3:37 |
| 3:40 | 3:45 | 3:50 | 3:53 | 3:56 | 3:57 |
| 4:00 | 4:05 | 4:10 | 4:13 | 4:16 | 4:17 |
| 4:20 | 4:25 | 4:30 | 4:33 | 4:36 | 4:37 |
| 4:40 | 4:45 | 4:50 | 4:53 | 4:56 | 4:57 |
| 5:00 | 5:05 | 5:10 | 5:13 | 5:16 | 5:17 |
| 5:20 | 5:25 | 5:30 | 5:33 | 5:36 | 5:37 |
| 5:40 | 5:45 | 5:50 | 5:53 | 5:56 | 5:57 |
| 6:00 | 6:05 | 6:10 | 6:13 | 6:16 | 6:17 |

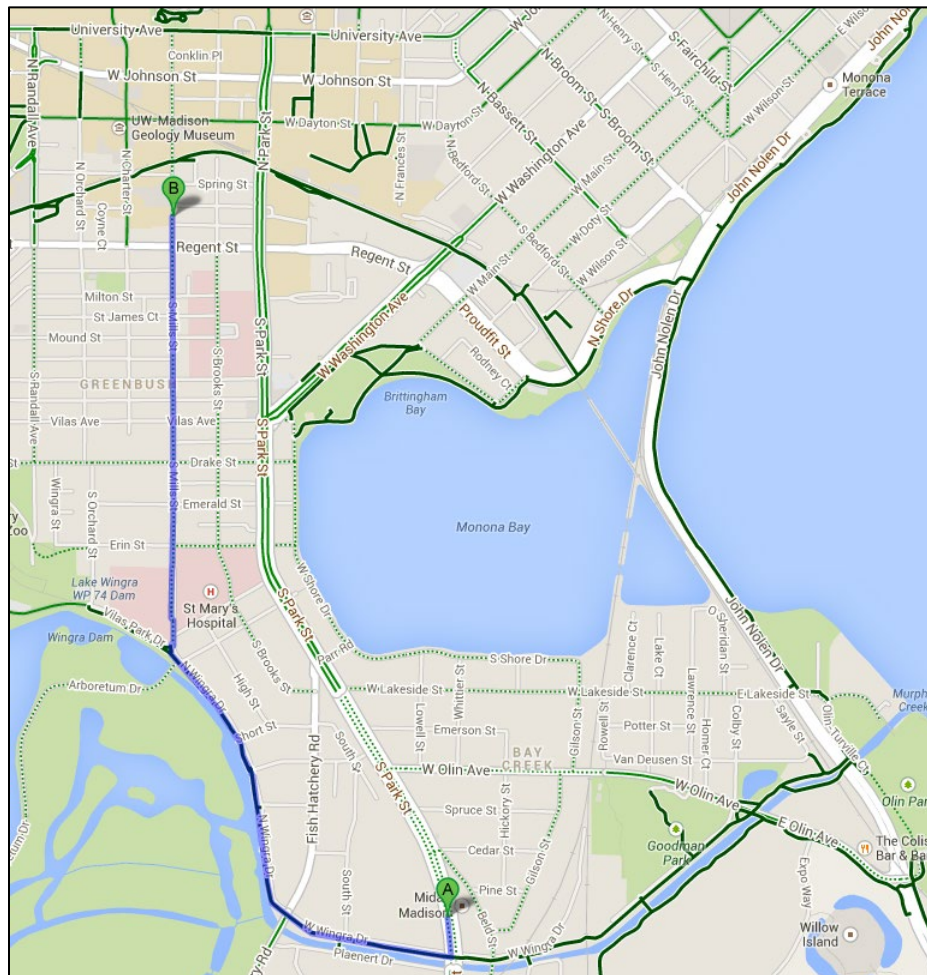
Bus Schedules

Metro Route 44 provides limited service to the Park and Ride.

- Detailed Metro route and schedule information can be found online at www.mymetrobus.com or by calling Madison Metro at 608-266-4466. You can also sign up for transit-related text alerts (including detour information) on Metro's website.
- To plan a bus route using Metro go to: <http://www.cityofmadison.com/metro/how-to-ride/rider-tools>
- For more information about campus bus services, please go to: <https://transportation.wisc.edu/bus/>
- For personalized commuter assistance, please visit: <https://transportation.wisc.edu/commuter-solutions/route-planning-form/>
- Some options for real time Metro bus arrival information can be found at: <http://www.cityofmadison.com/metro/how-to-ride> The UW Mobile App also provides this information <http://mobile.wisc.edu/>

Biking from the Park and Ride

There is a very good bicycle route from Lot 202 to the UW Campus. The route is about 2 miles and takes 10 minutes or less. Head south on S. Park St toward W. Wingra Dr, turn right onto Wingra Bike Path, turn right onto Vilas Park Dr., turn left onto S. Mills St and proceed to points north on campus.





Emergency Ride Home

Emergency Ride Home is a program that provides a ride from campus to your home or vehicle in case of an emergency. Please visit the Transportation Services website at <https://transportation.wisc.edu/commuter-solutions/emergency-ride-home/> for details.

Daily Permits

You can purchase half-day (\$9) or daily (\$15) permit for those times when you need to have your car on campus. Daily permits can be purchased up to a week in advance from any Transportation Services office. For more information, see <https://transportation.wisc.edu/visitor-parking/> Many campus parking ramps and garages also allow you to pull a ticket and pay by the hour with a credit card now.

Weekend and Evening Parking On Campus

After 4:30pm on weekdays and all day on Saturday and Sunday, Park and Ride participants may use their permit to park in lots on campus that allow ANY valid UW annual permit (i.e. "Lots controlled at all times"). The Park and Ride Permit must be displayed when parked after hours in these lots. In addition, a limited number of lots on campus are free for the public (no permit is required) after 4:30 p.m. on weekdays and all day Saturday and Sunday (i.e. "Lots controlled 7:00 a.m. to 4:30 p.m."). For more information, see <https://transportation.wisc.edu/parking-lots/locations-and-hours/>

Bus Pass Pickup

Every year bus passes are available starting August 1 for the upcoming academic year that starts September 1. A bus pass is valid September 1 - August 31 for the year it is sold (ex. a 2020-21 pass is valid Sept. 1, 2020 - Aug. 31, 2021). Order a bus pass online at <https://uwtransservices.t2hosted.com/Account/Portal> Bus passes for 2020-21 will be available starting August 1, 2020. UW Medical School and other UW-Madison employees pay the employee bus pass fee. Online orders can be paid by credit card or payroll deduction and will be mailed. UWHC and UW Medical Foundation employees are not charged for a bus pass, as UWHC covers 100% of the cost of a bus pass for their employees. For more information see: <https://transportation.wisc.edu/bus/employee-bus-pass-program/>

NOTE: UW Foundation, Wisconsin Historical Society, WARF/WICell, WI Crop Improvement Association, and Morgridge Institute for Research (MIR) employees are not eligible for the UW and UW Health Employee Bus Pass Program through UW Transportation Services, but can get a bus pass directly from their employer. Graduate assistants and student hourly positions are not eligible for an employee bus pass, but may pick up a student pass from ASM if they pay segregated fees. Members of the Retirement Association are not eligible for a complimentary pass.