

2016 BIENNIAL TRANSPORTATION SURVEY REPORT



February 24, 2017

Cover image: On a sunny December day, pedestrians walk past the University Square complex and Student Services Tower at 333 East Campus Mall at the University of Wisconsin-Madison. Credit: Bryce Richter, Communications, UW-Madison



Image: Students and pedestrians walk past Bascom Hall at the University of Wisconsin-Madison. Credit: Jeff Miller, Communications, UW-Madison

This report was produced by staff at the University of Wisconsin–Madison, Transportation Services.

TABLE OF CONTENTS

EXECUTIVE SUMMARY	iv
I. INTRODUCTION	1
A. UNIVERSITY OF WISCONSIN-MADISON	1
B. TRANSPORTATION SERVICES.....	1
C. SURVEY PURPOSE AND SCOPE	1
II. SURVEY METHODOLOGY.....	3
A. SURVEY DESIGN.....	3
B. SURVEY TARGETS	3
C. SAMPLE DESIGN	3
D. PRE-TEST	4
E. EMAIL INVITATIONS.....	4
III. RESULTS.....	5
A. RESULTS BY QUESTION.....	7
B. CROSS-TABBED RESULTS	16
C. SUMMARY OF COMMENTS	23
IV. CONCLUSION.....	24
A. LONG-TERM TRENDS.....	24
APPENDIX A: Complete Results – UW Students	i
APPENDIX B: Complete Results – UW Faculty & Staff	xliv
APPENDIX C: Complete Results – UW Hospital Employees	xcix

TABLE OF TABLES

Table 1: Email Invitation Schedule.....	4
Table 2: Response Summary	5
Table 3: One-way Distance to Campus	7
Table 4: Travel Mode to Campus	8
Table 5: Travel Mode to Campus (Percent)	8
Table 6: Survey Respondents by Sex	15
Table 7: Mode by Distance (Faculty/Staff, Good Weather)	16
Table 8: Mode by Distance (Students, Good Weather)	17
Table 9: Mode by Distance (Hospital, Good Weather)	18
Table 10: Mode by Income (Faculty/Staff, Good Weather)	19
Table 11: Mode by Residence (Students, Good Weather)	20
Table 12: Mode by Status (Student, Good Weather)	21
Table 13: Mode by Income (Hospital, Good Weather).....	22
Table 14: Summary of Comments by Group.....	23

TABLE OF FIGURES

Figure 1: Survey Response Dates.....	6
Figure 2: Survey Start Times	6
Figure 3: One-way Distance to Campus.....	7
Figure 4: Travel Mode to Campus.....	9
Figure 5: Travel Mode to Campus (Good Weather)	9
Figure 6: Arrival Time to campus/Hospital	10
Figure 7: Departure Time from campus/Hospital	10
Figure 8: Frequency Driving to Campus.....	11
Figure 9: PEV Ownership	11
Figure 10: Ride Metro Bus (Good Weather)	12
Figure 11: Ride Metro Bus (Bad Weather)	12
Figure 12: Frequency Riding the Campus Bus	12
Figure 13: Frequency Riding the Campus Bus at Night	13
Figure 14: Bicycle to Campus (Good Weather)	13
Figure 15: Bicycle to Campus (Bad Weather)	14
Figure 16: Survey Respondents by Sex	14
Figure 17: Trends: Faculty/Staff Good Weather Mode	24
Figure 18: Trends: Faculty/Staff Good Weather Mode (2010-2016)	25
Figure 19: Trends: Hospital Good Weather Mode	27
Figure 20: Trends: Student Good Weather Mode	28
Figure 21: Trends: Student Good Weather Mode (2010-2016)	28
Figure 22: Trends: Faculty/Staff One-way Commute Distance	29
Figure 23: Trends: Students One-way Commute Distance.....	30
Figure 24: Trends: Hospital One-way Commute Distance.....	31

EXECUTIVE SUMMARY

This is the final report of the 2016 biennial transportation survey administered by Transportation Services (TS) at the University of Wisconsin–Madison (UW). This report includes

- a brief review of survey methodology and
- presentation of selected findings.

The survey was administered through an online questionnaire from October 25 through November 17, 2016. Three separate but similar surveys were created and sent to:

- currently enrolled UW – Madison students,
- UW - Madison faculty and staff, and
- UW Hospital employees who work at the UW Hospital main campus.



Image: Bicyclists pedal in the bike lane along University Avenue against a backdrop of car lights and rush hour-traffic traveling through the heart of the University of Wisconsin-Madison campus at nightfall. In the background at left is a Madison Metro bus. Credit: Jeff Miller, University Communications, UW - Madison.

The purpose of the survey is to obtain basic transportation and commuting characteristics of students and employees. The online questionnaire had 26 questions including a comment box as the final page. More women than men responded to the survey.

The results reveal that most UW – Madison faculty and staff and UW Hospital employees drive alone to work during both good and bad weather. The most common mode for UW – Madison students during both good and bad weather was walking. Bicycling continues to be a popular mode choice for UW faculty, staff and students, especially during good weather. Transit, carpooling, vanpooling, private commuter buses, other bus systems, motorcycles and mopeds make up a smaller mode share for all groups.

As in previous surveys, results show an association between distance (from home to campus/the hospital) and mode choice. Those with a shorter distance reported higher mode shares of walking and biking while those with greater commute distance tend to drive alone.

Weather is also a factor in mode choice. Bad weather means respondents were more likely to drive alone or use the bus over walking, biking and other modes. Students are most likely to utilize the campus bus on a frequent basis during the day and night in any weather.

The survey is a snapshot of transportation on the UW - Madison campus and at the UW Hospital. Collecting this data helps Transportation Services better serve customers and tracking these trends over time helps plan for future transportation improvements.

More information on methodology can be found in Section II and results can be found in Section III or in Appendix A, B or C.

I. INTRODUCTION

A. UNIVERSITY OF WISCONSIN - MADISON

In achievement and prestige, the UW - Madison has long been recognized as one of America's great universities. A public, land-grant institution, UW - Madison offers a complete spectrum of liberal arts studies, professional programs and student activities. Spanning 936 acres along the southern shore of Lake Mendota, the campus is located in Madison, Wisconsin. The University has a student enrollment of 43,338, faculty and staff numbering 21,608 and nearly 435,412 living alumni. More information about the University can be found here: www.wisc.edu. The 2015 campus master plan which includes a long range transportation plan can be accessed at the following website: <http://www.masterplan.wisc.edu/>.

B. TRANSPORTATION SERVICES

The mission of Transportation Services is to “provide innovative transportation solutions that serve and support the University of Wisconsin-Madison.” Our objective is to “sustain and strengthen our cutting edge transportation programs” through our strategic priorities, which include amplifying customer service, accelerating multimodal transportation initiatives, and advancing technology to stay on the cutting edge. As an auxiliary enterprise, Transportation Services does not receive state funding. TS funding sources include parking revenues, student fees as designated by ASM, program revenue and fees, citation revenue and other income. Expenditures include capital and interest expense, salaries and fringe benefits, supplies and services, campus bus service, and the UW employee bus pass program. Expenditures total approximately \$22 million in fiscal year 2017.

Charged with overseeing transportation on the UW - Madison campus, TS administers numerous programs that strive to meet the needs of campus visitors, employees, and students. TS manages about 13,000 parking stalls and much of the associated infrastructure. TS also manages commuter solutions programs such as carpooling, walking, biking and an employee bus pass program.

C. SURVEY PURPOSE AND SCOPE

UW - Madison has a long history of surveying on transportation behavior. Surveys have been completed by Transportation Services in 1979, every year from 1981 to 1991, and roughly every other year since 1991. UW - Madison is unique amongst its peer institutions for tracking transportation trends for such a long period of time.

The purpose of the 2016 biennial transportation survey is to better understand transportation characteristics of UW - Madison students, UW - Madison employees and UW Hospital employees. The scope of the survey includes transportation to, from and within the UW - Madison campus. The survey does not ask attitudinal questions. Each biennial survey strives to maintain consistency with previous surveys to improve the Department's understanding of transportation trends over time.



II. SURVEY METHODOLOGY

Between 1997 and 2009, data collection for the surveys was completed by the UW Survey Center via hard copy paper surveys mailed to students and faculty/staff (and, beginning in 2006, to UW Hospital employees). Since 2010, with advances in web-based surveys and in light of the high relative cost of paper surveys, the UW-Madison biennial transportation survey has been administered online by TS staff.

Online surveys offer several advantages to paper-based surveys including lower cost, easier and quicker analysis, and faster reporting of results. In addition, home and work address data kept by several different sources for students, faculty and staff has become less reliable over time making paper survey mailings less effective and more costly.

In light of the change in survey method, UW Transportation Services is very aware that variations in response rate, response bias, and trends may occur. For this reason, we consider the 2010 survey something of a baseline to measure against future web-based surveys. Comparisons to surveys prior to 2010 must be made carefully due to the very different nature of online compared to paper surveys.

A. SURVEY DESIGN

This biennial survey is used to conduct longitudinal analysis meaning consistency from year to year is important. Considering this, the 2016 survey is very similar to the previous online biennial transportation surveys with no major changes to survey design with the exception of the addition of an electric vehicle (EV) ownership question. Because TS recently installed several plug-in electric vehicle chargers on campus we want to track EV ownership and better understand the EV charging need. Lastly, small changes to readability and survey accessibility were made. See Appendix A, B and C for the survey questions and results.

B. SURVEY TARGETS

The survey targets were registered UW - Madison students, UW - Madison faculty and staff, and UW Hospital and Clinics staff. UW Hospital and Clinics staff employed at locations other than the main UW Hospital campus was not considered part of the study population with the exception of physicians who work at multiple locations including the main UW Hospital campus.

The survey targets were identified by collecting email addresses from data sources. If a member of the above identified groups did not have an email address on file then they were not included in the final survey sample. We anticipate that the majority of survey targets had an active email address.

C. SAMPLE DESIGN

The study population is all currently enrolled UW - Madison students, UW - Madison faculty and staff, and UW Hospital and Clinics employees who work on the UW - Madison campus. The sampling frame is all cases of email addresses collected from the population.

- 8,656 records were obtained from UW Health for all employees that may work at the UW Hospital main campus.
- 43,178 records were obtained from the Registrar's office for enrolled UW - Madison students.
- 19,790 records were obtained from the UW-Madison Office of Human Resources.

Sample Size

A target of 500 responses for each of the three categories has been used in past surveys and is the target for this survey. Sampling 2,000 faculty and staff and 2,000 UW Hospital employees will typically yield at least 500 responses each. To obtain 500 responses from students the sample size was increased to 3,000 due to the consistently low response rate of this segment.

Sample Selection

Microsoft Excel was used to generate random numbers. These random numbers were assigned to email addresses. Those numbers were then sorted from lowest to highest and the first 2,000 (fac/staff & hospital) or 3,000 (student) records were selected for sampling.

D. PRE-TEST

A pre-test was conducted by sending the draft survey out to Transportation Services staff. No major issues were identified with the format, wording or function of the survey.

E. EMAIL INVITATIONS

Survey invitations were sent via email to random participants broken down among three groups as defined in the sampling plan. The email contained instructions for taking the survey and an individual link for the survey. The link was unique to the user and could only be used to take the survey once. Survey participants were allowed to return to the survey if they did not complete it.

A second email contained a reminder to take the survey and was sent 9 days after the first email. The second email was sent only to those participants that had not yet completed the survey.

A third email (second reminder) was sent 8 days after the first reminder to take the survey. The email was only sent to those participants that had not yet completed the survey.

A fourth email (final reminder) was sent 4 days after the 2nd reminder to take the survey. This email was only sent to the student group that had not completed the survey.

The survey closed at 5PM on November 17th. Responses were saved by the Qualtrics survey software online. Responses were downloaded in several formats including Excel and PDF with all raw data to serve as a backup.

Table 1: Email Invitation Schedule

	INITIAL INVITE	1ST REMINDER	2ND REMINDER	FINAL REMINDER	CLOSE
All Surveys	Tue., Oct. 25	Thu., Nov. 3	Fri., Nov. 11	Tues., Nov. 15	Thu., Nov. 17

All reminders needed for students; 1st and 2nd reminders sent to Fac/Staff; only 1st reminder needed for Hospital.

III. RESULTS

This section includes selected results compared across students, UW faculty/staff and UW Hospital employees. For complete results including basic survey statistics see Appendix A, B, and C. A few cross-tab data tables are also presented. The data are not weighted. In comparison to the 2014 survey, response rates were lower for UW faculty/staff and UW Hospital, but up for UW students. Survey timing, quality of email addresses from sources, junk mail filters and other factors may have contributed to the changes in response rates.

Table 2: Response Summary

	INVITATIONS SENT	SURVEYS STARTED*	SURVEYS COMPLETED	RESPONSE RATE
Students	3,000	561	491	16.4%
Faculty/Staff	2,000	621	582	29.1%
Hospital	2,000	740	672	33.6%

Responses from partially completed surveys are included in analysis and final reporting.

Figure 1: Survey Response Dates

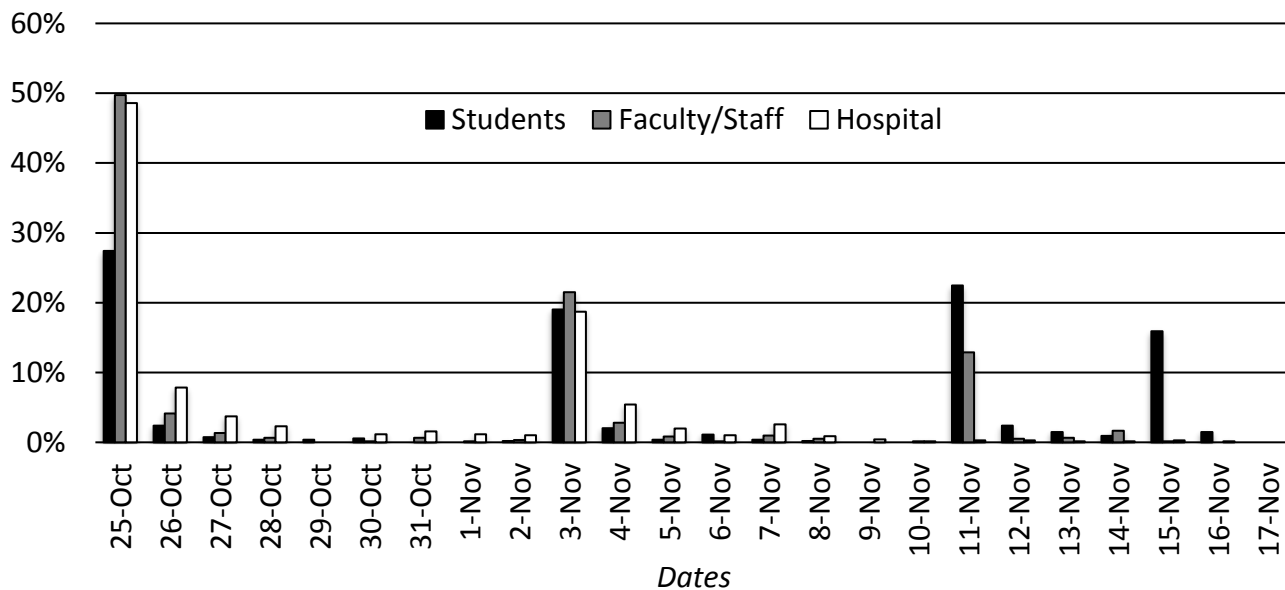
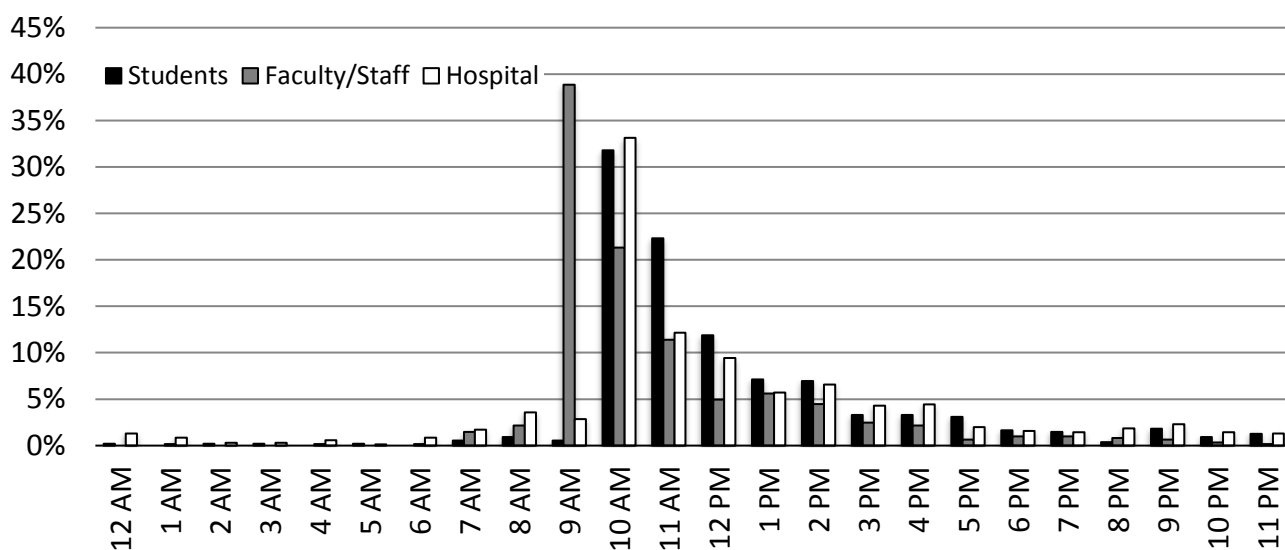


Figure 2: Survey Start Times



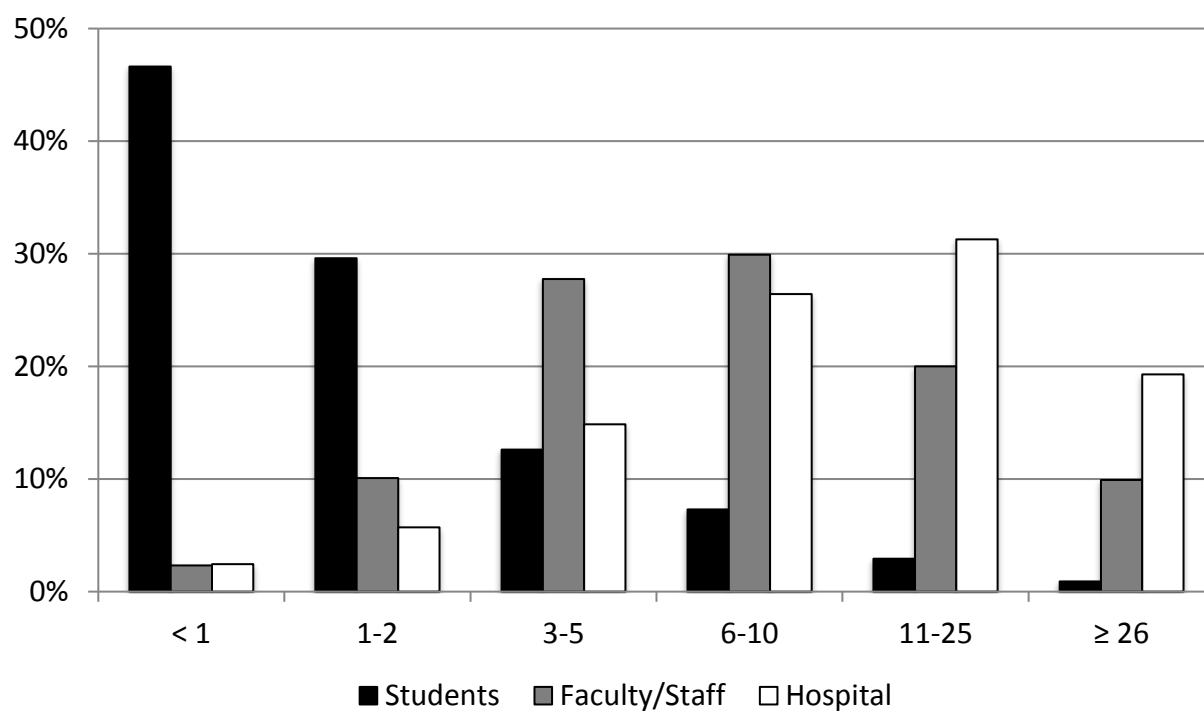
A. RESULTS BY QUESTION

How many miles is it one way from your current daily residence to campus / the hospital?

Table 3: One-way Distance to Campus

	<i>miles</i>												
	< 1		1 - 2		3 - 5		6 - 10		11 - 25		≥ 26		Total
Students	255	47%	162	30%	69	13%	40	7%	16	3%	5	1%	547
Faculty/Staff	14	2%	61	10%	168	28%	181	30%	121	20%	60	10%	605
Hospital	17	2%	40	6%	104	15%	185	26%	219	31%	135	19%	700
	286	15%	263	14%	341	18%	406	22%	356	19%	200	11%	1,852

Figure 3: One-way Distance to Campus



During good/bad weather what is your most frequent way of traveling to campus?

Table 4: Travel Mode to Campus

	Students		Faculty/Staff		Hospital		GW Total	BW Total
	GW	BW	GW	BW	GW	BW		
Walk	242	164	18	17	25	16	285	197
Bicycle	129	32	104	14	40	10	273	56
Moped	15	8	1	0	5	0	21	8
Motorcycle	1	0	4	0	7	0	12	0
Drive alone	42	56	316	338	501	526	859	920
Private bus	4	2	0	1	4	4	8	7
Drop off	4	13	15	25	18	26	37	64
Carpool	1	1	24	27	20	17	45	45
Vanpool	0	0	7	6	3	3	10	9
Metro bus	76	145	93	147	59	78	228	370
Campus bus	23	114	4	8	3	2	30	124
Other bus	3	2	4	4	0	1	7	7
Other	2	2	11	14	10	11	23	27
Total	542	539	601	601	695	694	1,838	1,834

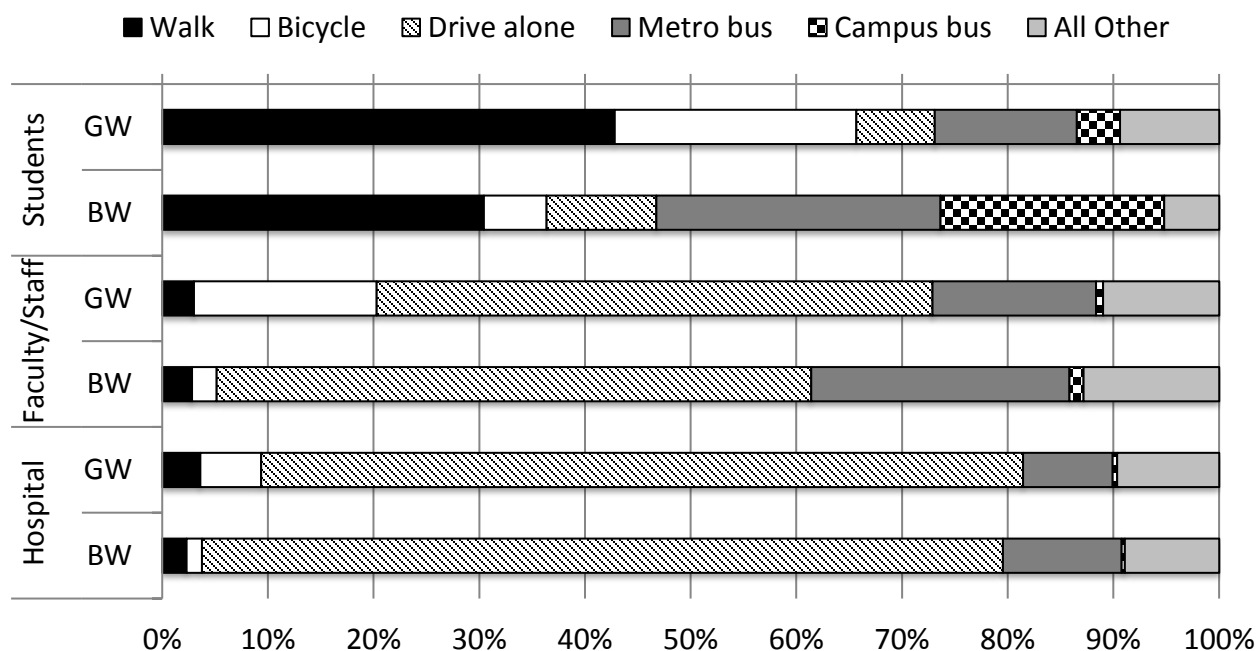
Note: GW=Good Weather, BW=Bad Weather

Table 5: Travel Mode to Campus (Percent)

	Students		Faculty/Staff		Hospital	
	GW	BW	GW	BW	GW	BW
Walk	45%	30%	3%	3%	4%	2%
Bicycle	24%	6%	17%	2%	6%	1%
Moped	3%	1%	0%	0%	1%	0%
Motorcycle	0%	0%	1%	0%	1%	0%
Drive alone	8%	10%	53%	56%	72%	76%
Private bus	1%	0%	0%	0%	1%	1%
Drop off	1%	2%	2%	4%	3%	4%
Carpool	0%	0%	4%	4%	3%	2%
Vanpool	0%	0%	1%	1%	0%	0%
Metro bus	14%	27%	15%	24%	8%	11%
Campus bus	4%	21%	1%	1%	0%	0%
Other bus	1%	0%	1%	1%	0%	0%
Other	0%	0%	2%	2%	1%	2%
Total	100%	100%	100%	100%	100%	100%

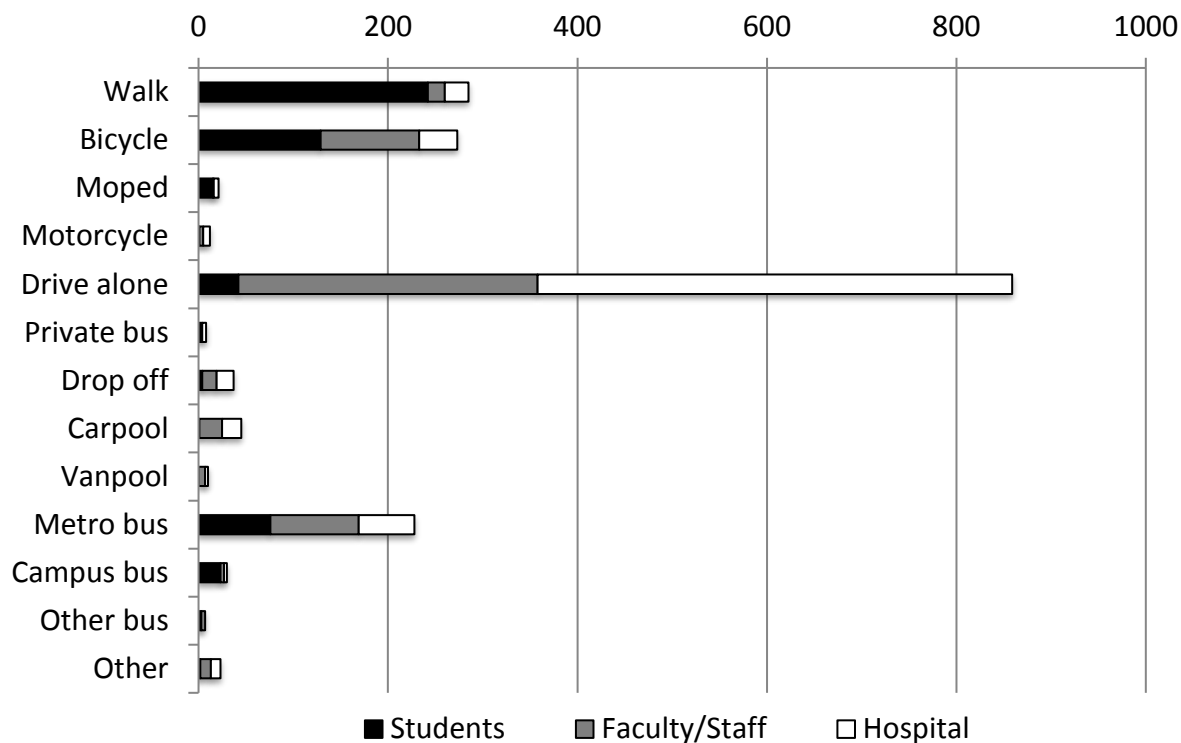
Note: GW=Good Weather, BW=Bad Weather

Figure 4: Travel Mode to Campus



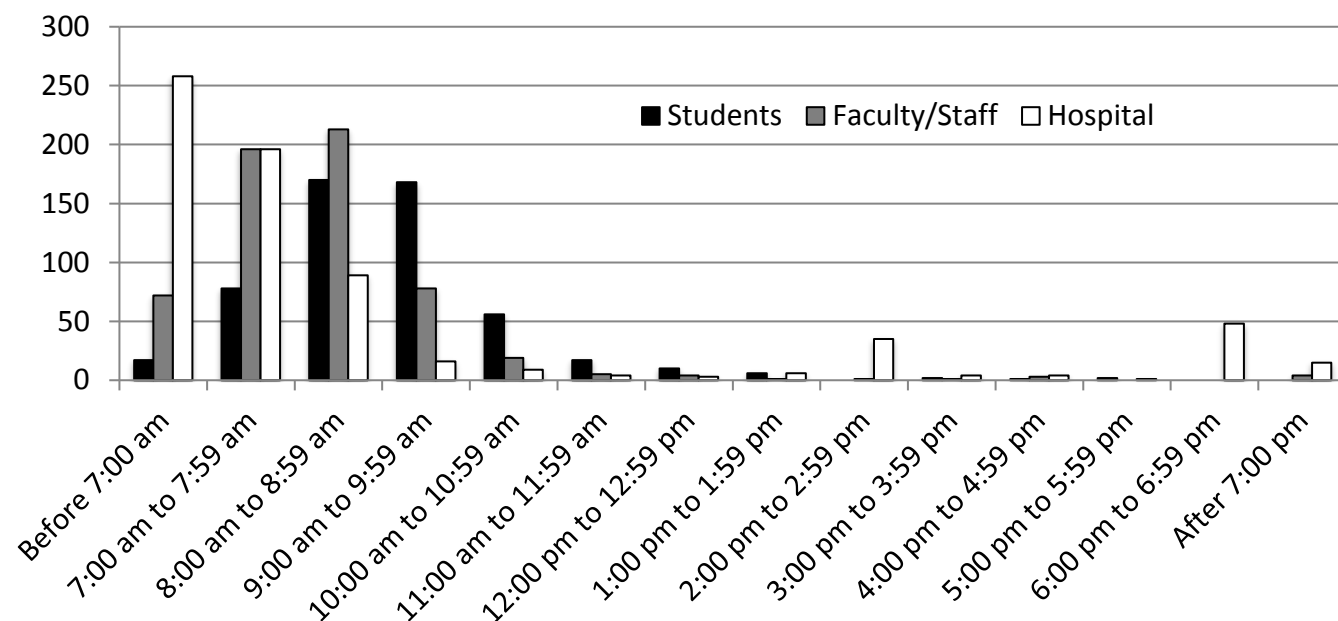
Note: GW=Good Weather, BW=Bad Weather. Modes with 5% or more mode share are shown individually.

Figure 5: Travel Mode to Campus (Good Weather)



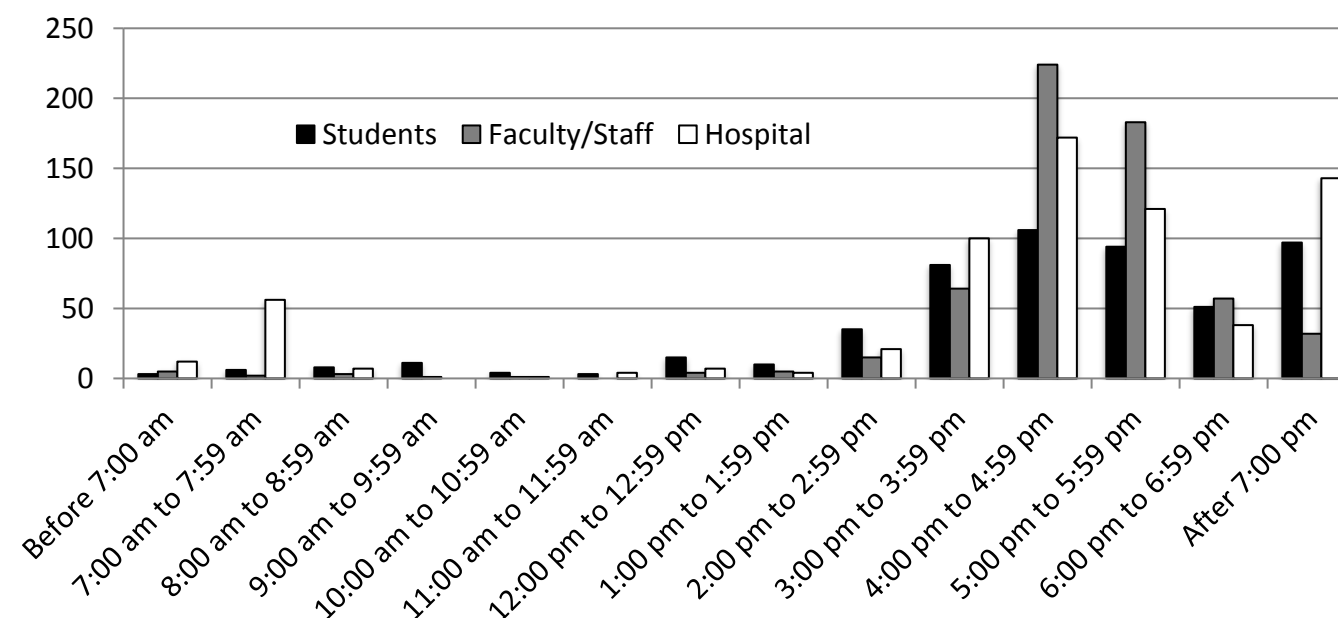
When do you usually arrive on campus/to the hospital for the day?

Figure 6: Arrival Time to Campus/Hospital



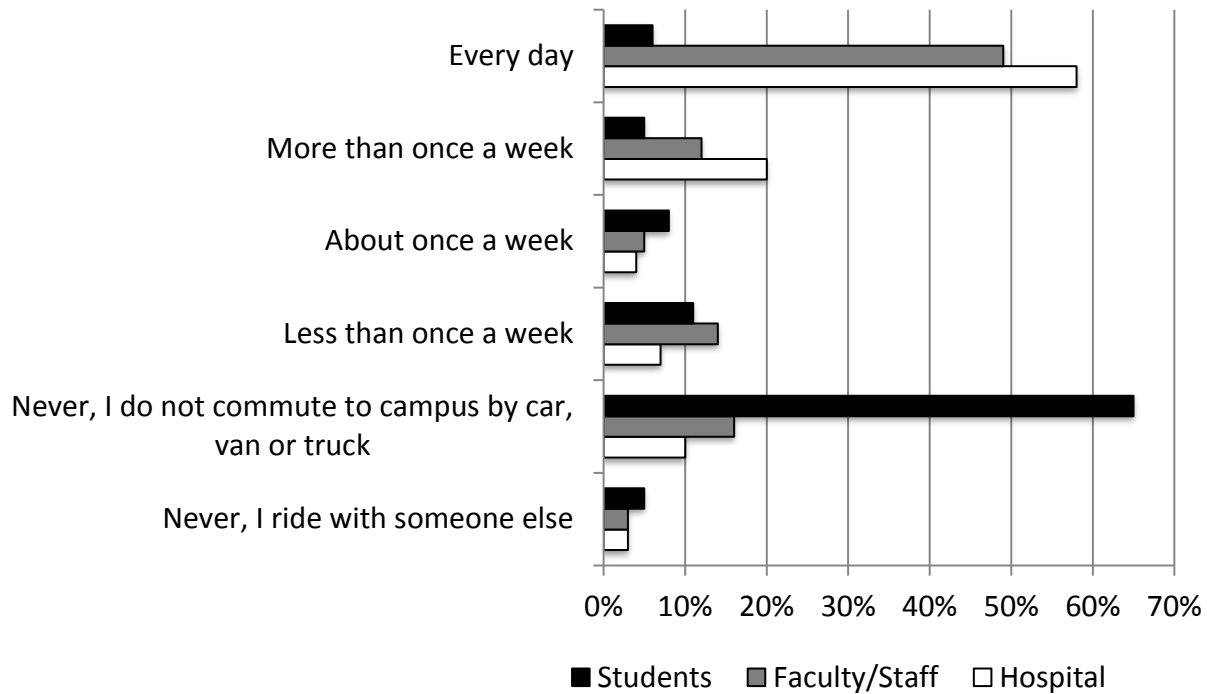
When do you usually leave campus/the hospital for the day?

Figure 7: Departure Time from Campus/Hospital



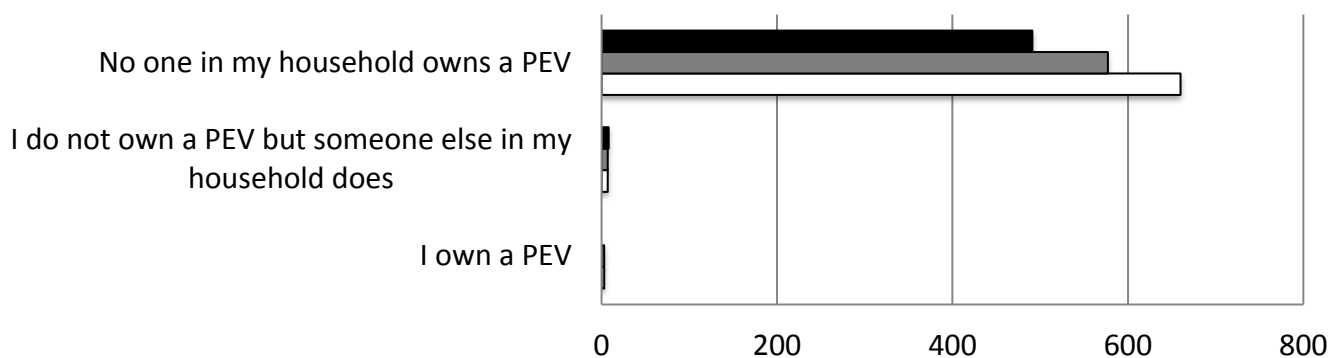
On average, how many days a week do you DRIVE a car, van, or truck to campus? (Not motorcycle, scooter, moped, etc.)

Figure 8: Frequency Driving to Campus



Do you or anyone in your household own a Plug-In Electric Vehicle (PEV)? This is a car that can be plugged in to charge.

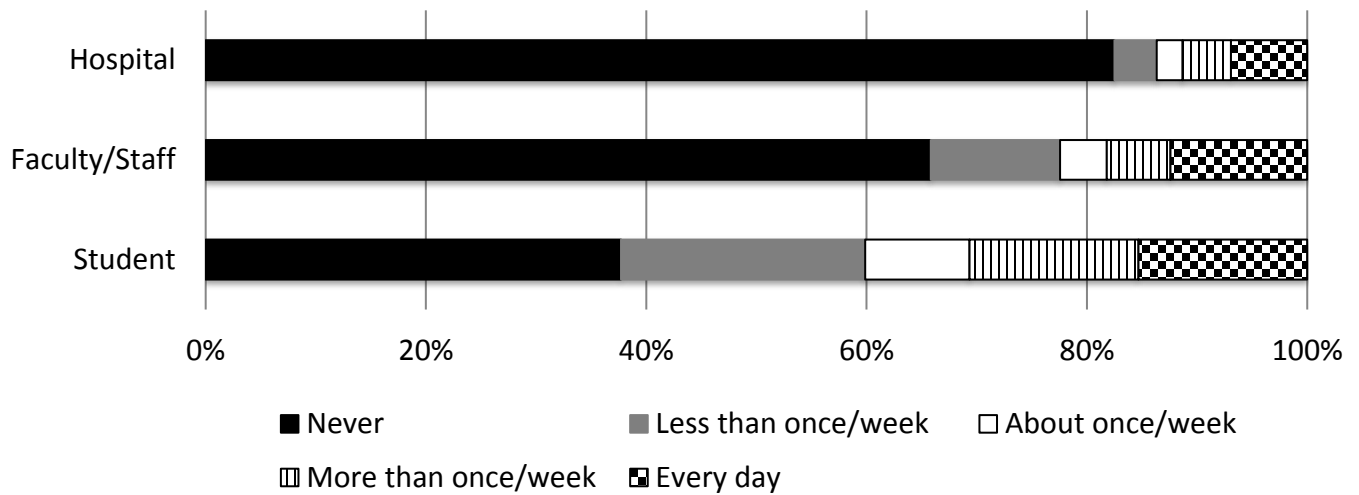
Figure 9: PEV Ownership



	I own a PEV	I do not own a PEV but someone else in my household does	No one in my household owns a PEV
■ Students	0	8	491
■ Fac/Staff	3	7	577
□ Hospital	3	7	660

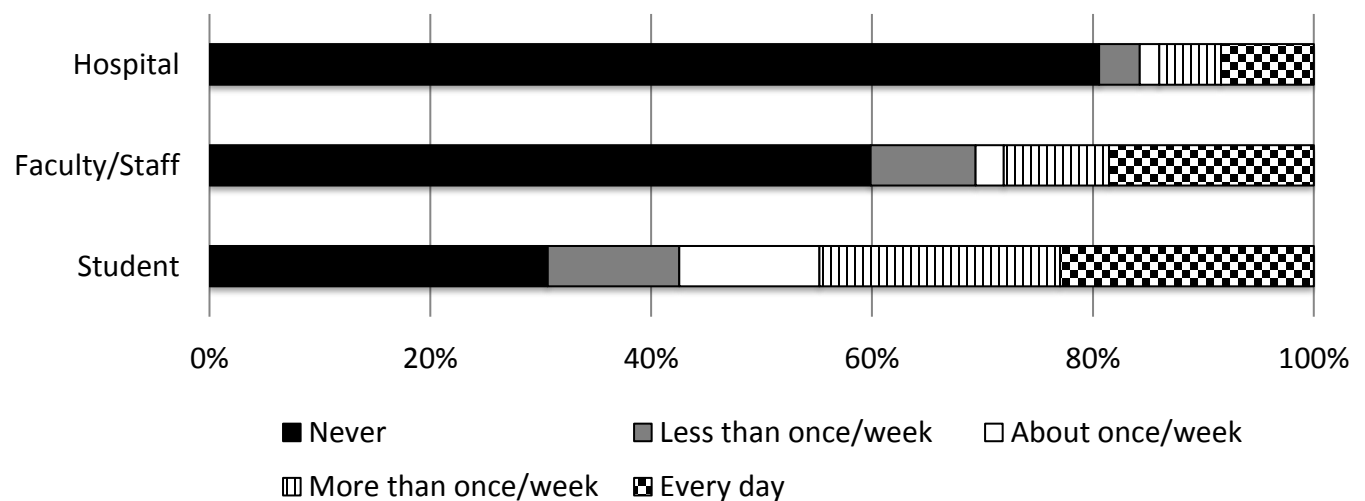
During GOOD WEATHER how often, if ever, do you commute to campus by a Madison Metro Bus?

Figure 10: Ride Metro Bus (Good Weather)



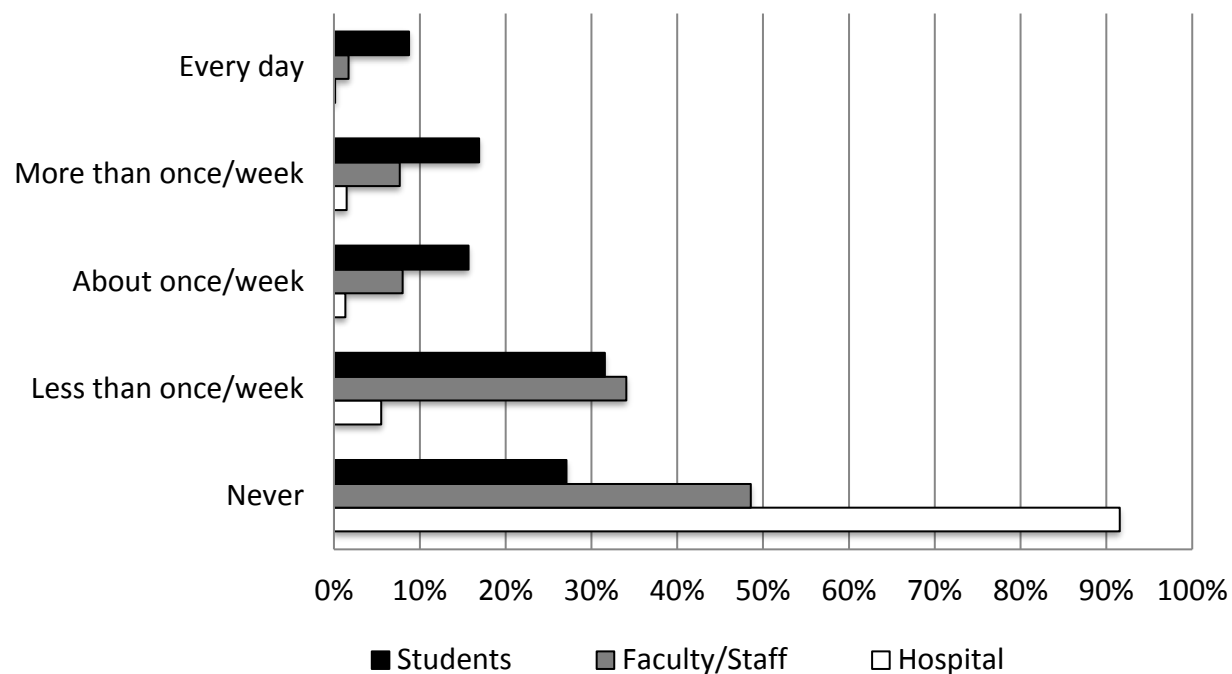
During BAD WEATHER how often, if ever, do you commute to campus by a Madison Metro Bus?

Figure 11: Ride Metro Bus (Bad Weather)



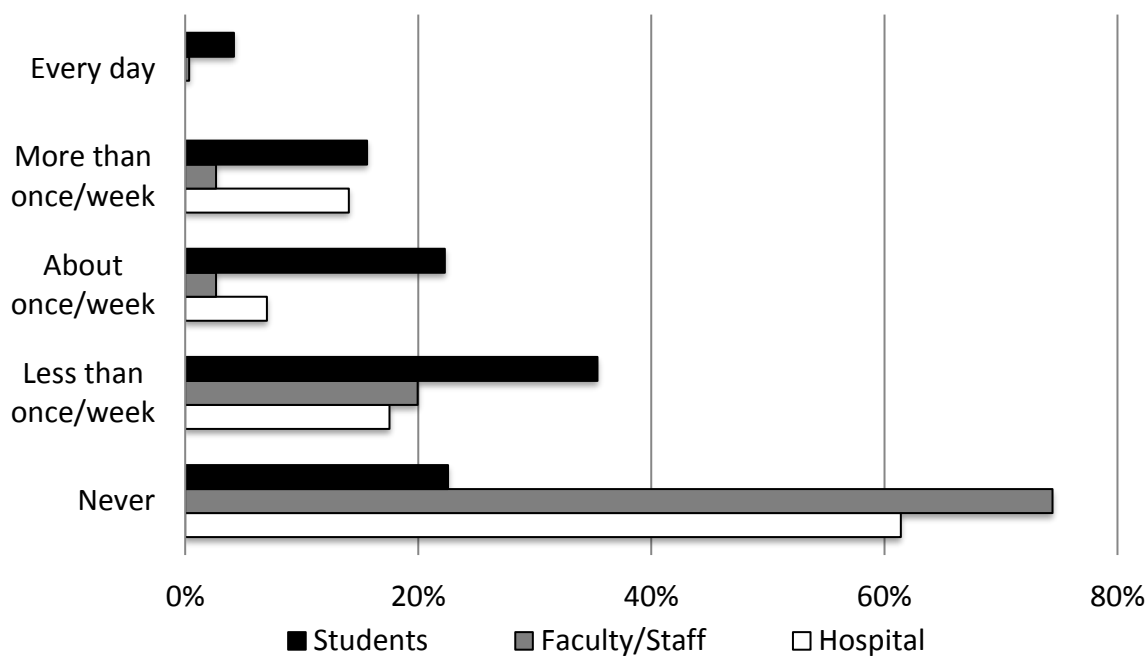
How often, if ever, do you ride the campus bus (Routes 80, 81, 82, 84)?

Figure 12: Frequency Riding the Campus Bus



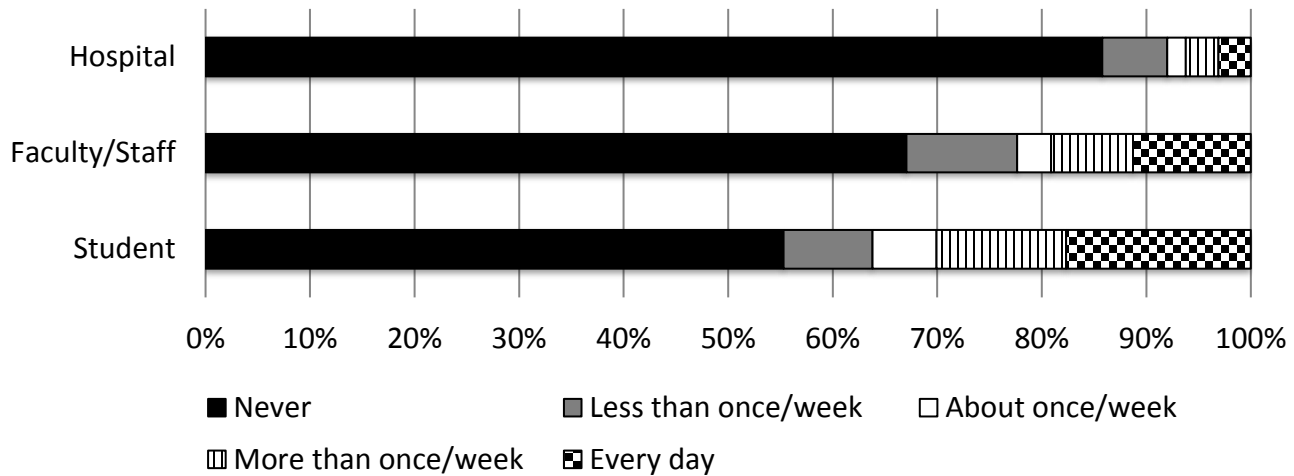
How often, if ever, do you ride the campus bus AT NIGHT (Routes 80, 81, 82)?

Figure 13: Frequency Riding the Campus Bus at Night



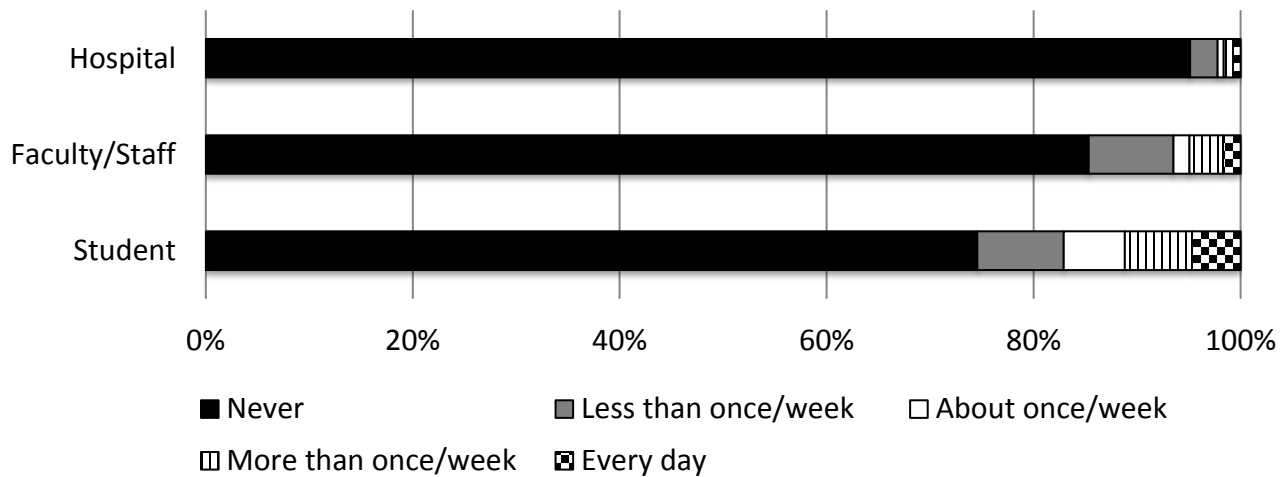
How often, if ever, do you bicycle to campus in GOOD WEATHER?

Figure 14: Bicycle to Campus (Good Weather)



How often, if ever, do you bicycle to campus in BAD WEATHER?

Figure 15: Bicycle to Campus (Bad Weather)

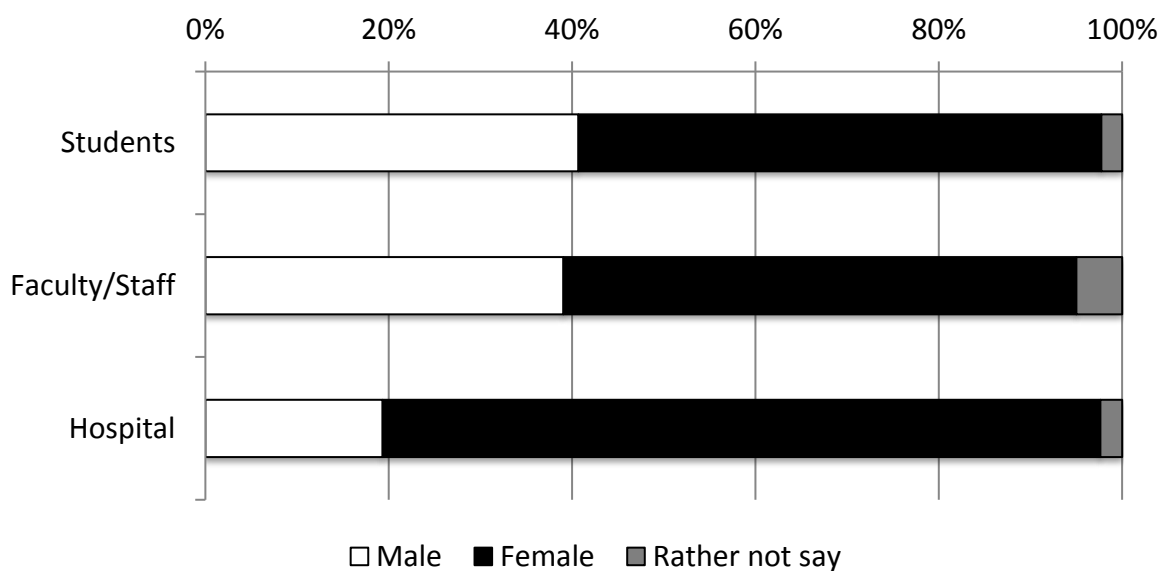


What is your sex?

Table 6: Survey Respondents by Sex

	Male		Female		Rather not say		Total
Students	199	39.70%	279	57.90%	11	2.40%	489
Faculty/Staff	227	39.30%	325	56.70%	29	4.00%	581
Hospital	130	18.50%	526	78.20%	16	3.40%	672
Total	556	30.80%	1,130	65.90%	56	3.30%	1,742

Figure 16: Survey Respondents by Sex



B. CROSS-TABBED RESULTS

Selected cross-tabbed tables are presented below.

Table 7: Mode by Distance (Faculty/Staff, Good Weather)

Please answer the following questions for times that you travel to the UW campus for work. Please select one.

		<i>Please answer the following questions for times that you travel to the UW campus for work. Please select one.</i>					
		Less than 1 mile	1 to 2 miles	3 to 5 miles	6 to 10 miles	11 to 25 miles	26 miles or more
<i>During GOOD WEATHER, what is your most frequent way of traveling to campus? Please select one.</i>	Walk	36%	20%	1%	0%	0%	0%
	Bicycle	50%	39%	36%	7%	1%	0%
	Moped	0%	0%	1%	0%	0%	0%
	Motorcycle	0%	0%	1%	0%	2%	2%
	Drive alone in a car, truck, or van	7%	13%	36%	59%	79%	80%
	Private commuter bus (i.e. intercity bus service)	0%	0%	0%	0%	0%	0%
	Someone drops me off (not carpool)	0%	3%	4%	2%	2%	2%
	Carpool member	0%	0%	1%	7%	6%	3%
	State vanpool member	0%	0%	0%	0%	0%	12%
	Madison Metro city bus (NOT Route 80, 81, 82, 84)	0%	16%	22%	19%	9%	2%
	Campus Bus (Route 80, 81, 82, 84)	7%	3%	0%	1%	0%	0%
	Other public bus system (i.e. Monona Transit)	0%	3%	0%	1%	0%	0%
	Other	0%	2%	1%	3%	2%	0%
	Total	100%	100%	100%	100%	100%	100%

This table should be interpreted as: 36% of faculty/staff who live less than one mile from campus walk to work during good weather.

Table 8: Mode by Distance (Students, Good Weather)

		How many miles is it one way from your current daily residence to campus? Please select one.					
		Less than 1 mile	1 to 2 miles	3 to 5 miles	6 to 10 miles	11 to 25 miles	26 miles or more
During GOOD WEATHER, what is your most frequent way of traveling to campus? Please select one.	Walk	71%	35%	9%	3%	0%	0%
	Bicycle	22%	30%	28%	15%	6%	0%
	Moped	4%	2%	0%	5%	0%	0%
	Motorcycle	0%	1%	0%	0%	0%	0%
	Drive alone in a car, truck, or van	0%	4%	13%	30%	75%	60%
	Private commuter bus (i.e. intercity bus service)	0%	0%	1%	5%	6%	0%
	Someone drops me off (not carpool)	0%	0%	1%	8%	0%	0%
	Carpool member	0%	0%	1%	0%	0%	0%
	State vanpool member	0%	0%	0%	0%	0%	0%
	Madison Metro city bus (NOT Route 80, 81, 82, 84)	1%	21%	38%	30%	6%	20%
	Campus Bus (Route 80, 81, 82, 84)	2%	8%	7%	0%	0%	0%
	Other public bus system (i.e. Monona Transit)	0%	0%	1%	5%	0%	0%
	Other	0%	0%	0%	0%	6%	20%
Total		100%	100%	100%	100%	100%	100%

This table should be interpreted as: 71% of students who live less than one mile from campus walk to campus during good weather.

Table 9: Mode by Distance (Hospital, Good Weather)

		How many miles is it one way from your current daily residence to the hospital? Please select one.					
		Less than 1 mile	1 to 2 miles	3 to 5 miles	6 to 10 miles	11 to 25 miles	26 miles or more
During GOOD WEATHER, what is your most frequent way of traveling to the hospital? Please select one.	Walk	71%	23%	1%	1%	1%	0%
	Bicycle	18%	23%	18%	4%	0%	1%
	Moped	0%	3%	1%	1%	0%	0%
	Motorcycle	0%	0%	1%	1%	1%	1%
	Drive alone in a car, truck, or van	6%	23%	46%	73%	88%	88%
	Private commuter bus (i.e. intercity bus service)	0%	0%	1%	1%	0%	1%
	Someone drops me off (not carpool)	0%	3%	9%	1%	1%	2%
	Carpool member	0%	0%	4%	1%	5%	3%
	State vanpool member	0%	0%	0%	0%	0%	2%
	Madison Metro city bus (NOT Route 80, 81, 82, 84)	6%	21%	18%	14%	2%	1%
	Campus Bus (Route 80, 81, 82, 84)	0%	5%	0%	0%	0%	0%
	Other public bus system (i.e. Monona Transit)	0%	0%	0%	0%	0%	0%
	Other	0%	0%	1%	4%	1%	0%
	Total	100%	100%	100%	100%	100%	100%

This table should be interpreted as: 71% of respondents that live less than one mile from the Hospital walk to work during good weather.

Table 10: Mode by Income (Faculty/Staff, Good Weather)

	What is your household income?									
	Under \$15,000	\$15,000- \$24,999	\$25,000- \$34,999	\$35,000- \$44,999	\$45,000- \$54,999	\$55,000- \$64,999	\$65,000- \$74,999	\$75,000- \$84,599	\$85,000 or higher	I would rather not say
<i>During GOOD WEATHER, what is your most frequent way of traveling to campus? Please select one.</i>										
Walk	0%	14%	14%	0%	4%	0%	0%	5%	3%	1%
Bicycle	100%	29%	10%	11%	19%	16%	16%	26%	21%	9%
Moped	0%	0%	0%	0%	2%	0%	0%	0%	0%	0%
Motorcycle	0%	0%	0%	0%	2%	0%	2%	3%	0%	0%
Drive alone in a car, truck, or van	0%	29%	29%	56%	48%	39%	48%	47%	54%	65%
Private commuter bus (i.e. intercity bus service)	0%	0%	0%	0%	0%	0%	0%	0%	0%	0%
Someone drops me off (not carpool)	0%	0%	0%	0%	2%	8%	0%	8%	2%	2%
Carpool member	0%	0%	5%	4%	2%	3%	2%	0%	5%	4%
State vanpool member	0%	14%	5%	0%	0%	5%	0%	0%	1%	1%
Madison Metro city bus (NOT Route 80, 81, 82, 84)	0%	14%	33%	22%	17%	21%	30%	11%	11%	14%
Campus Bus (Route 80, 81, 82, 84)	0%	0%	0%	0%	0%	3%	0%	0%	1%	1%
Other public bus system (i.e. Monona Transit)	0%	0%	5%	4%	0%	3%	0%	0%	0%	0%
Other	0%	0%	0%	4%	4%	3%	2%	0%	1%	4%
Total	100%	100%	100%	100%	100%	100%	100%	100%	100%	100%

This table should be interpreted as: 29% of respondents with incomes between \$15,000-\$24,999 bike to campus during good weather.

Table 11: Mode by Residence (Students, Good Weather)

		<i>Where do you currently live?</i>		
		Eagle Heights / University Houses	University residence hall	Other
<i>During GOOD WEATHER, what is your most frequent way of traveling to campus? Please select one.</i>	Walk	20%	73%	38%
	Bicycle	16%	19%	27%
	Moped	0%	1%	3%
	Motorcycle	0%	0%	0%
	Drive alone in a car, truck, or van	8%	0%	9%
	Private commuter bus (i.e. intercity bus service)	0%	0%	1%
	Someone drops me off (not carpool)	0%	0%	1%
	Carpool member	0%	0%	0%
	State vanpool member	0%	0%	0%
	Madison Metro city bus (NOT Route 80, 81, 82, 84)	4%	1%	18%
	Campus Bus (Route 80, 81, 82, 84)	52%	6%	1%
	Other public bus system (i.e. Monona Transit)	0%	0%	1%
	Other	0%	0%	1%
	Total	100%	100%	100%

This table should be interpreted as: 20% of respondents who live at Eagle Heights / University Houses walk to campus during good weather.

Table 12: Mode by Status (Student, Good Weather)

		What is your student status?						
		Freshman	Sophomore	Junior	Senior	Graduate	Professional	Special/Guest
During GOOD WEATHER, what is your most frequent way of traveling to campus? Please select one.	Walk	67%	66%	51%	54%	20%	29%	25%
	Bicycle	20%	25%	23%	22%	31%	12%	15%
	Moped	1%	2%	5%	5%	2%	0%	0%
	Motorcycle	0%	0%	0%	1%	0%	0%	0%
	Drive alone in a car, truck, or van	1%	3%	5%	5%	11%	18%	25%
	Private commuter bus (i.e. intercity bus service)	0%	0%	0%	0%	1%	0%	5%
	Someone drops me off (not carpool)	1%	2%	0%	0%	1%	6%	0%
	Carpool member	0%	0%	0%	0%	0%	6%	0%
	State vanpool member	0%	0%	0%	0%	0%	0%	0%
	Madison Metro city bus (NOT Route 80, 81, 82, 84)	1%	2%	13%	7%	27%	24%	25%
	Campus Bus (Route 80, 81, 82, 84)	7%	0%	1%	2%	7%	6%	5%
	Other public bus system (i.e. Monona Transit)	0%	0%	1%	1%	1%	0%	0%
	Other	0%	0%	0%	1%	1%	0%	0%
	Total	100%	100%	100%	100%	100%	100%	100%

This table should be interpreted as: 67% of freshman respondents indicated their most frequent way of traveling to campus was walking during good weather.

Table 13: Mode by Income (Hospital, Good Weather)

		What is your household income?									
		Under \$15,000	\$15,000-\$24,999	\$25,000-\$34,999	\$35,000-\$44,999	\$45,000-\$54,999	\$55,000-\$64,999	\$65,000-\$74,999	\$75,000-\$84,599	\$85,000 or higher	I would rather not say
During GOOD WEATHER, what is your most frequent way of traveling to the hospital? Please select one.	Walk	0%	0%	5%	7%	0%	4%	8%	4%	4%	1%
	Bicycle	0%	8%	0%	2%	13%	6%	5%	6%	8%	2%
	Moped	9%	0%	0%	0%	0%	0%	0%	0%	1%	1%
	Motorcycle	0%	0%	0%	2%	0%	0%	3%	0%	1%	2%
	Drive alone in a car, truck, or van	45%	62%	63%	63%	71%	58%	67%	81%	74%	81%
	Private commuter bus (i.e. intercity bus service)	0%	8%	0%	4%	0%	0%	0%	2%	0%	0%
	Someone drops me off (not carpool)	0%	8%	5%	2%	0%	6%	0%	0%	2%	4%
	Carpool member	0%	0%	2%	2%	3%	4%	5%	2%	2%	4%
	State vanpool member	0%	0%	0%	0%	0%	0%	3%	0%	0%	1%
	Madison Metro city bus (NOT Route 80, 81, 82, 84)	45%	15%	22%	15%	10%	19%	3%	6%	6%	4%
	Campus Bus (Route 80, 81, 82, 84)	0%	0%	0%	0%	3%	0%	0%	0%	1%	0%
	Other public bus system (i.e. Monona Transit)	0%	0%	0%	0%	0%	0%	0%	0%	0%	0%
	Other	0%	0%	2%	2%	0%	2%	8%	0%	1%	1%
	Total	100%	100%	100%	100%	100%	100%	100%	100%	100%	100%

This table should be interpreted as: 45% of respondents with incomes below \$15,000 reported driving to the hospital during good weather.

C. SUMMARY OF COMMENTS

The final page of the survey contained a comment box. The purpose of collecting comments was to obtain feedback on the survey instrument and transportation issues at UW-Madison. For complete, verbatim comments, please see Appendix A, B, or C.

Table 14: Summary of Comments by Group

	Total Comments
Students	79
Faculty/Staff	173
Hospital	209
Total	458

IV. CONCLUSION

This section presents a brief summary of transportation trends. This section does not offer further analysis of the survey or of transportation policy in general as this is outside the scope of the document.

A. LONG-TERM TRENDS

Figure 17: Trends: Faculty/Staff Good Weather Mode

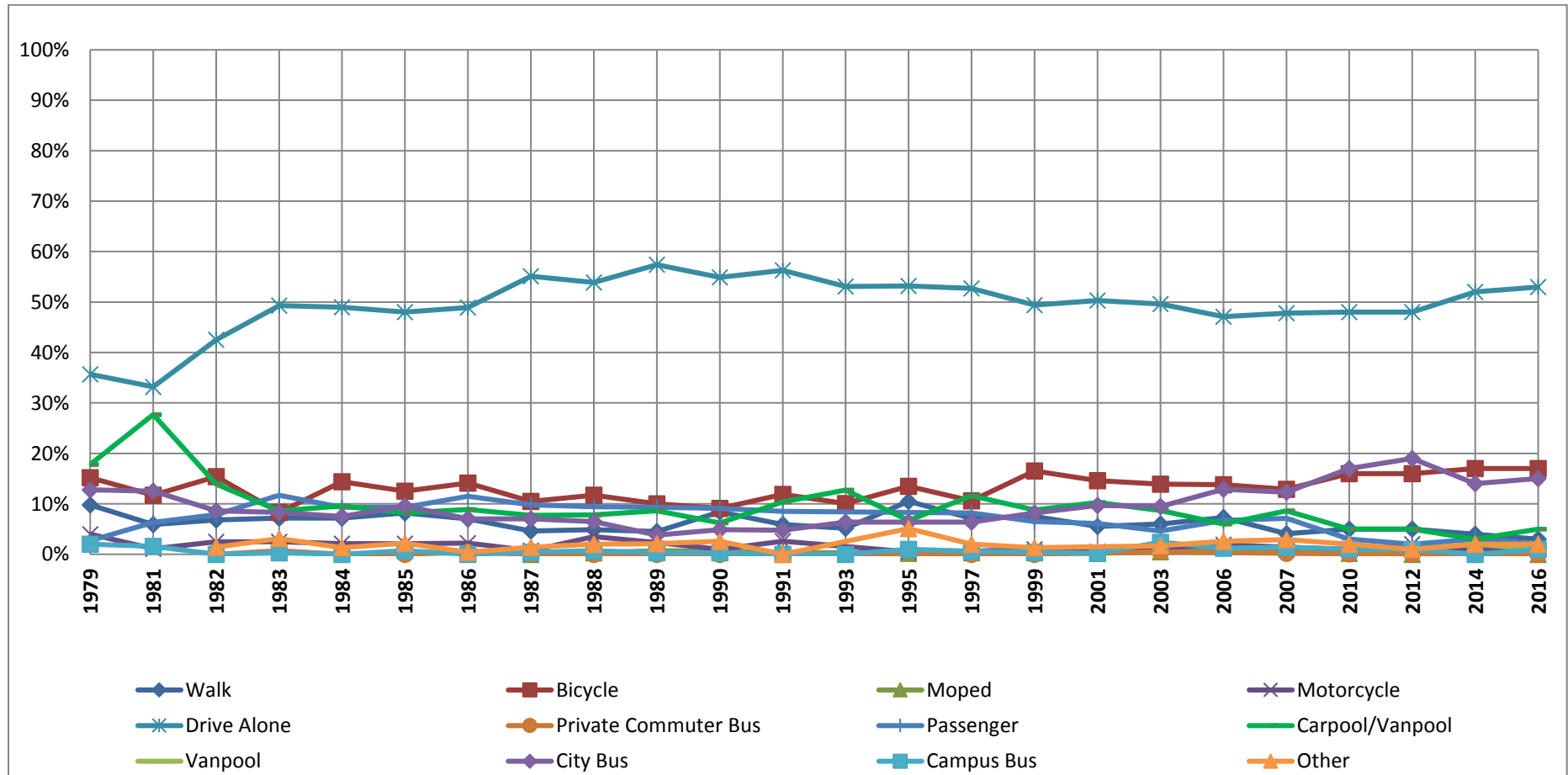
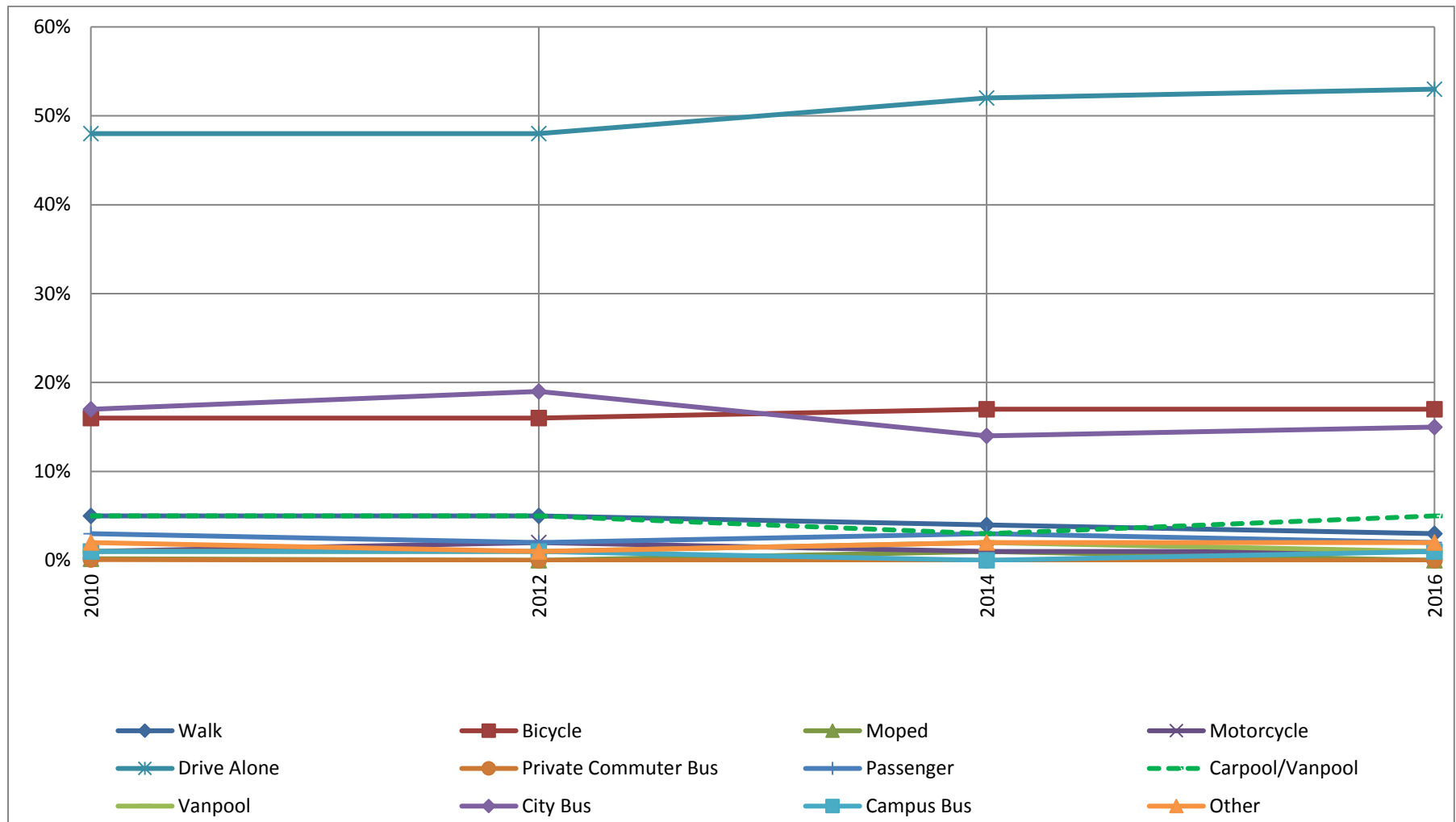
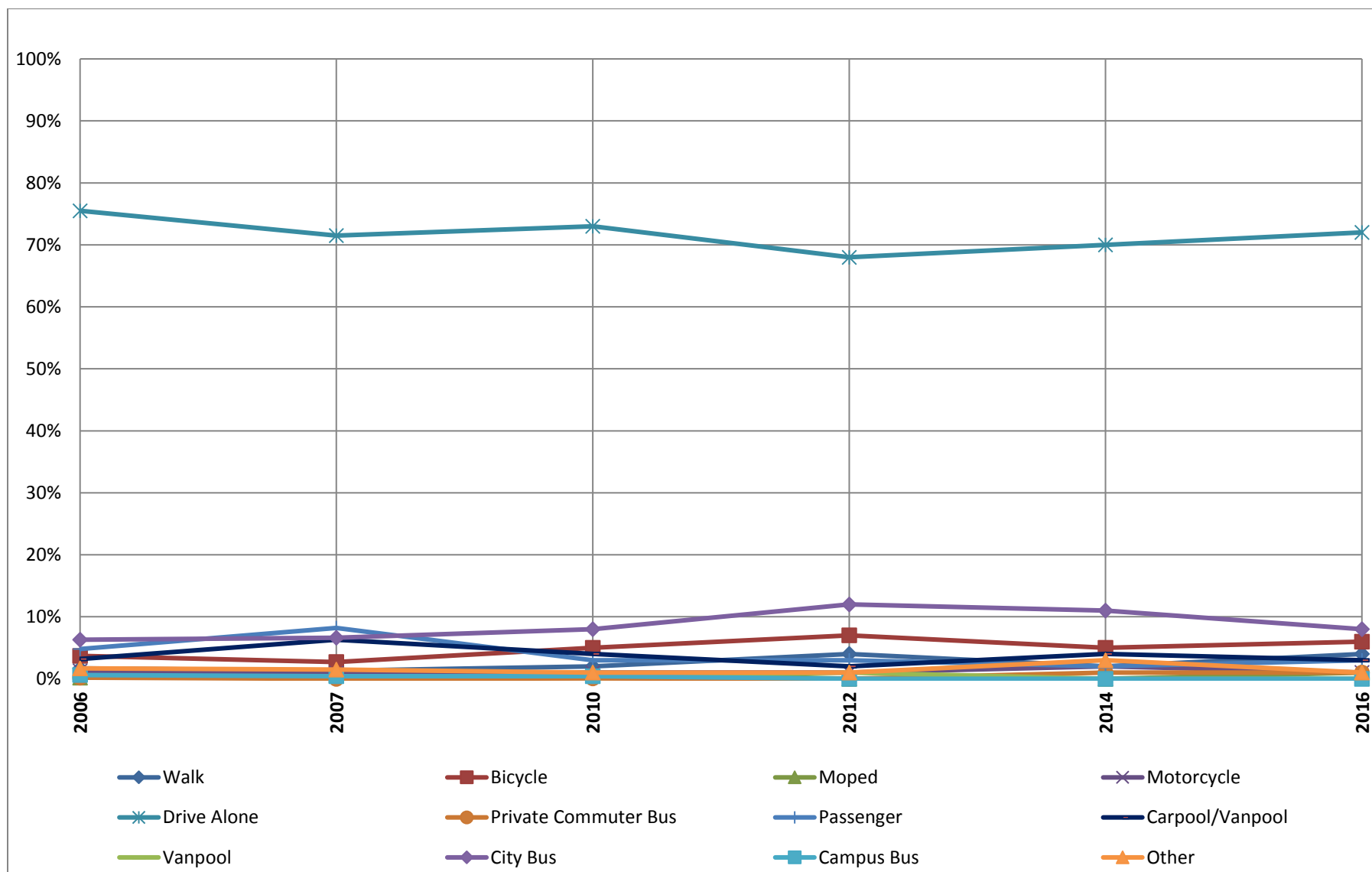


Figure 18: Trends: Faculty/Staff Good Weather Mode (2010-2016)*



*Figure 18 utilizes the same data as Figure 17, but is a snapshot of the mode trends only from 2010-2016.

Figure 19: Trends: Hospital Good Weather Mode*



*Figure 19 spans only from the years 2006-2016 because UW-Madison TS didn't survey the hospital before the year 2006.

Figure 20: Trends: Student Good Weather Mode

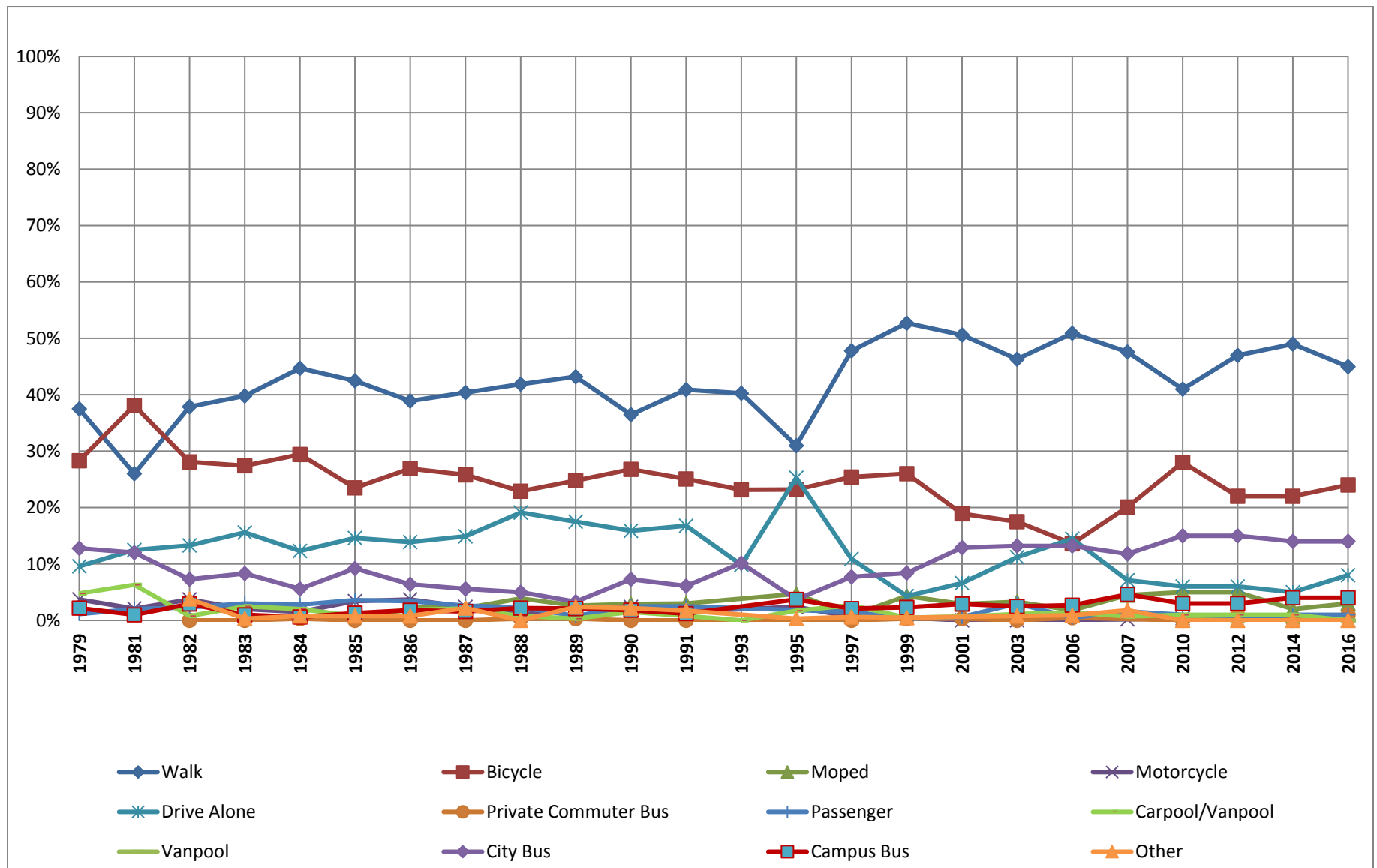
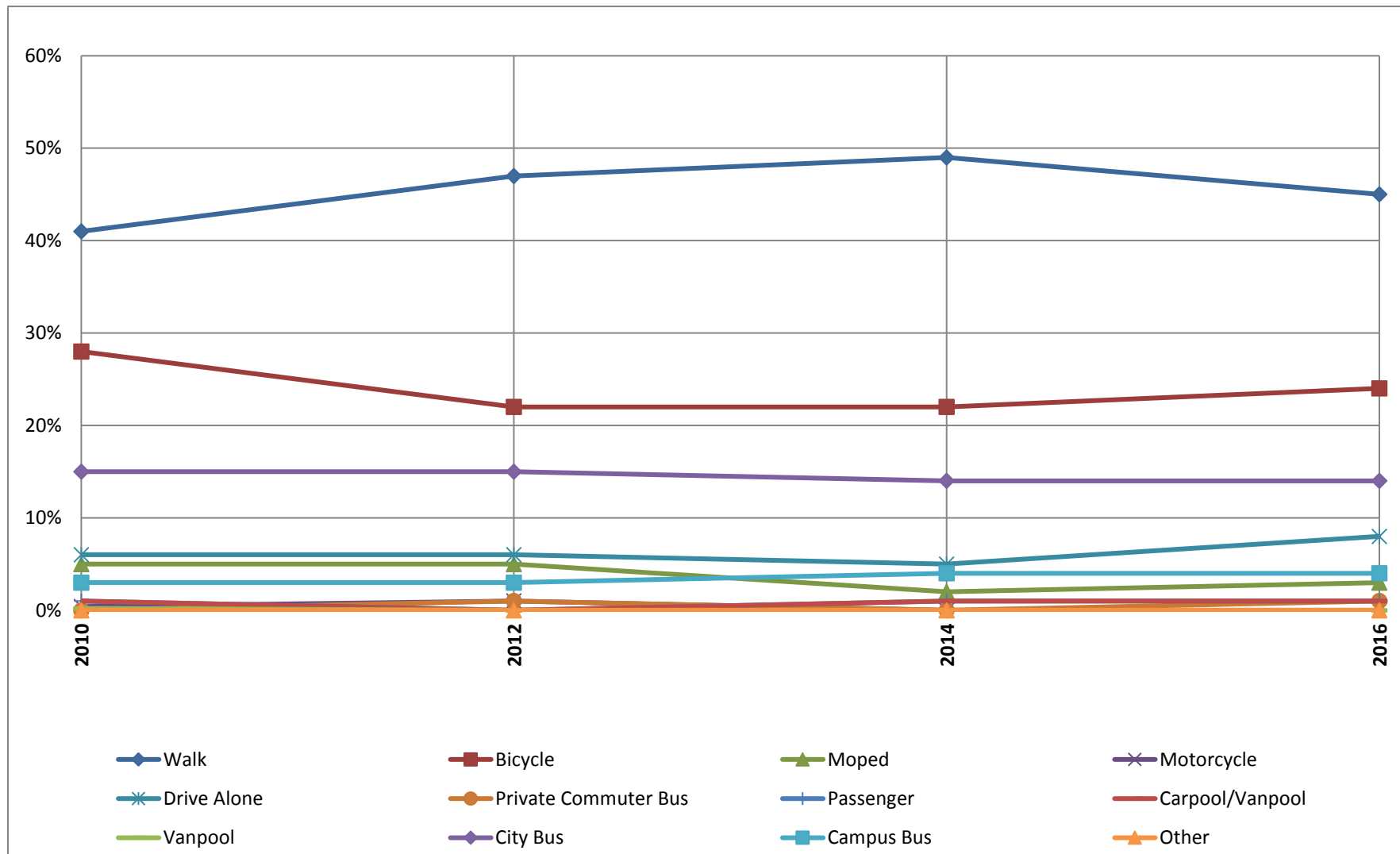


Figure 21: Trends: Student Good Weather Mode (2010-2016)*



*Figure 21 utilizes the same data as Figure 20, but is a snapshot of the mode trends only from 2010-2016.

Figure 22: Trends: Faculty/Staff One-way Commute Distance

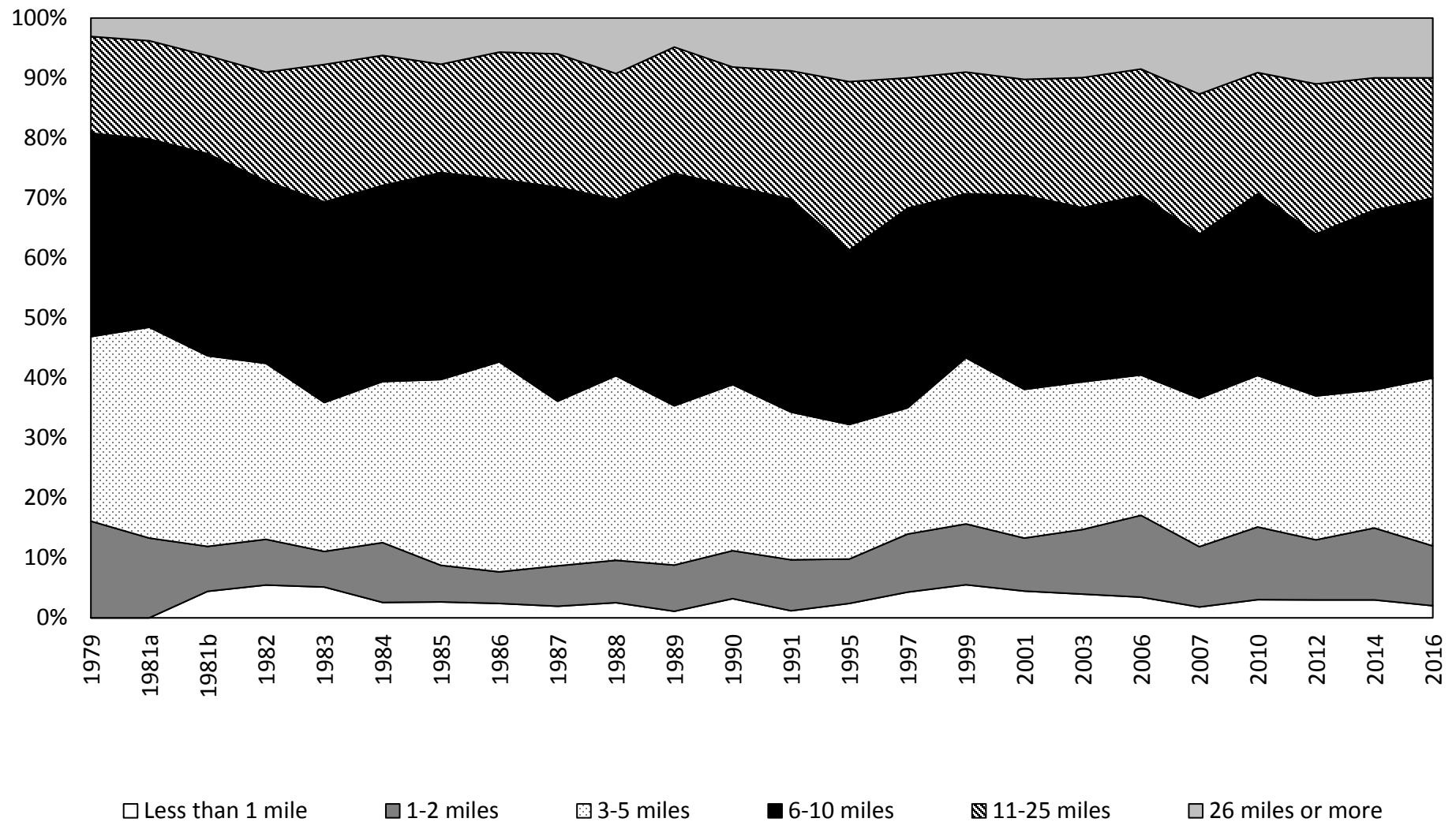


Figure 23: Trends: Students One-way Commute Distance

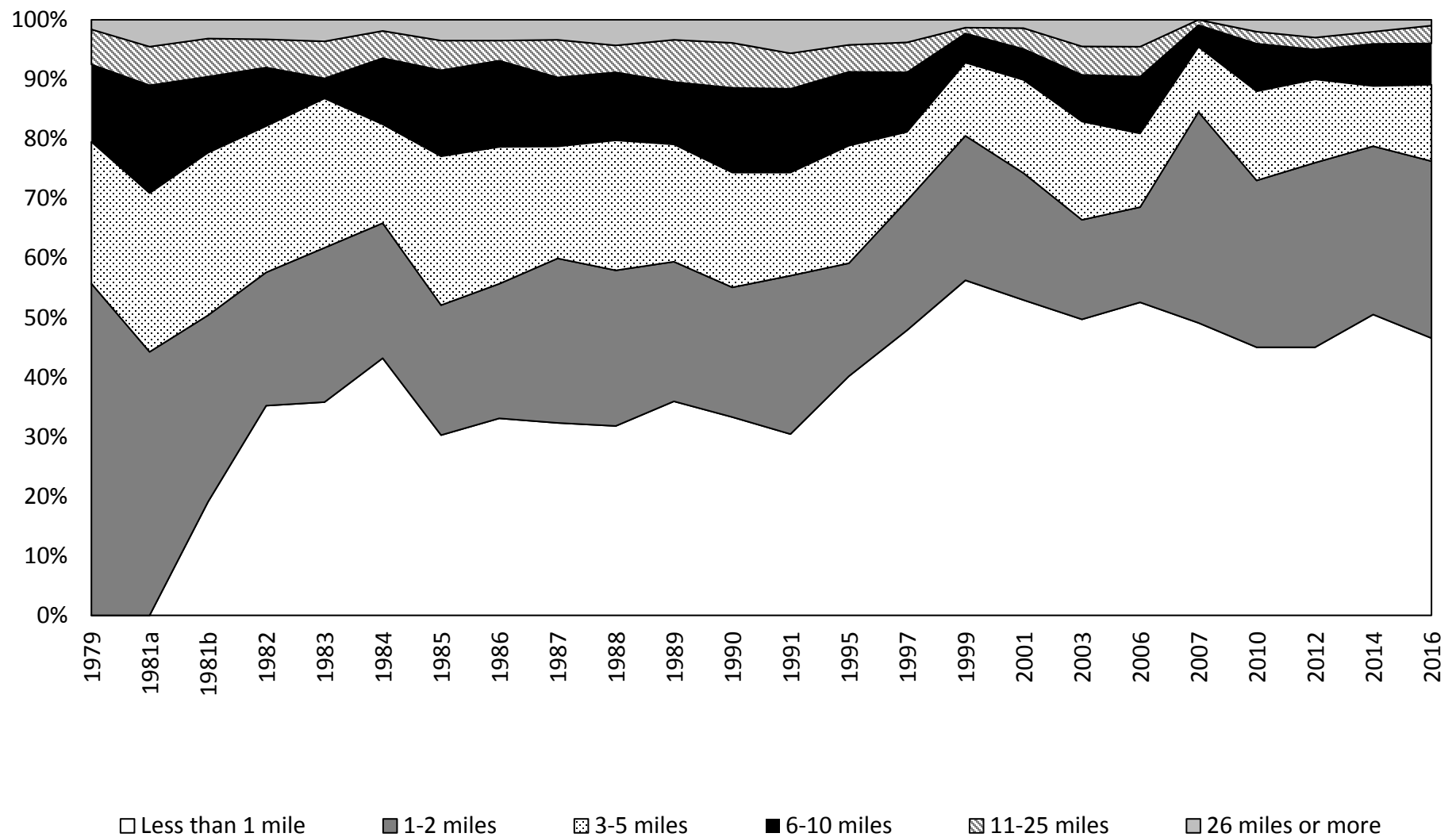
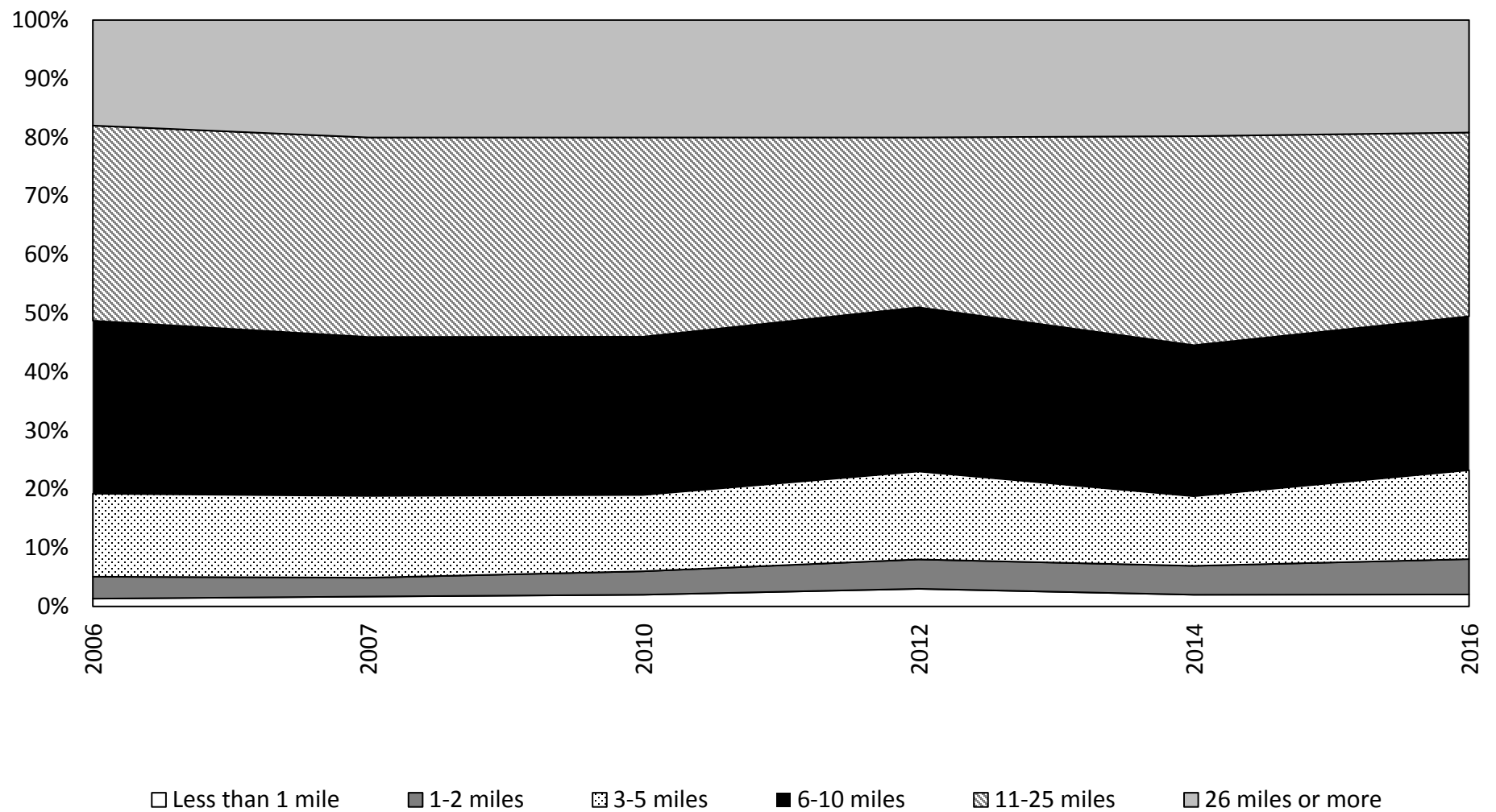


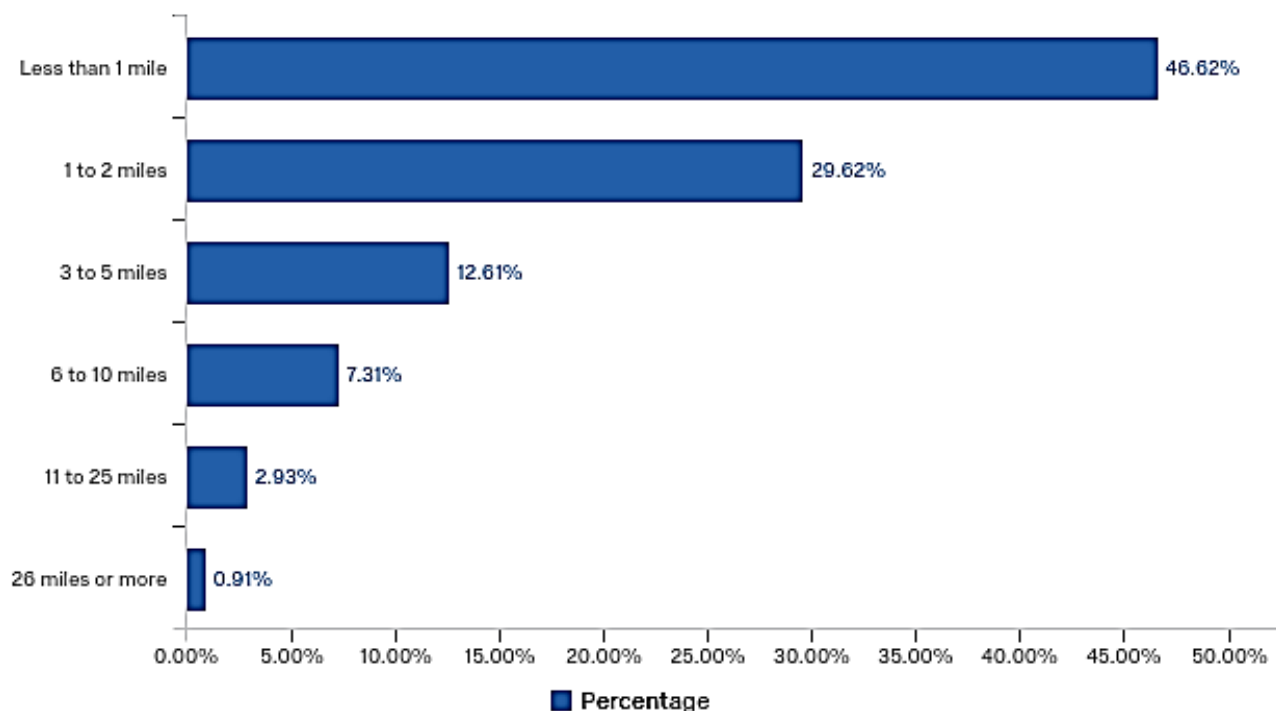
Figure 24: Trends: Hospital One-way Commute Distance



Appendix A: Complete Results—UW Madison Students

Last modified: 12/28/2016

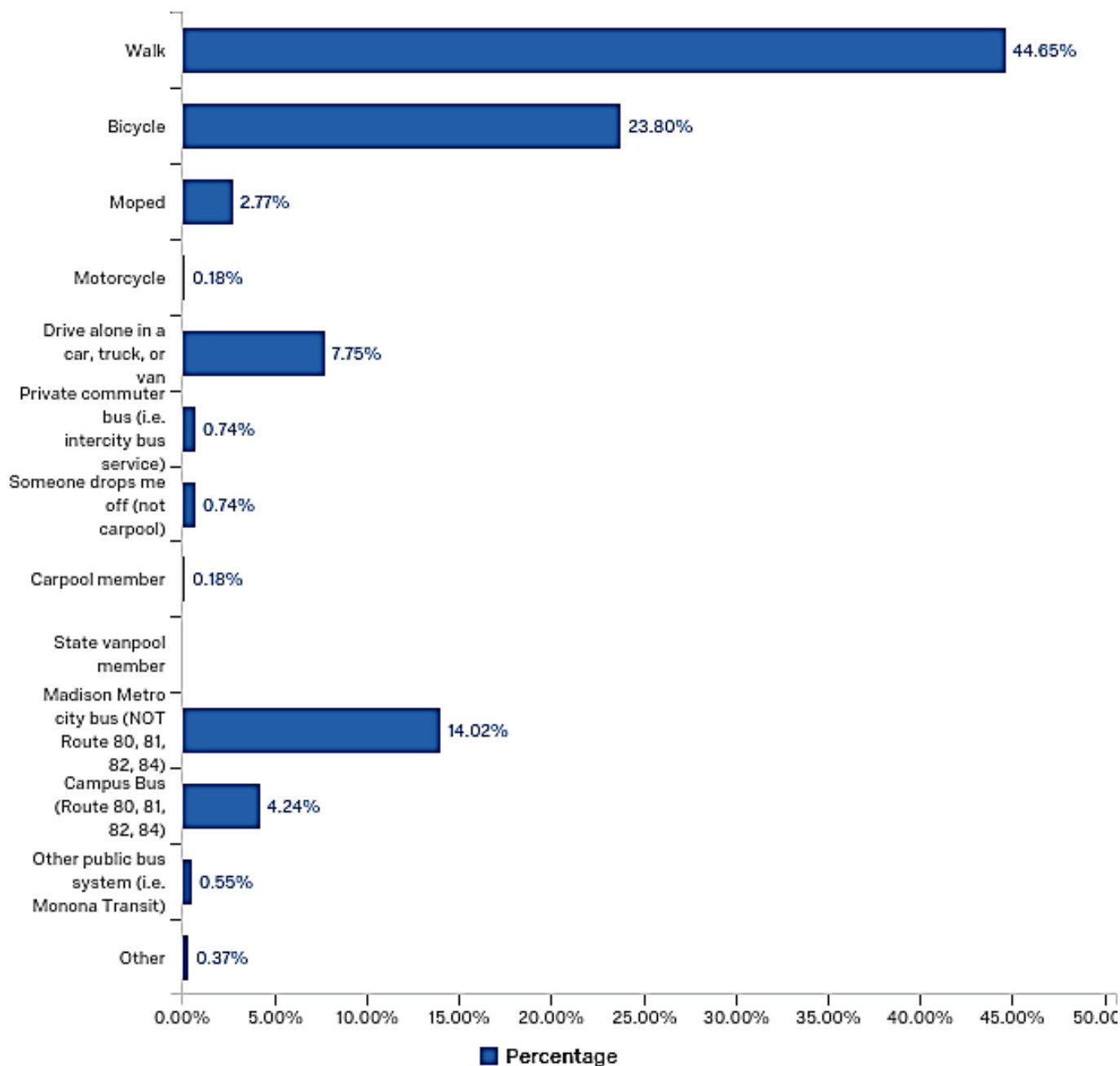
Q1 - Please answer the following questions for times that you travel to the UW - Madison campus. Please continue answering questions until you are prompted that you've reached the end of the survey. How many miles is it one way from your current daily residence to campus? Please select one.



#	Answer	%	Count
1	Less than 1 mile	46.62%	255
2	1 to 2 miles	29.62%	162
3	3 to 5 miles	12.61%	69
4	6 to 10 miles	7.31%	40
5	11 to 25 miles	2.93%	16
6	26 miles or more	0.91%	5
	Total	100%	547

Minimum	Maximum	Mean	Std Deviation	Variance	Count
1.00	6.00	1.93	1.14	1.29	547

Q2 - During GOOD WEATHER, what is your most frequent way of traveling to campus? Please select one.



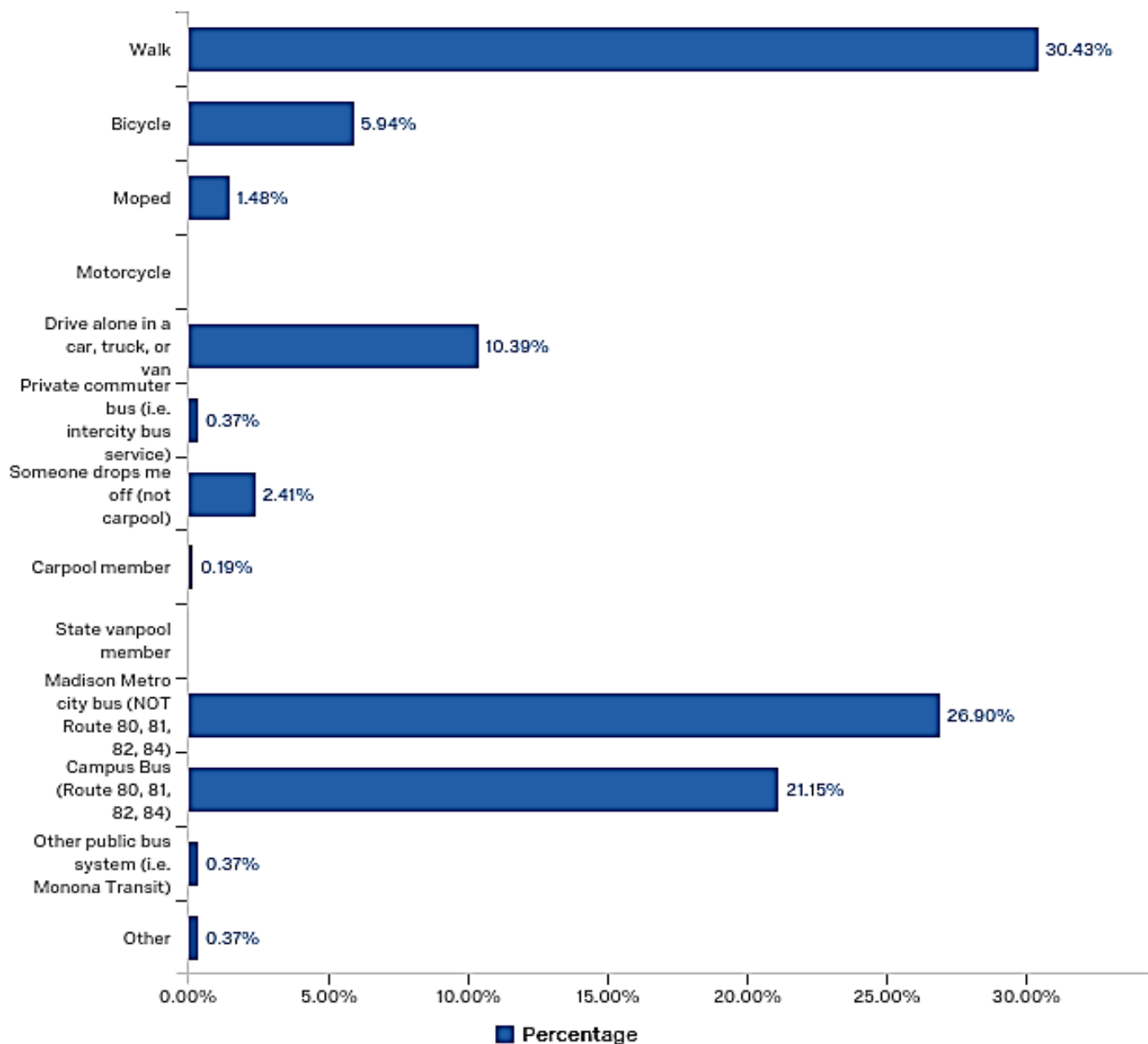
#	Answer	%	Count
1	Walk	44.65%	242
2	Bicycle	23.80%	129
3	Moped	2.77%	15
4	Motorcycle	0.18%	1
5	Drive alone in a car, truck, or van	7.75%	42
6	Private commuter bus (i.e. intercity bus service)	0.74%	4
7	Someone drops me off (not carpool)	0.74%	4
8	Carpool member	0.18%	1
9	State vanpool member	0.00%	0
10	Madison Metro city bus (NOT Route 80, 81, 82, 84)	14.02%	76
11	Campus Bus (Route 80, 81, 82, 84)	4.24%	23
12	Other public bus system (i.e. Monona Transit)	0.55%	3
13	Other	0.37%	2
	Total	100%	542

Minimum	Maximum	Mean	Std Deviation	Variance	Count
1.00	13.00	3.49	3.57	12.73	542

Q30 - If other, please specify

I'm studying abroad and thus don't go to campus in Madison
Drive from Oregon to Madison and then take bus to campus

Q3 - During BAD WEATHER, what is your most frequent way of traveling to campus? Please select one.



#	Answer	%	Count
1	Walk	30.43%	164
2	Bicycle	5.94%	32
3	Moped	1.48%	8
4	Motorcycle	0.00%	0
5	Drive alone in a car, truck, or van	10.39%	56
6	Private commuter bus (i.e. intercity bus service)	0.37%	2
7	Someone drops me off (not carpool)	2.41%	13
8	Carpool member	0.19%	1
9	State vanpool member	0.00%	0
10	Madison Metro city bus (NOT Route 80, 81, 82, 84)	26.90%	145
11	Campus Bus (Route 80, 81, 82, 84)	21.15%	114
12	Other public bus system (i.e. Monona Transit)	0.37%	2
13	Other	0.37%	2
	Total	100%	539

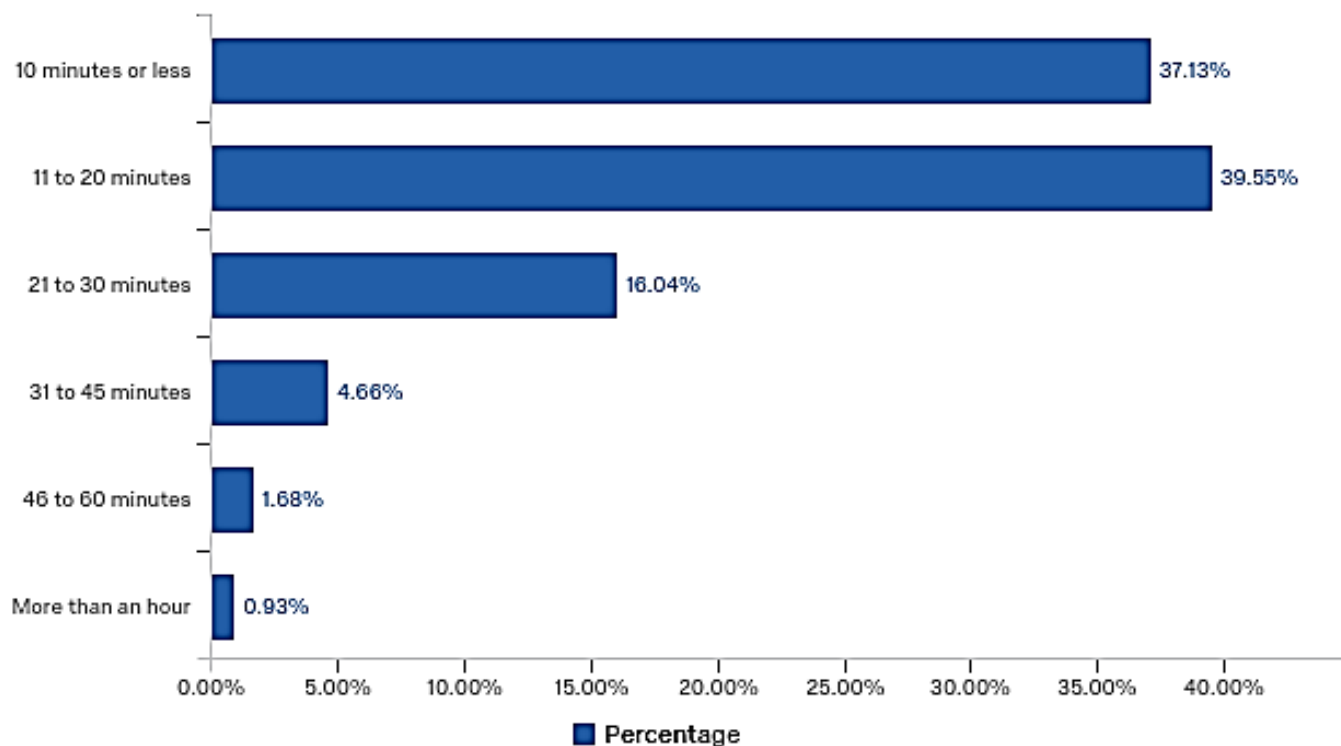
Minimum	Maximum	Mean	Std Deviation	Variance	Count
1.00	13.00	6.30	4.32	18.64	539

Q31 - If other, please specify

Same as last answer

Drive from Oregon to Madison and then take bus to campus

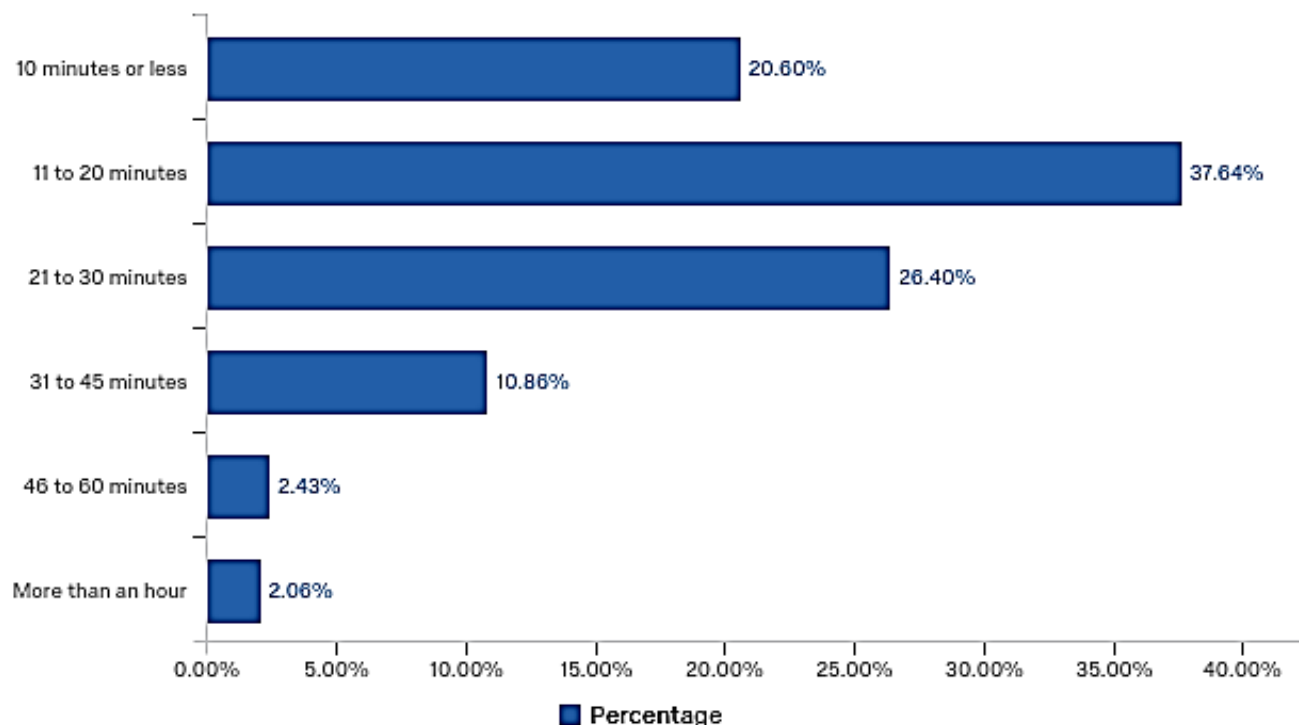
Q4 - In GOOD WEATHER, how long does it usually take you to travel to campus from your current residence? Please select one.



#	Answer	%	Count
1	10 minutes or less	37.13%	199
2	11 to 20 minutes	39.55%	212
3	21 to 30 minutes	16.04%	86
4	31 to 45 minutes	4.66%	25
5	46 to 60 minutes	1.68%	9
6	More than an hour	0.93%	5
Total		100%	536

Minimum	Maximum	Mean	Std Deviation	Variance	Count
1.00	6.00	1.97	1.01	1.02	536

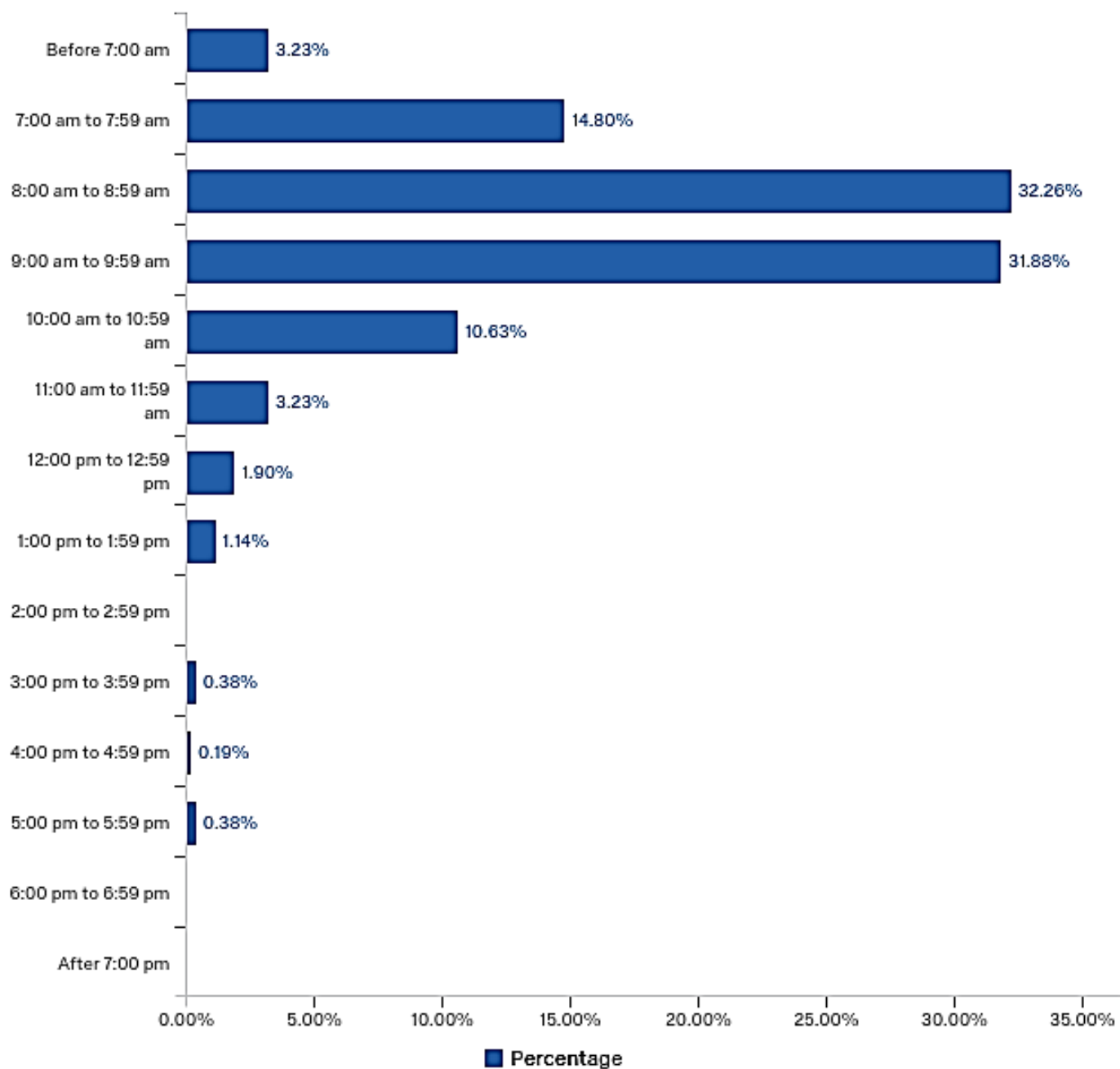
Q5 - In BAD WEATHER, how long does it usually take you to travel to campus from your current residence? Please select one.



#	Answer	%	Count
1	10 minutes or less	20.60%	110
2	11 to 20 minutes	37.64%	201
3	21 to 30 minutes	26.40%	141
4	31 to 45 minutes	10.86%	58
5	46 to 60 minutes	2.43%	13
6	More than an hour	2.06%	11
Total		100%	534

Minimum	Maximum	Mean	Std Deviation	Variance	Count
1.00	6.00	2.43	1.13	1.27	534

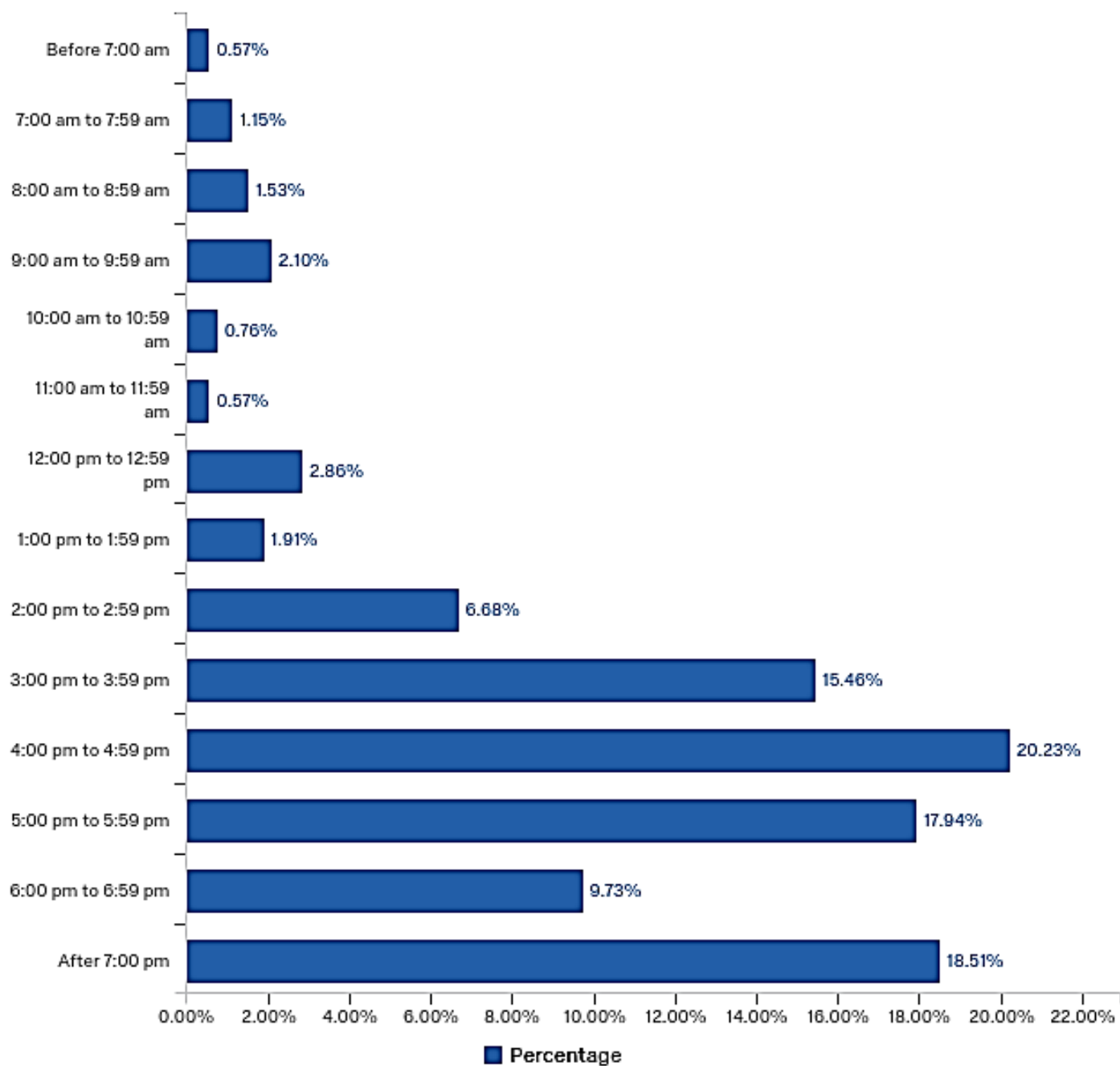
Q6 - When do you usually arrive on campus for the day? Please select one.



#	Answer	%	Count
1	Before 7:00 am	3.23%	17
2	7:00 am to 7:59 am	14.80%	78
3	8:00 am to 8:59 am	32.26%	170
4	9:00 am to 9:59 am	31.88%	168
5	10:00 am to 10:59 am	10.63%	56
6	11:00 am to 11:59 am	3.23%	17
7	12:00 pm to 12:59 pm	1.90%	10
8	1:00 pm to 1:59 pm	1.14%	6
9	2:00 pm to 2:59 pm	0.00%	0
10	3:00 pm to 3:59 pm	0.38%	2
11	4:00 pm to 4:59 pm	0.19%	1
12	5:00 pm to 5:59 pm	0.38%	2
13	6:00 pm to 6:59 pm	0.00%	0
14	After 7:00 pm	0.00%	0
Total		100%	527

Minimum	Maximum	Mean	Std Deviation	Variance	Count
1.00	12.00	3.62	1.46	2.12	527

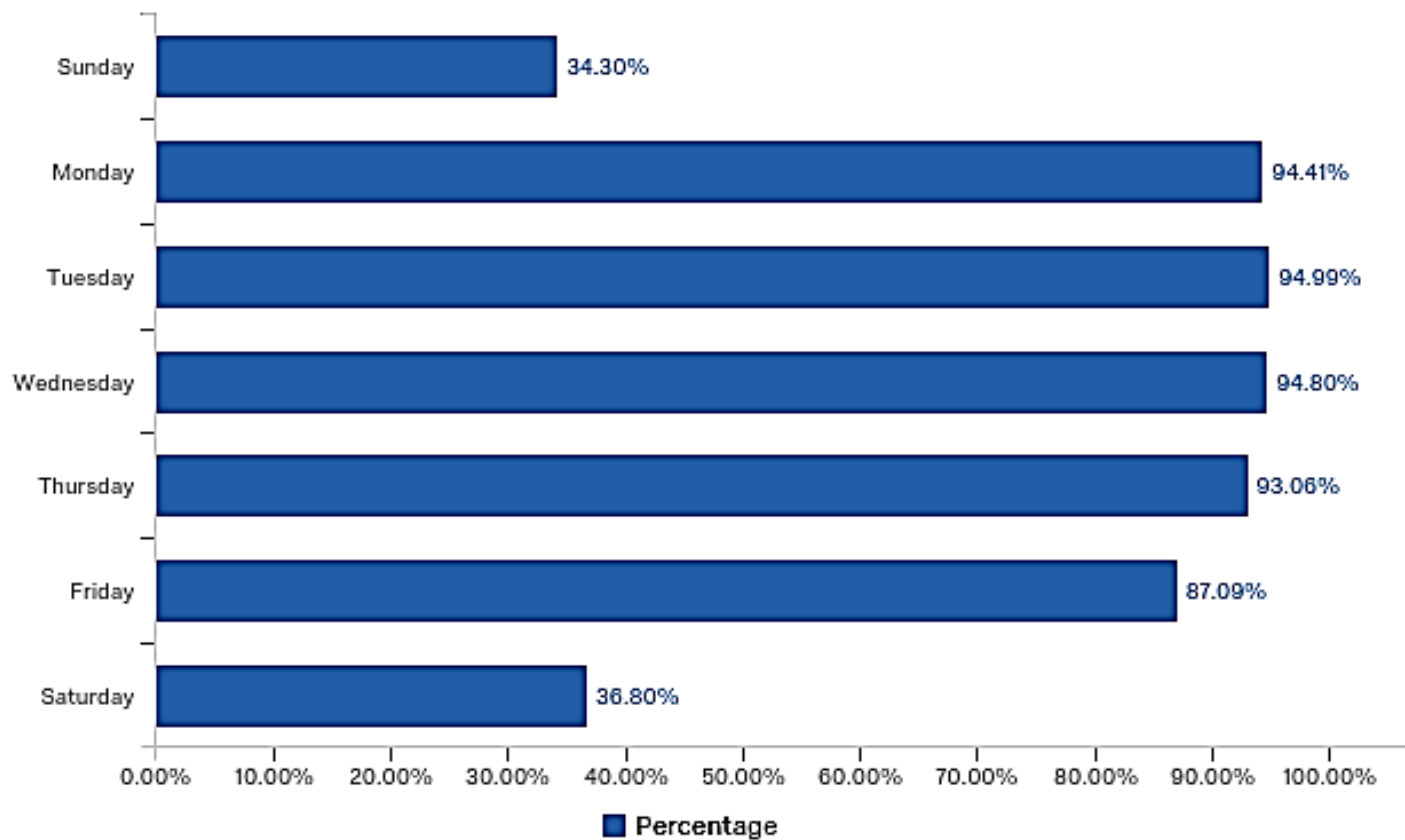
Q7 - When do you usually leave campus for the day? Please select one.



#	Answer	%	Count
1	Before 7:00 am	0.57%	3
2	7:00 am to 7:59 am	1.15%	6
3	8:00 am to 8:59 am	1.53%	8
4	9:00 am to 9:59 am	2.10%	11
5	10:00 am to 10:59 am	0.76%	4
6	11:00 am to 11:59 am	0.57%	3
7	12:00 pm to 12:59 pm	2.86%	15
8	1:00 pm to 1:59 pm	1.91%	10
9	2:00 pm to 2:59 pm	6.68%	35
10	3:00 pm to 3:59 pm	15.46%	81
11	4:00 pm to 4:59 pm	20.23%	106
12	5:00 pm to 5:59 pm	17.94%	94
13	6:00 pm to 6:59 pm	9.73%	51
14	After 7:00 pm	18.51%	97
Total		100%	524

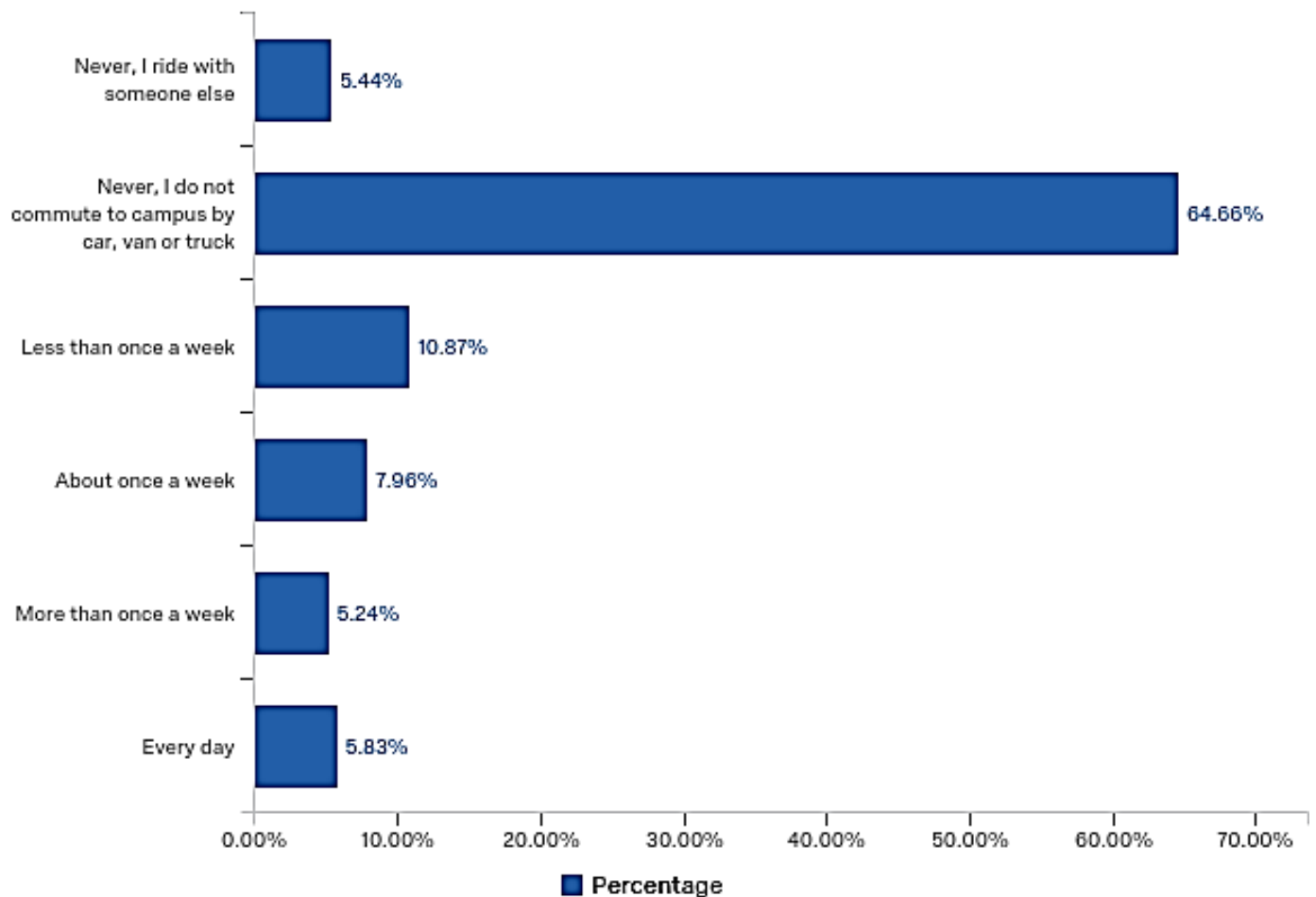
Minimum	Maximum	Mean	Std Deviation	Variance	Count
1.00	14.00	10.97	2.68	7.21	524

Q8 - Based on your current schedule, which days of the week are you normally on campus? Select all that apply.



#	Answer	Count
1	Sunday	178
2	Monday	490
3	Tuesday	493
4	Wednesday	492
5	Thursday	483
6	Friday	452
7	Saturday	191
	Total	519

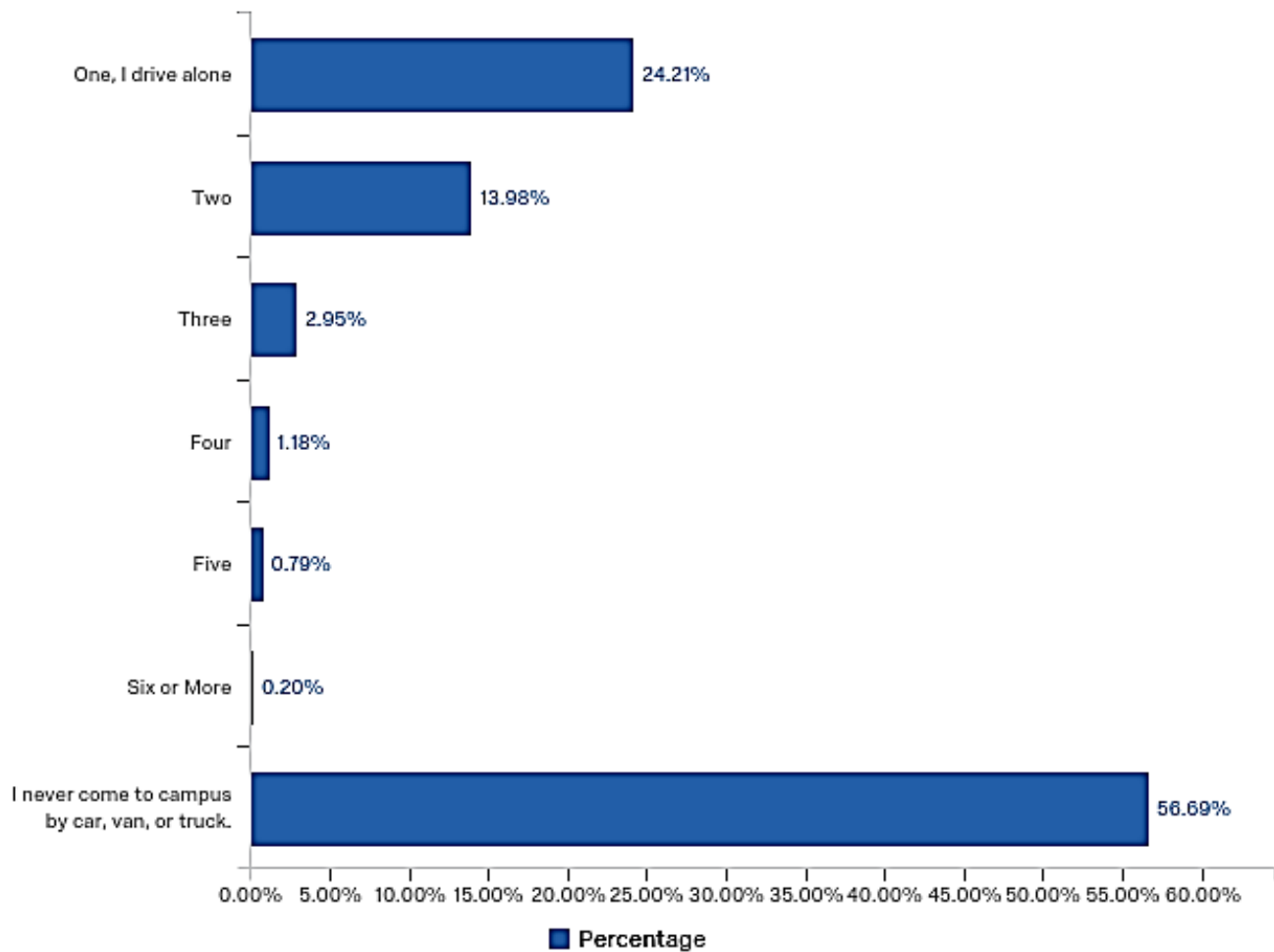
Q9 - On average, how many days a week do you DRIVE a car, van, or truck to campus? (Not motorcycle, scooter, moped, etc.)



#	Answer	%	Count
1	Never, I ride with someone else	5.44%	28
2	Never, I do not commute to campus by car, van or truck	64.66%	333
3	Less than once a week	10.87%	56
4	About once a week	7.96%	41
5	More than once a week	5.24%	27
6	Every day	5.83%	30
	Total	100%	515

Minimum	Maximum	Mean	Std Deviation	Variance	Count
1.00	6.00	2.60	1.23	1.52	515

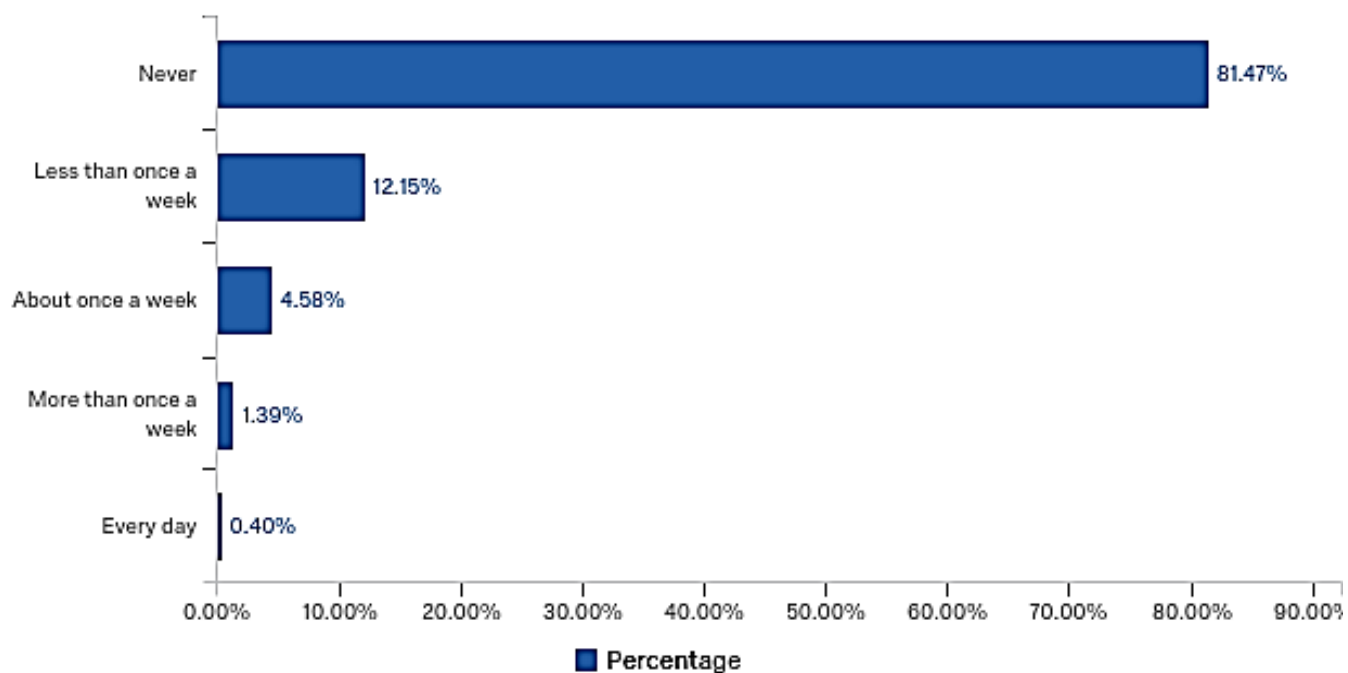
Q10 - Thinking about the times when you come to campus by car, van, or truck, either as a driver or passenger, how many people are usually in the vehicle (including the driver)?



#	Answer	%	Count
1	One, I drive alone	24.21%	123
2	Two	13.98%	71
3	Three	2.95%	15
4	Four	1.18%	6
5	Five	0.79%	4
6	Six or More	0.20%	1
7	I never come to campus by car, van, or truck.	56.69%	288
	Total	100%	508

Minimum	Maximum	Mean	Std Deviation	Variance	Count
1.00	7.00	4.68	2.73	7.43	508

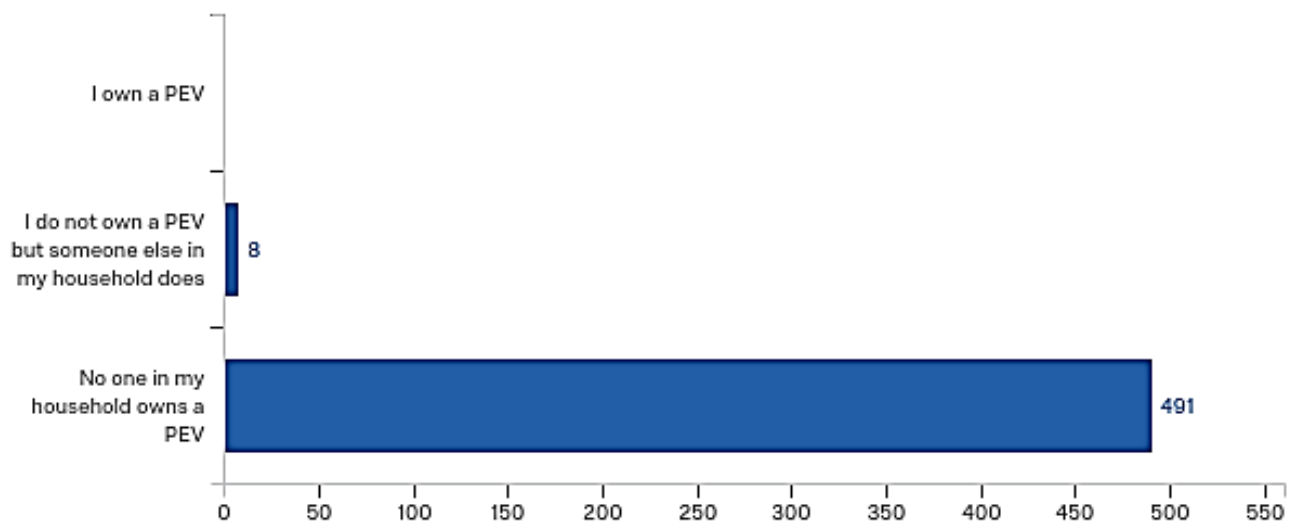
Q11 - How often do you participate in a carpool or vanpool either as a passenger or a driver?



#	Answer	%	Count
1	Never	81.47%	409
2	Less than once a week	12.15%	61
3	About once a week	4.58%	23
4	More than once a week	1.39%	7
5	Every day	0.40%	2
	Total	100%	502

Minimum	Maximum	Mean	Std Deviation	Variance	Count
1.00	5.00	1.27	0.65	0.42	502

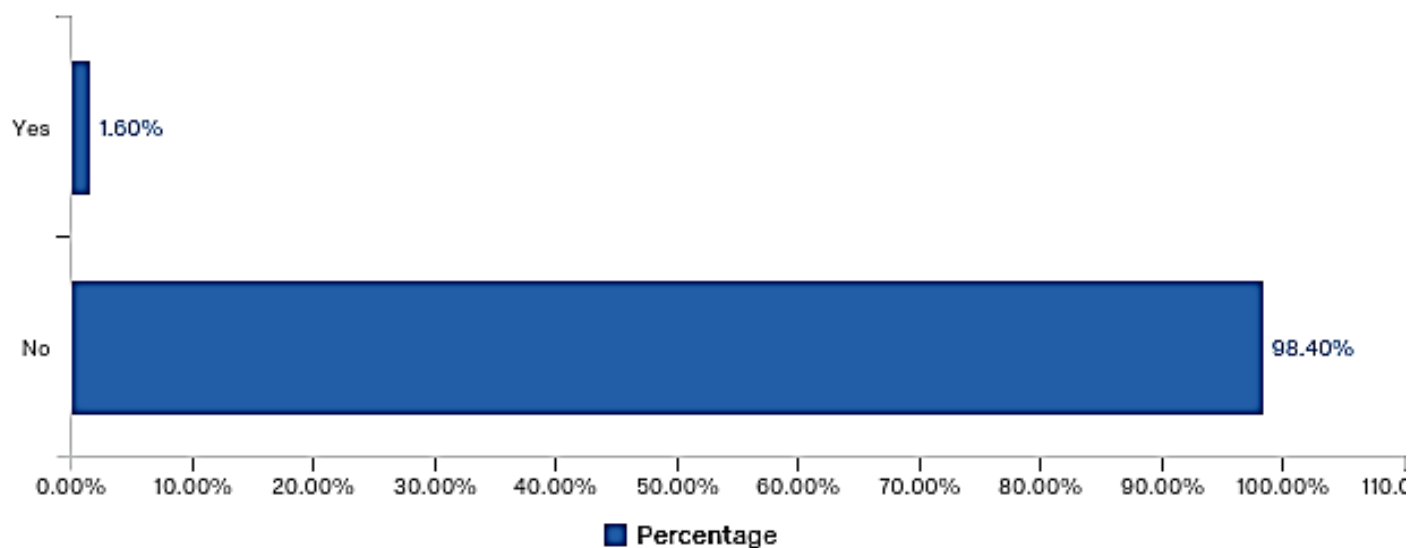
Q12 - Do you or anyone in your household own a Plug-In Electric Vehicle (PEV)? This is a car that can be plugged in to charge.



#	Answer	%	Count
1	I own a PEV	0.00%	0
2	I do not own a PEV but someone else in my household does	1.60%	8
3	No one in my household owns a PEV	98.40%	491
Total		100%	499

Minimum	Maximum	Mean	Std Deviation	Variance	Count
2.00	3.00	2.98	0.13	0.02	499

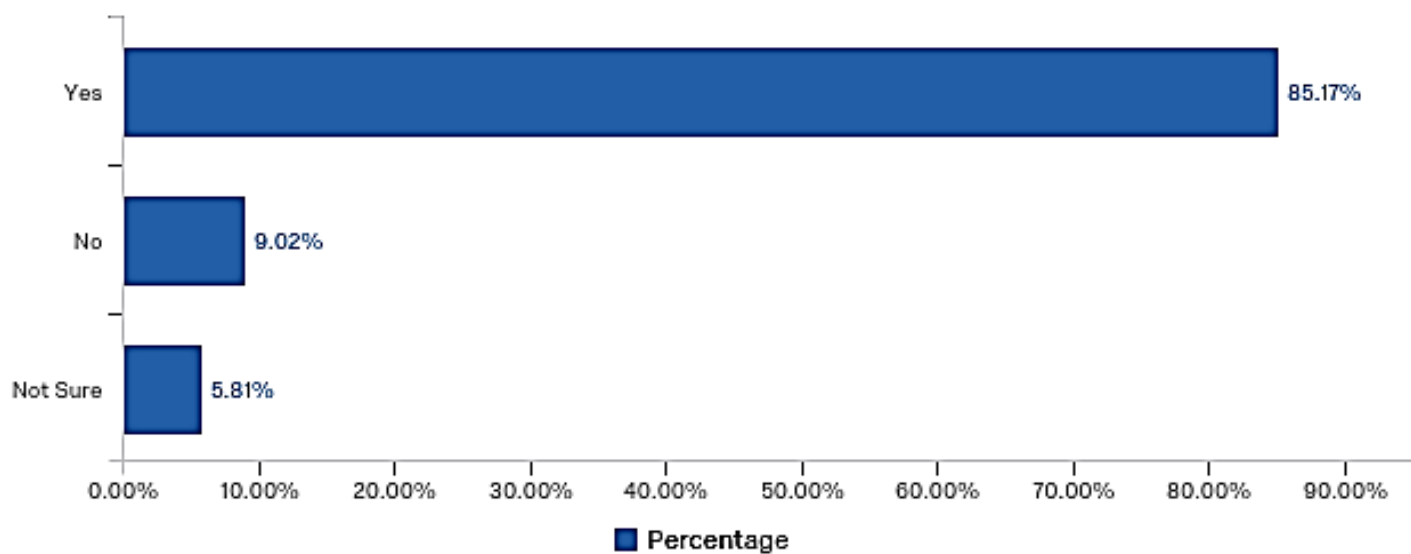
Q13 - Do you currently use a park and ride to get to campus?



#	Answer	%	Count
1	Yes	1.60%	8
2	No	98.40%	493
Total		100%	501

Minimum	Maximum	Mean	Std Deviation	Variance	Count
1.00	2.00	1.98	0.13	0.02	501

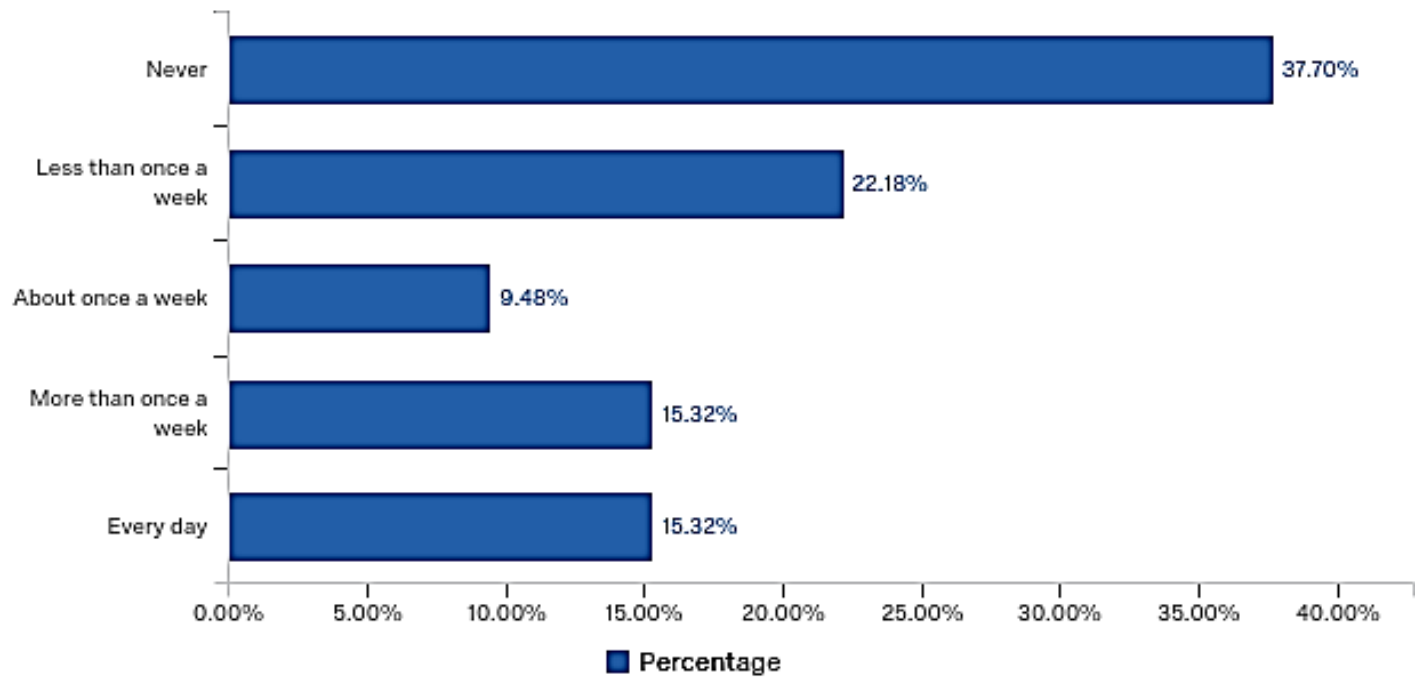
Q14 - Does a Madison Metro bus stop within four blocks of your residence?



#	Answer	%	Count
1	Yes	85.17%	425
2	No	9.02%	45
3	Not Sure	5.81%	29
	Total	100%	499

Minimum	Maximum	Mean	Std Deviation	Variance	Count
1.00	3.00	1.21	0.53	0.28	499

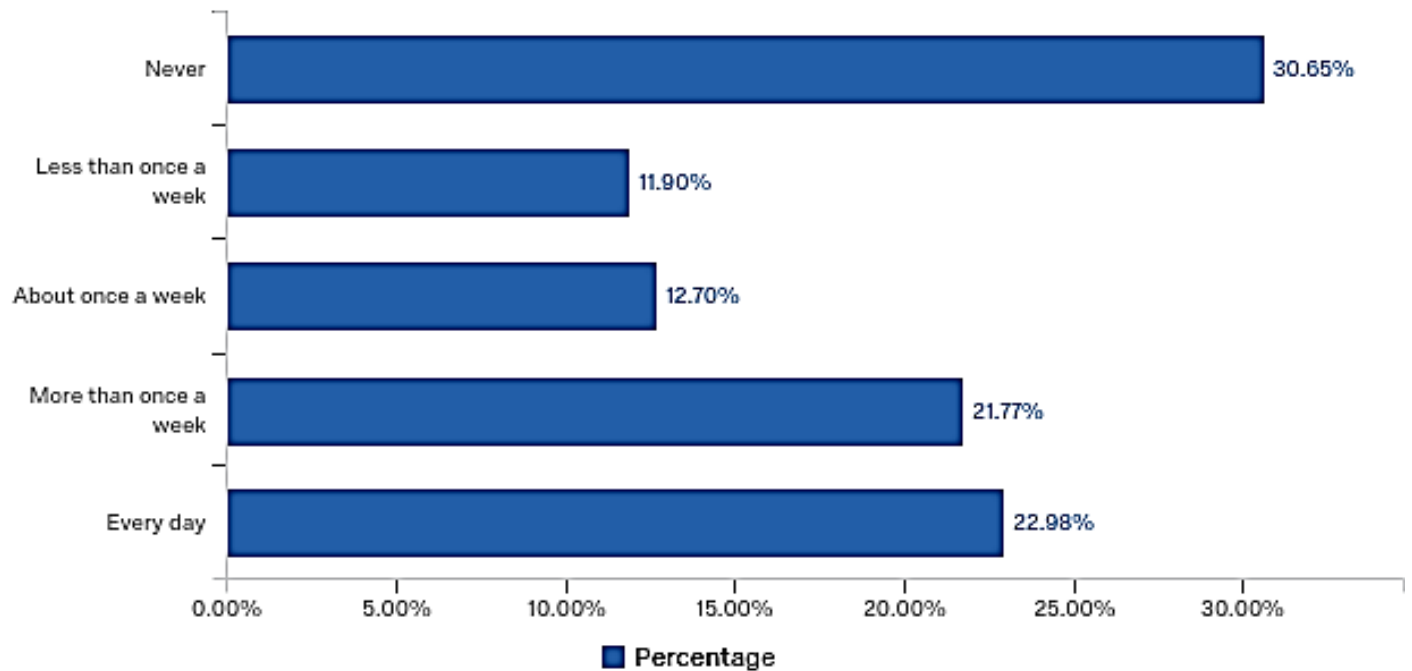
Q15 - During GOOD WEATHER how often, if ever, do you commute to campus by a Madison Metro bus?



#	Answer	%	Count
1	Never	37.70%	187
2	Less than once a week	22.18%	110
3	About once a week	9.48%	47
4	More than once a week	15.32%	76
5	Every day	15.32%	76
	Total	100%	496

Minimum	Maximum	Mean	Std Deviation	Variance	Count
1.00	5.00	2.48	1.49	2.23	496

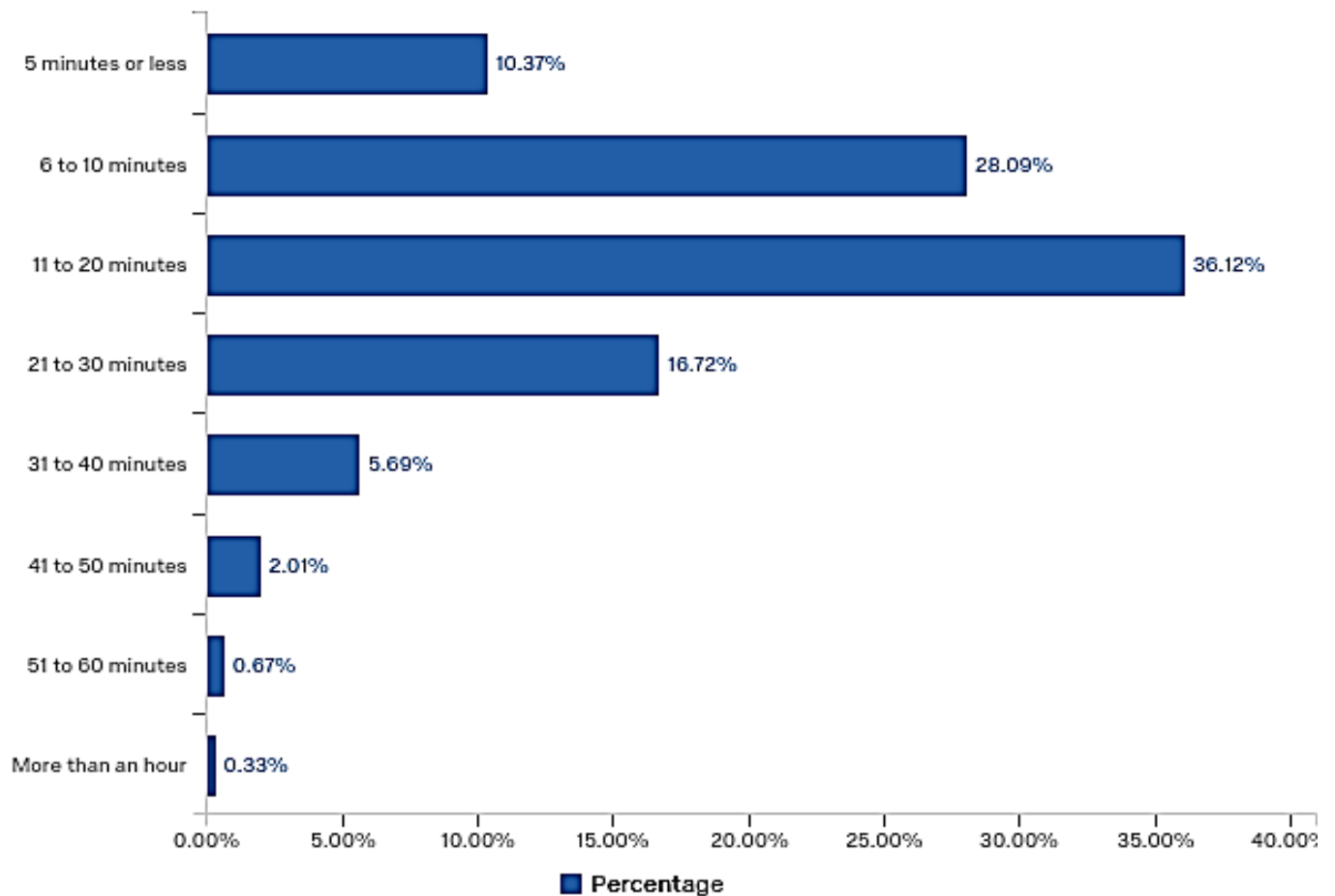
Q16 - During BAD WEATHER how often, if ever, do you commute to campus by a Madison Metro bus?



#	Answer	%	Count
1	Never	30.65%	152
2	Less than once a week	11.90%	59
3	About once a week	12.70%	63
4	More than once a week	21.77%	108
5	Every day	22.98%	114
	Total	100%	496

Minimum	Maximum	Mean	Std Deviation	Variance	Count
1.00	5.00	2.95	1.57	2.48	496

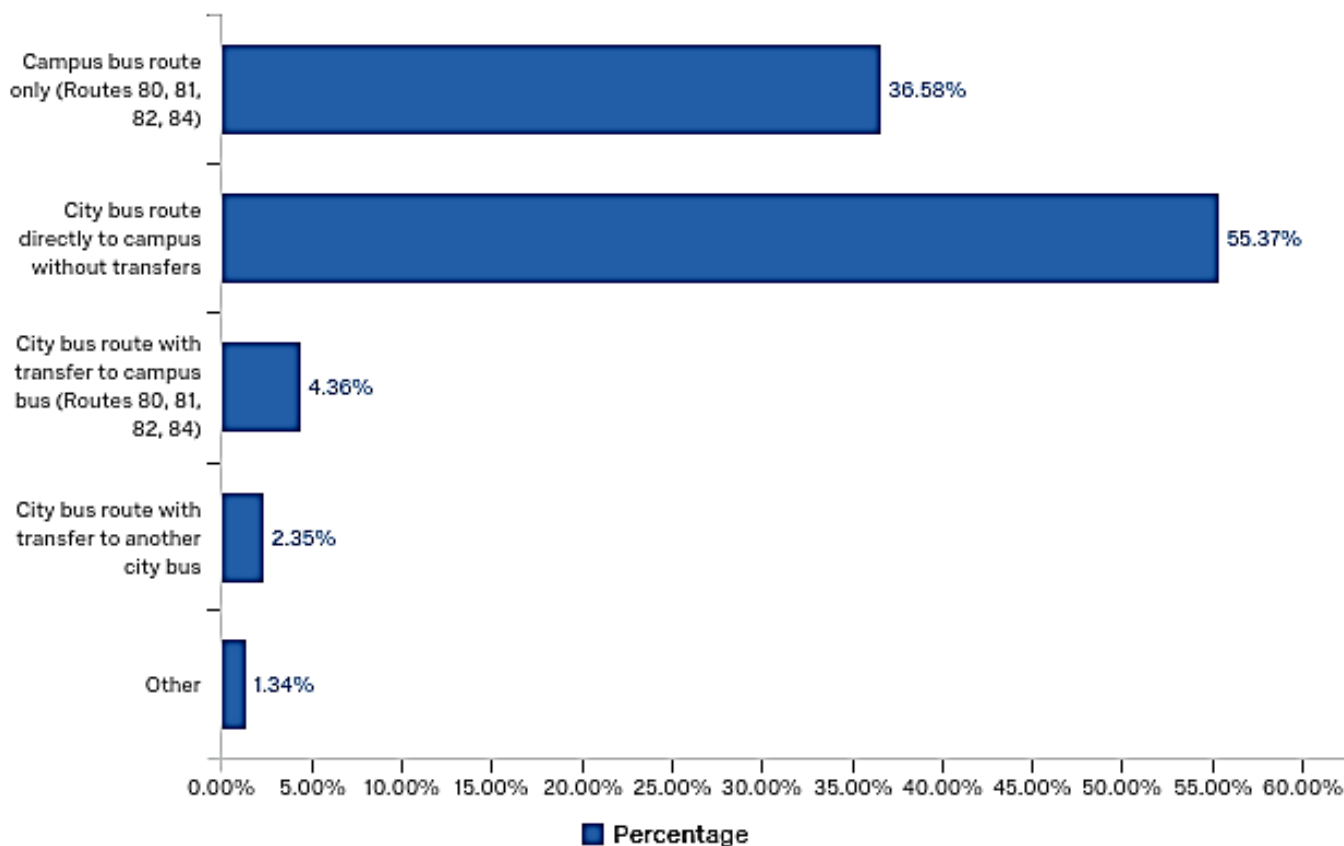
Q33 - What is the usual duration of your regular one-way bus trips to campus, including transfers?
Please select one.



#	Answer	%	Count
1	5 minutes or less	10.37%	31
2	6 to 10 minutes	28.09%	84
3	11 to 20 minutes	36.12%	108
4	21 to 30 minutes	16.72%	50
5	31 to 40 minutes	5.69%	17
6	41 to 50 minutes	2.01%	6
7	51 to 60 minutes	0.67%	2
8	More than an hour	0.33%	1
Total		100%	299

Minimum	Maximum	Mean	Std Deviation	Variance	Count
1.00	8.00	2.90	1.20	1.45	299

Q34 - Which statement best describes the bus trips you take to campus this semester? Check as many as apply.



#	Answer	%	Count
1	Campus bus route only (Routes 80, 81, 82, 84)	36.58%	109
2	City bus route directly to campus without transfers	55.37%	165
3	City bus route with transfer to campus bus (Routes 80, 81, 82, 84)	4.36%	13
4	City bus route with transfer to another city bus	2.35%	7
5	Other	1.34%	4
	Total	100%	298

Minimum	Maximum	Mean	Std Deviation	Variance	Count
1.00	5.00	1.77	0.75	0.57	298

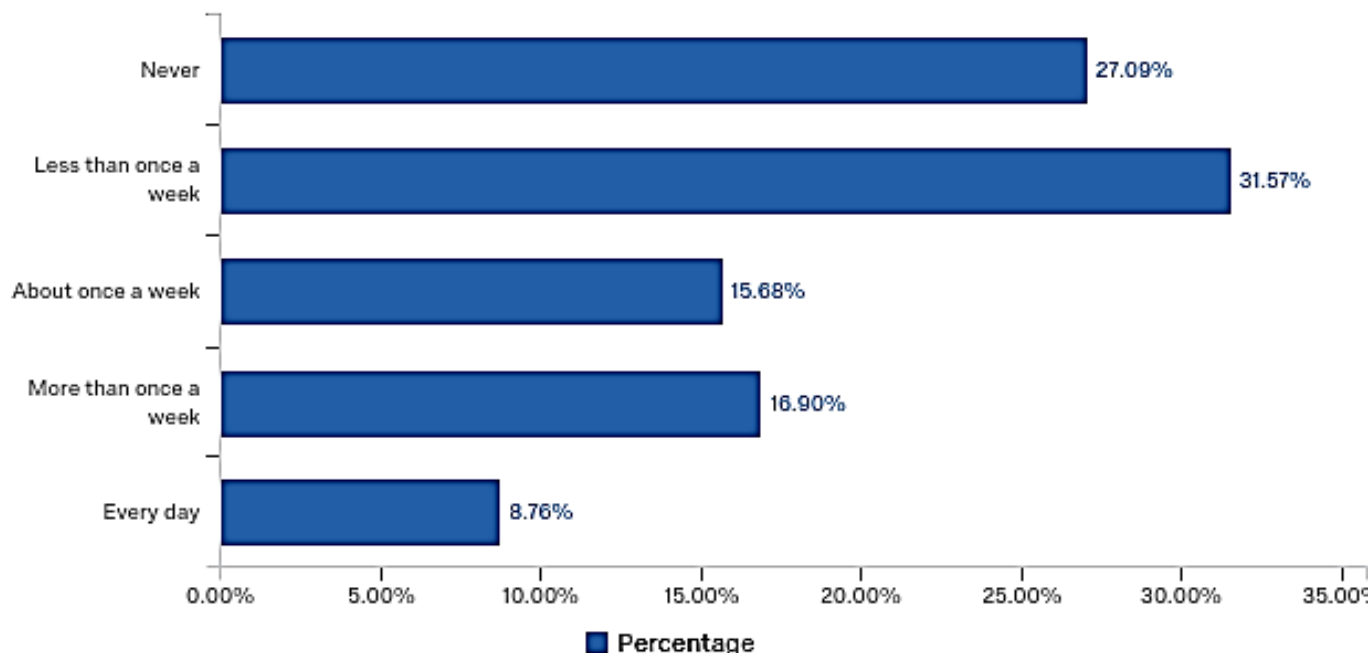
Q35 - If other, please specify

Not this semester. but i used to take only the 8* bus directly to campus.

i take number 6

I mainly use the bus systems to go from campus (S Mills) to Science Drive for my lab

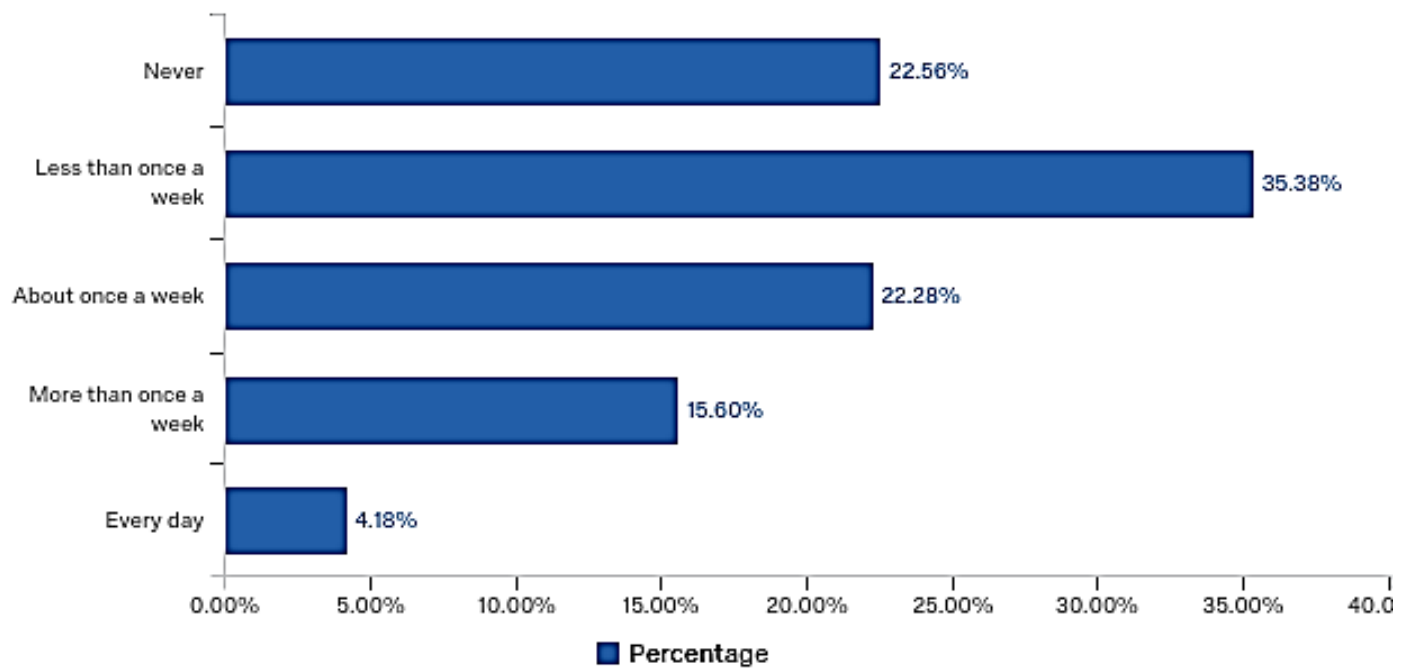
Q17 - How often, if ever, do you ride the campus bus (Routes 80, 81, 82, 84)?



#	Answer	%	Count
1	Never	27.09%	133
2	Less than once a week	31.57%	155
3	About once a week	15.68%	77
4	More than once a week	16.90%	83
5	Every day	8.76%	43
	Total	100%	491

Minimum	Maximum	Mean	Std Deviation	Variance	Count
1.00	5.00	2.49	1.29	1.66	491

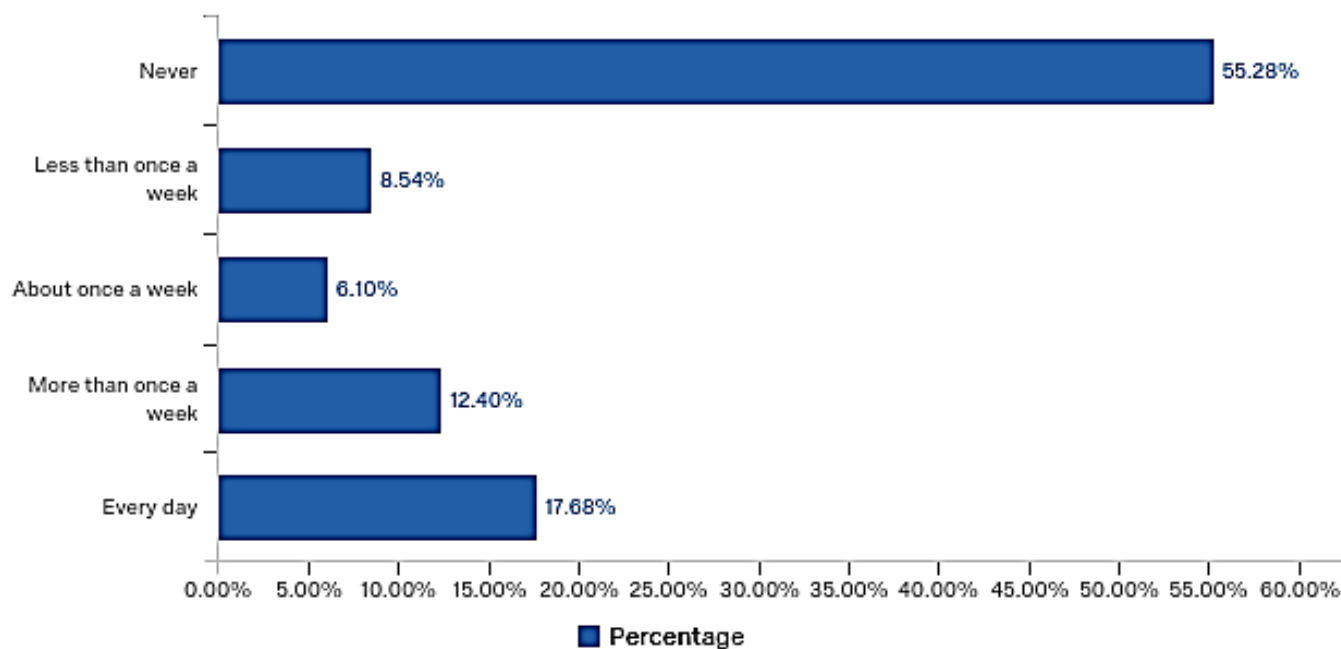
Q36 - How often, if ever, do you ride the campus bus AT NIGHT (Routes 80, 81, 82)?



#	Answer	%	Count
1	Never	22.56%	81
2	Less than once a week	35.38%	127
3	About once a week	22.28%	80
4	More than once a week	15.60%	56
5	Every day	4.18%	15
	Total	100%	359

Minimum	Maximum	Mean	Std Deviation	Variance	Count
1.00	5.00	2.43	1.12	1.26	359

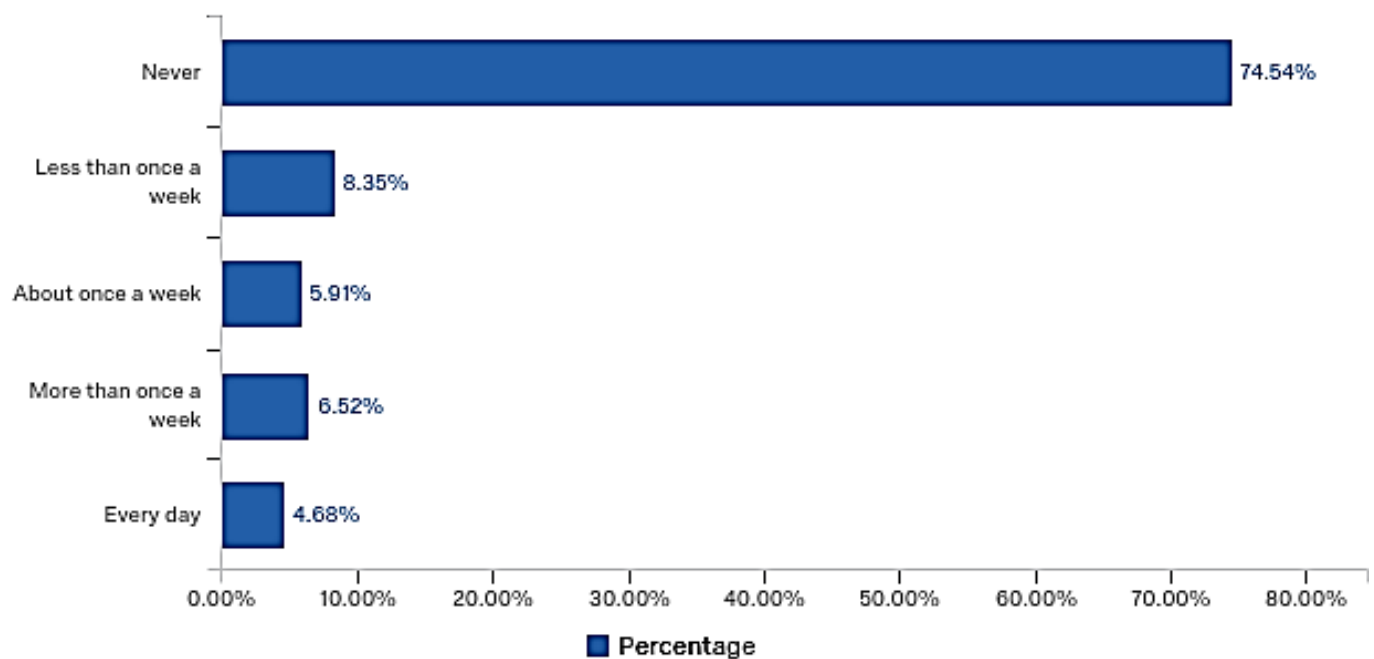
Q18 - How often, if ever, do you bicycle to campus in GOOD WEATHER?



#	Answer	%	Count
1	Never	55.28%	272
2	Less than once a week	8.54%	42
3	About once a week	6.10%	30
4	More than once a week	12.40%	61
5	Every day	17.68%	87
	Total	100%	492

Minimum	Maximum	Mean	Std Deviation	Variance	Count
1.00	5.00	2.29	1.62	2.62	492

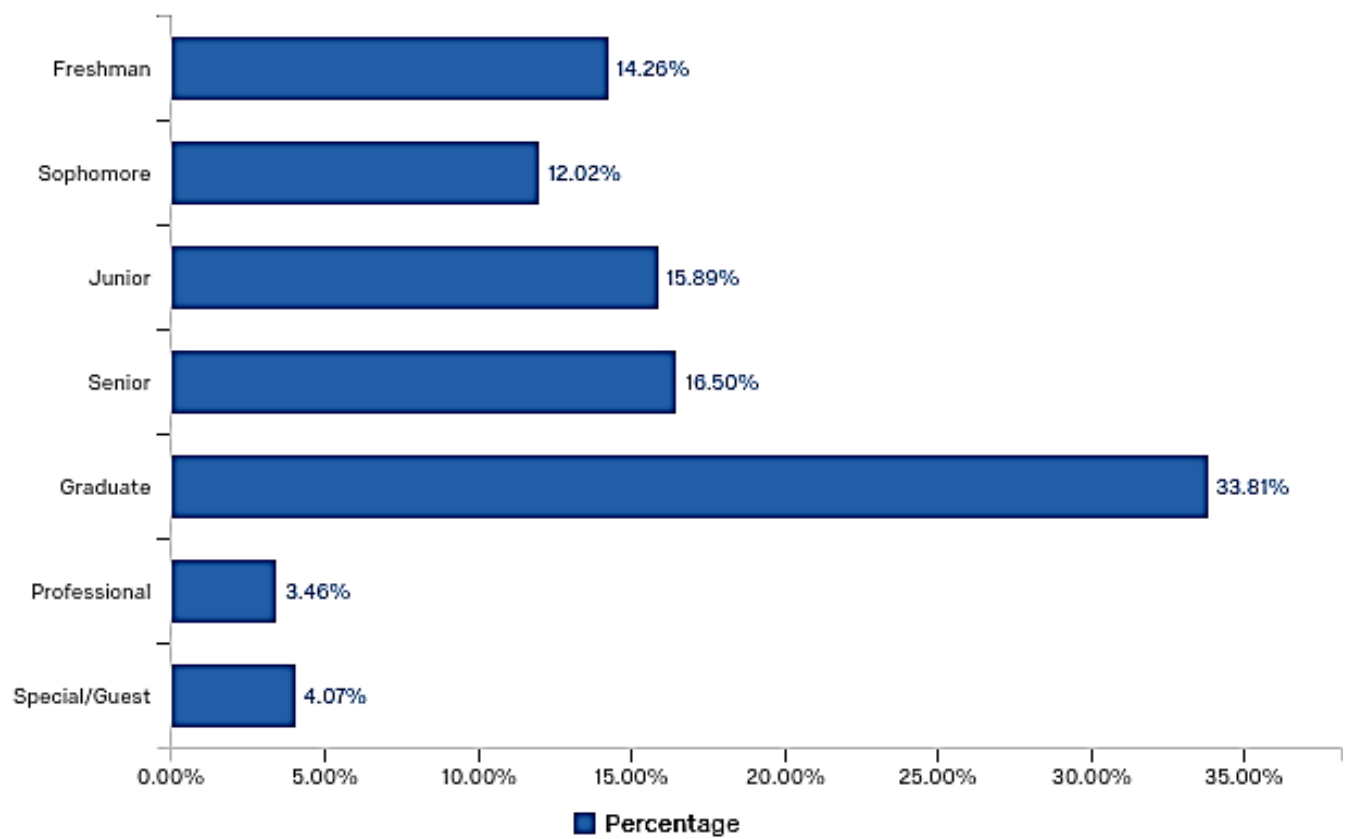
Q19 - How often, if ever, do you bicycle to campus in BAD WEATHER?



#	Answer	%	Count
1	Never	74.54%	366
2	Less than once a week	8.35%	41
3	About once a week	5.91%	29
4	More than once a week	6.52%	32
5	Every day	4.68%	23
	Total	100%	491

Minimum	Maximum	Mean	Std Deviation	Variance	Count
1.00	5.00	1.58	1.15	1.31	491

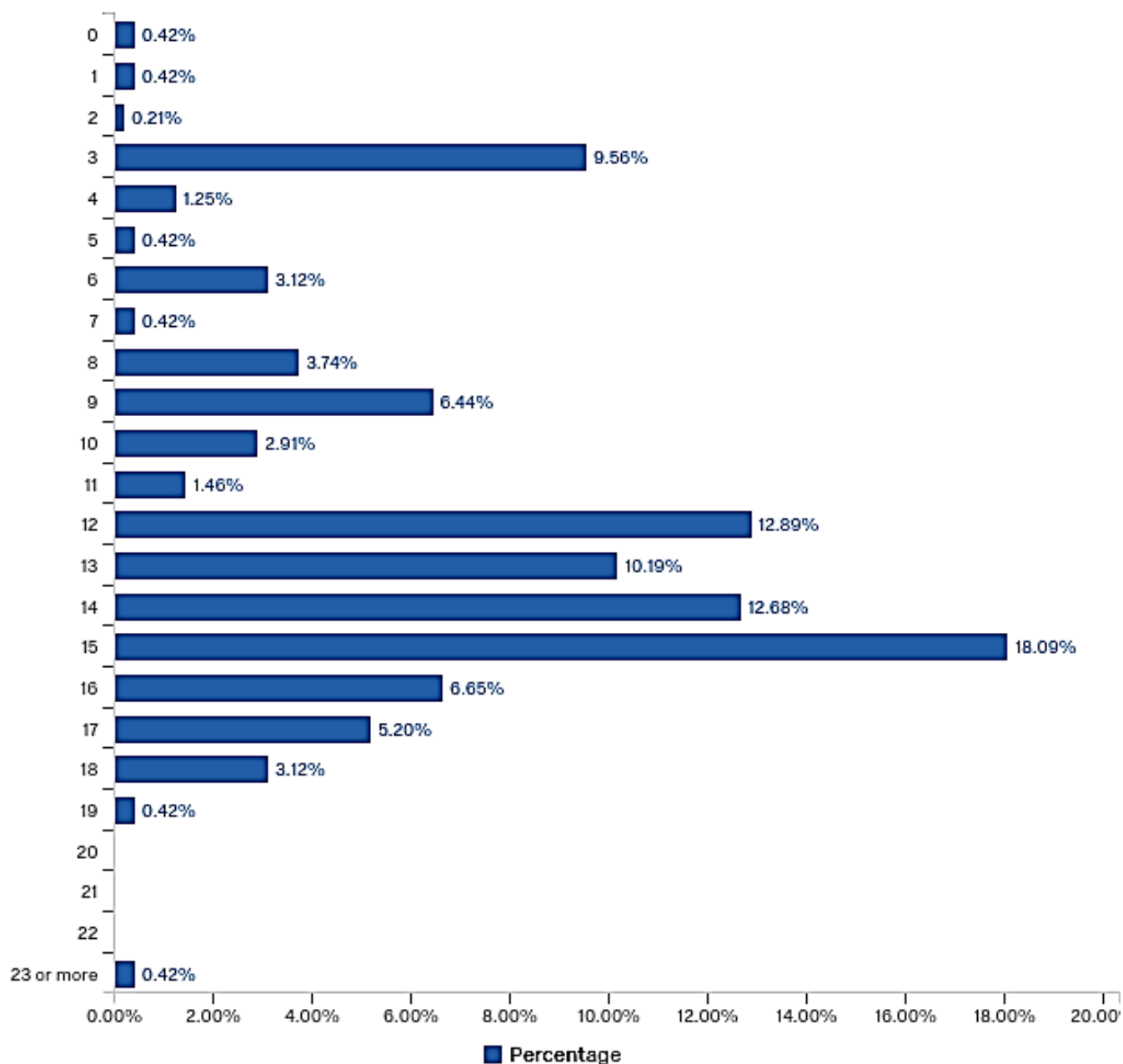
Q20 - What is your student status?



#	Answer	%	Count
1	Freshman	14.26%	70
2	Sophomore	12.02%	59
3	Junior	15.89%	78
4	Senior	16.50%	81
5	Graduate	33.81%	166
6	Professional	3.46%	17
7	Special/Guest	4.07%	20
	Total	100%	491

Minimum	Maximum	Mean	Std Deviation	Variance	Count
1.00	7.00	3.70	1.64	2.68	491

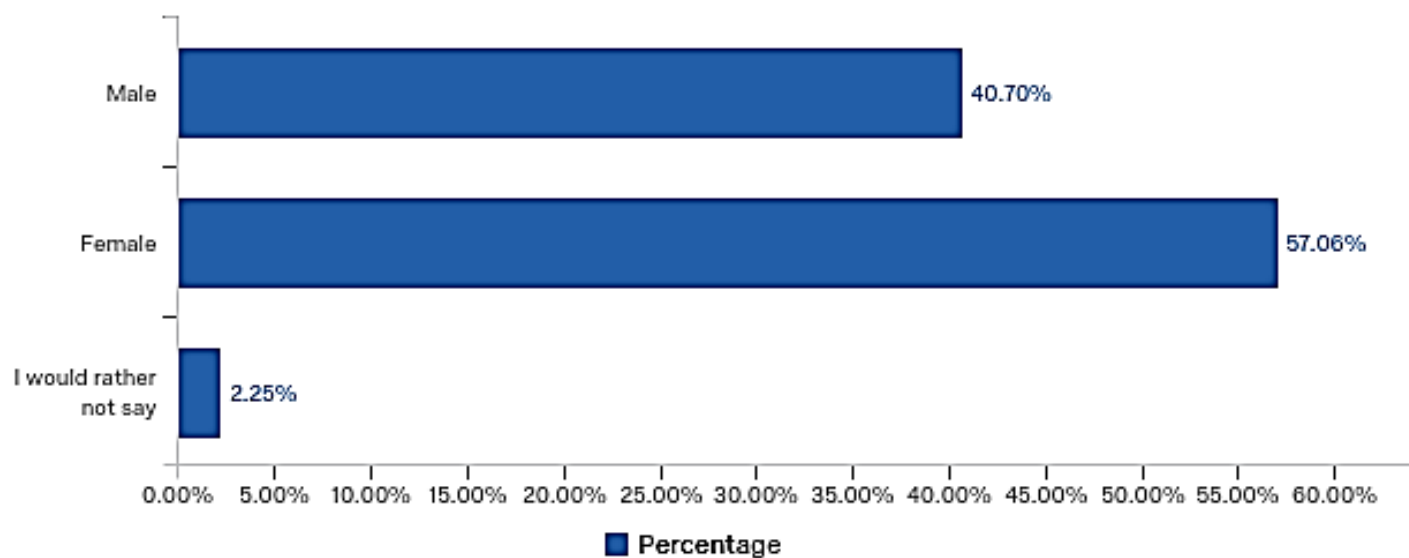
Q21 - How many credits are you currently taking?



#	Answer	%	Count
1	0	0.42%	2
2	1	0.42%	2
3	2	0.21%	1
4	3	9.56%	46
5	4	1.25%	6
6	5	0.42%	2
7	6	3.12%	15
8	7	0.42%	2
9	8	3.74%	18
10	9	6.44%	31
11	10	2.91%	14
12	11	1.46%	7
13	12	12.89%	62
14	13	10.19%	49
15	14	12.68%	61
16	15	18.09%	87
17	16	6.65%	32
18	17	5.20%	25
19	18	3.12%	15
20	19	0.42%	2
21	20	0.00%	0
22	21	0.00%	0
23	22	0.00%	0
24	23 or more	0.42%	2
Total		100%	481

Minimum	Maximum	Mean	Std Deviation	Variance	Count
1.00	24.00	12.96	4.36	19.02	481

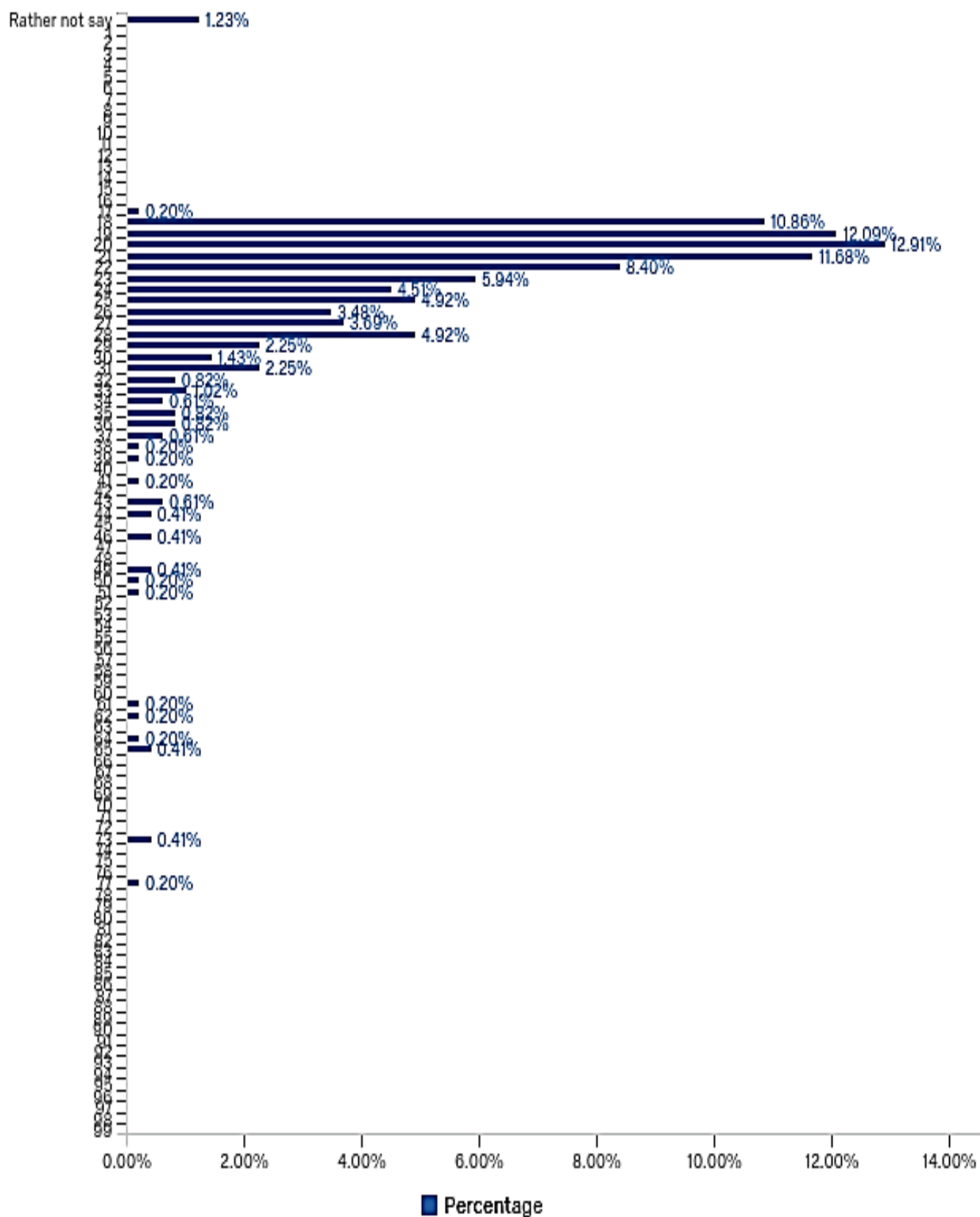
Q22 - What is your sex?



#	Answer	%	Count
1	Male	40.70%	199
2	Female	57.06%	279
3	I would rather not say	2.25%	11
	Total	100%	489

Minimum	Maximum	Mean	Std Deviation	Variance	Count
1.00	3.00	1.62	0.53	0.28	489

Q23 - What is your age?



#	Answer	%	Count
1	Rather not say	1.23%	6
2	1	0.00%	0
3	2	0.00%	0
4	3	0.00%	0
5	4	0.00%	0
6	5	0.00%	0
7	6	0.00%	0
8	7	0.00%	0
9	8	0.00%	0
10	9	0.00%	0
11	10	0.00%	0
12	11	0.00%	0
13	12	0.00%	0
14	13	0.00%	0
15	14	0.00%	0
16	15	0.00%	0
17	16	0.00%	0
18	17	0.20%	1
19	18	10.86%	53
20	19	12.09%	59
21	20	12.91%	63
22	21	11.68%	57
23	22	8.40%	41
24	23	5.94%	29
25	24	4.51%	22
26	25	4.92%	24
27	26	3.48%	17
28	27	3.69%	18
29	28	4.92%	24
30	29	2.25%	11

31	30	1.43%	7
32	31	2.25%	11
33	32	0.82%	4
34	33	1.02%	5
35	34	0.61%	3
36	35	0.82%	4
37	36	0.82%	4
38	37	0.61%	3
39	38	0.20%	1
40	39	0.20%	1
41	40	0.00%	0
42	41	0.20%	1
43	42	0.00%	0
44	43	0.61%	3
45	44	0.41%	2
46	45	0.00%	0
47	46	0.41%	2
48	47	0.00%	0
49	48	0.00%	0
50	49	0.41%	2
51	50	0.20%	1
52	51	0.20%	1
53	52	0.00%	0
54	53	0.00%	0
55	54	0.00%	0
56	55	0.00%	0
57	56	0.00%	0
58	57	0.00%	0
59	58	0.00%	0
60	59	0.00%	0
61	60	0.00%	0

62	61	0.20%	1
63	62	0.20%	1
64	63	0.00%	0
65	64	0.20%	1
66	65	0.41%	2
67	66	0.00%	0
68	67	0.00%	0
69	68	0.00%	0
70	69	0.00%	0
71	70	0.00%	0
72	71	0.00%	0
73	72	0.00%	0
74	73	0.41%	2
75	74	0.00%	0
76	75	0.00%	0
77	76	0.00%	0
78	77	0.20%	1
79	78	0.00%	0
80	79	0.00%	0
81	80	0.00%	0
82	81	0.00%	0
83	82	0.00%	0
84	83	0.00%	0
85	84	0.00%	0
86	85	0.00%	0
87	86	0.00%	0
88	87	0.00%	0
89	88	0.00%	0
90	89	0.00%	0
91	90	0.00%	0
92	91	0.00%	0

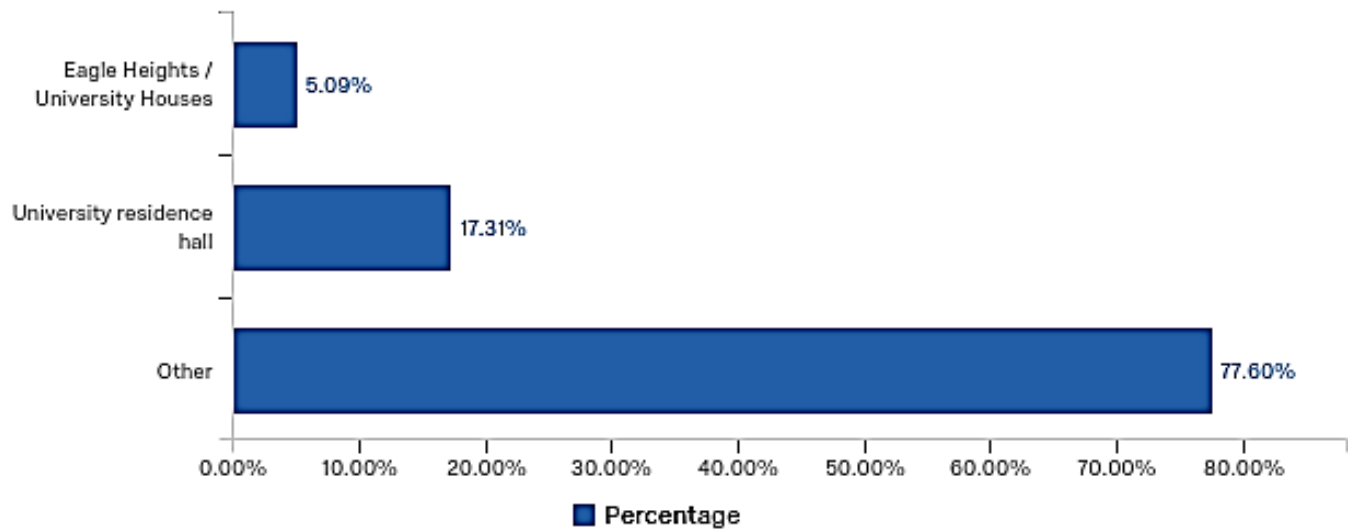
93	92	0.00%	0
94	93	0.00%	0
95	94	0.00%	0
96	95	0.00%	0
97	96	0.00%	0
98	97	0.00%	0
99	98	0.00%	0
100	99	0.00%	0
Total		100%	488

Minimum	Maximum	Mean	Std Deviation	Variance	Count
1.00	78.00	24.92	8.40	70.56	488

A word cloud of 5-digit numbers arranged in a heart shape. The numbers are in various shades of blue and grey. The most prominent numbers, shown in a darker blue, are 53703, 53711, 53705, 53715, 53706, and 53726. Other visible numbers include 53713, 53718, 53714, 53716, 53719, 53717, 53712, 53710, 53708, 53704, 53702, 53701, 53700, 53699, 53698, 53697, 53696, 53695, 53694, 53693, 53692, 53691, 53690, 53689, 53688, 53687, 53686, 53685, 53684, 53683, 53682, 53681, 53680, 53679, 53678, 53677, 53676, 53675, 53674, 53673, 53672, 53671, 53670, 53669, 53668, 53667, 53666, 53665, 53664, 53663, 53662, 53661, 53660, 53659, 53658, 53657, 53656, 53655, 53654, 53653, 53652, 53651, 53650, 53649, 53648, 53647, 53646, 53645, 53644, 53643, 53642, 53641, 53640, 53639, 53638, 53637, 53636, 53635, 53634, 53633, 53632, 53631, 53630, 53629, 53628, 53627, 53626, 53625, 53624, 53623, 53622, 53621, 53620, 53619, 53618, 53617, 53616, 53615, 53614, 53613, 53612, 53611, 53610, 53609, 53608, 53607, 53606, 53605, 53604, 53603, 53602, 53601, 53600, 53599, 53598, 53597, 53596, 53595, 53594, 53593, 53592, 53591, 53590, 53589, 53588, 53587, 53586, 53585, 53584, 53583, 53582, 53581, 53580, 53579, 53578, 53577, 53576, 53575, 53574, 53573, 53572, 53571, 53570, 53569, 53568, 53567, 53566, 53565, 53564, 53563, 53562, 53561, 53560, 53559, 53558, 53557, 53556, 53555, 53554, 53553, 53552, 53551, 53550, 53549, 53548, 53547, 53546, 53545, 53544, 53543, 53542, 53541, 53540, 53539, 53538, 53537, 53536, 53535, 53534, 53533, 53532, 53531, 53530, 53529, 53528, 53527, 53526, 53525, 53524, 53523, 53522, 53521, 53520, 53519, 53518, 53517, 53516, 53515, 53514, 53513, 53512, 53511, 53510, 53509, 53508, 53507, 53506, 53505, 53504, 53503, 53502, 53501, 53500, 53499, 53498, 53497, 53496, 53495, 53494, 53493, 53492, 53491, 53490, 53489, 53488, 53487, 53486, 53485, 53484, 53483, 53482, 53481, 53480, 53479, 53478, 53477, 53476, 53475, 53474, 53473, 53472, 53471, 53470, 53469, 53468, 53467, 53466, 53465, 53464, 53463, 53462, 53461, 53460, 53459, 53458, 53457, 53456, 53455, 53454, 53453, 53452, 53451, 53450, 53449, 53448, 53447, 53446, 53445, 53444, 53443, 53442, 53441, 53440, 53439, 53438, 53437, 53436, 53435, 53434, 53433, 53432, 53431, 53430, 53429, 53428, 53427, 53426, 53425, 53424, 53423, 53422, 53421, 53420, 53419, 53418, 53417, 53416, 53415, 53414, 53413, 53412, 53411, 53410, 53409, 53408, 53407, 53406, 53405, 53404, 53403, 53402, 53401, 53400, 53399, 53398, 53397, 53396, 53395, 53394, 53393, 53392, 53391, 53390, 53389, 53388, 53387, 53386, 53385, 53384, 53383, 53382, 53381, 53380, 53379, 53378, 53377, 53376, 53375, 53374, 53373, 53372, 53371, 53370, 53369, 53368, 53367, 53366, 53365, 53364, 53363, 53362, 53361, 53360, 53359, 53358, 53357, 53356, 53355, 53354, 53353, 53352, 53351, 53350, 53349, 53348, 53347, 53346, 53345, 53344, 53343, 53342, 53341, 53340, 53339, 53338, 53337, 53336, 53335, 53334, 53333, 53332, 53331, 53330, 53329, 53328, 53327, 53326, 53325, 53324, 53323, 53322, 53321, 53320, 53319, 53318, 53317, 53316, 53315, 53314, 53313, 53312, 53311, 53310, 53309, 53308, 53307, 53306, 53305, 53304, 53303, 53302, 53301, 53300, 53299, 53298, 53297, 53296, 53295, 53294, 53293, 53292, 53291, 53290, 53289, 53288, 53287, 53286, 53285, 53284, 53283, 53282, 53281, 53280, 53279, 53278, 53277, 53276, 53275, 53274, 53273, 53272, 53271, 53270, 53269, 53268, 53267, 53266, 53265, 53264, 53263, 53262, 53261, 53260, 53259, 53258, 53257, 53256, 53255, 53254, 53253, 53252, 53251, 53250, 53249, 53248, 53247, 53246, 53245, 53244, 53243, 53242, 53241, 53240, 53239, 53238, 53237, 53236, 53235, 53234, 53233, 53232, 53231, 53230, 53229, 53228, 53227, 53226, 53225, 53224, 53223, 53222, 53221, 53220, 53219, 53218, 53217, 53216, 53215, 53214, 53213, 53212, 53211, 53210, 53209, 53208, 53207, 53206, 53205, 53204, 53203, 53202, 53201, 53200, 53199, 53198, 53197, 53196, 53195, 53194, 53193, 53192, 53191, 53190, 53189, 53188, 53187, 53186, 53185, 53184, 53183, 53182, 53181, 53180, 53179, 53178, 53177, 53176, 53175, 53174, 53173, 53172, 53171, 53170, 53169, 53168, 53167, 53166, 53165, 53164, 53163, 53162, 53161, 53160, 53159, 53158, 53157, 53156, 53155, 53154, 53153, 53152, 53151, 53150, 53149, 53148, 53147, 53146, 53145, 53144, 53143, 531

Zip Code	Total	Zip Code	Total	Zip Code	Total
53703	116	53027	1	54455	1
53715	62	53029	1	54562	1
53705	51	53051	1	54610	1
53706	30	53061	1	54636	1
53711	24	53072	1	54650	1
53726	20	53074	1	54693	1
53704	14	53081	1	54701	1
53562	9	53085	1	54728	1
53713	9	53092	1	54751	1
53714	5	53098	1	54904	1
53719	5	53104	1	54913	1
53593	4	53132	1	54914	1
53575	3	53142	1	54937	1
53012	2	53149	1	55125	1
53121	2	53189	1	55443	1
53154	2	53202	1	55902	1
53558	2	53209	1	56316	1
53589	2	53213	1	60015	1
53590	2	53221	1	60030	1
53597	2	53502	1	60043	1
53716	2	53508	1	60056	1
53717	2	53523	1	60068	1
53718	2	53536	1	60089	1
54209	2	53572	1	60107	1
54601	2	53728	1	60134	1
54956	2	53762	1	60187	1
5373	1	53789	1	60191	1
6824	1	53956	1	60192	1
10025	1	54022	1	60416	1
10580	1	54115	1	60628	1
21104	1	54241	1	78746	1
49424	1	54303	1	91350	1
53014	1	54448	1		
53022	1	54449	1	Grand Total	452

Q25 - Where do you currently live?



#	Answer	%	Count
1	Eagle Heights / University Houses	5.09%	25
2	University residence hall	17.31%	85
3	Other	77.60%	381
	Total	100%	491

Minimum	Maximum	Mean	Std Deviation	Variance	Count
1.00	3.00	2.73	0.55	0.30	491

Q26 - Please provide any questions or comments regarding this survey.



Please provide any questions or comments regarding this survey.

I do actually walk to campus (which takes about an hour and fifteen minutes) when the weather is good and when I get up early enough to do so. Sometimes I walk home as well. I probably do this once or twice a week, since the weather has been pretty nice this semester. I used to bike to/from campus occasionally but my bike was stolen over the summer, so that's why I'm not biking any more.
I would use the bus all the time if it was feasible for me to obtain my bus pass. But the times and locations at which bus passes are available each semester are inaccessible to me.
I live in Germany. Please stop asking me to do surveys.
What is the source of this survey? What can be the result expectation of this survey?
I used to use the buses etc a lot more before I 1) starting living where I do (State St area) and 2) I was a part-time student
Because campus is so long East to West I take Madison metro buses to get to the Business School and to the Hospital.
Parking on UW campus is an absolute nightmare. The fact that people have to pay such a large sum of money is terrible.
It would be nice to have the 81 in the morning
none

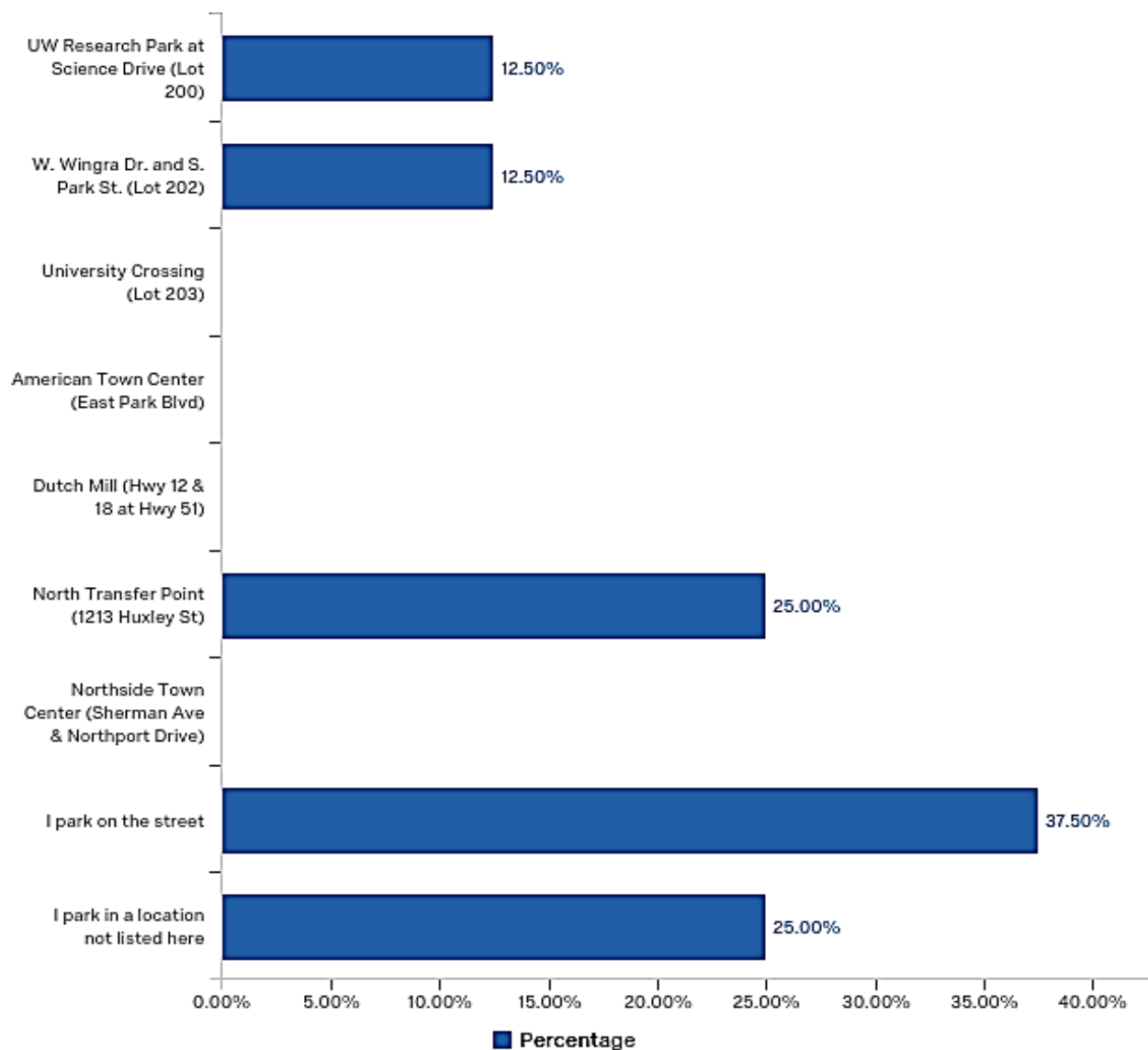
Normally do not take campus bus routes in bad weather to do massive overcrowding on buses and delayed routes.
I don't often ride the bus because picking up my bus pass requires me to go considerably out of my way. If I could pick it up in more convenient locations, I'd likely ride the bus a lot more often.
I assume you meant my zip code in Madison? If you meant my zip code for my permanent home it's 78613
I wish the 80 had more service at night, and was more consistent. Like through 10 pm.
None
like very much when the bus is on time. but not when it's not on time, especially in cold weather
I would love to see more lights on usual campus walkways and safety beacons to use and call the police in an emergency, I don't feel safe walking home alone at even 11 pm from the library to my house that is 7 minutes away.
I drive my car because I have a tight schedule and have children to pick up from school. I often have to go back and forth to campus several times a day. I feel excluded from parking in several locations because I don't own a smart phone. I feel this is discriminatory. Despite paying for parking every day, I have gotten parking tickets which cause a lot of stress. The spaces up by Lathrop Hall have been abolished and several spaces have been converted to those that require a smart phone. This is unfair.
I have really tight time constraints to work with my child care before/after class so that's why I drive. Otherwise, I would utilize the bus.
I uber to class during bad weather.
There were a few parts of this survey that were a little ambiguous. For example, when I go to class in the morning, it's usually a 20 minute walk to the engineering campus from my apartment near west Washington and Bassett streets. However, I step foot "on campus" about a quarter of the way through my journey. Secondly, my transportation to campus is often different from my transportation from campus. Since there are a lot of city busses that pick up near my classes and take me down Johnson street quickly without having to plan my trip in advance, it is much, much more likely that I will take the bus back home from campus than TO campus where the walk to the pick up point is much longer. The heavy use of one way streets in Madison also happens to make the pick up stop an extra block away from the drop off stop for me personally
I commute from Waunakee and parking is very costly.
I think it's a little bit complex.
A lot of these questions feel redundant.
There should be a desk at the medical school/hospital/nursing school/pharmacy school (any one of them) for students to get bus passes. It is a little challenging to be doing graduate studies or rotations all day and then try to find a way over to campus union to pick up bus passes.
If the bus system near my house was more frequent, I would most likely take the bus more often. But it leaves at odd times on the hour and only leaves once per hour during the times I travel to and from campus. And I do not own a bicycle, or I would possibly bike to campus if I did own one.
I live on campus so I feel like none of this is pertinent to me
I'd love a better bus system. Routes, stops, and bus times have been cut every year since I've been here. I spend a great deal of my time waiting for busses, missing busses, and being crammed into busses that are so full of passengers that they are deeply claustrophobic and it's hard to get on or off them.
Grateful for my free bus pass, that's for sure!
The 80 bus route was much better before. Now it takes a lot longer to get to Memorial Union side of campus, especially in winter and when the weather is bad.
I live in Middleton.
I would love to see a better public transit option throughout Dane County. I would use mass transit to and from Madison if it were available and the local state van is not accommodating at all!

I want to express my sincere thanks to Madison Metro for organizing bus schedules efficiently.
I drive to Hilldale shopping center and park in their parking lot, then ride the bus the rest of the way to campus
Since i recently have an injury I am not using my bicycle as often. I use the bus more often. But usually in good weather I prefer to use my bicycle. The bus is generally very slow. I think we should have an express bus that only stops at four stops. Most of the stops are too close to each other.
UW-transportation is the worst. Can't even go study at a library without a parking ticket.
I would take a bus more often if they weren't so crowded in bad weather! There never seems to be enough of them.
Live in Campus Village
Actually check to see if mopeds in stalls have permits. It is ridiculous when you pay for the moped pass to have to park elsewhere. Or when you pull your moped next to a stall and get a ticket because people filling the stalls don't have a permit.
If there was more affordable parking available I would most definitely live farther away and drive in every day.
Because I have off-campus obligations 1-2 times per week, I have to drive to campus 1-2 times per week. The parking is very frustrating and unpredictable in this situation, because it is expensive and hard to find a spot. It is frustrating to me that there are no parking pass options for people in this kind of situation, who need to drive to campus semi-regularly, but not often enough that buying an annual pass makes economic or practical sense. I wish there were some option to purchase some number of days of parking per month at a discounted rate, perhaps, such that it would be more affordable to drive on the needed days and there would be a higher likelihood of even finding a place to park!
Just so you know, one question about what buses you take on a daily basis (city with our without transfer, campus bus etc) said select all that apply, but I could only give one answer. Also, I take the 80 multiple times a day even though I drive to and from campus. The reason I drive rather than bus is because the bus times are very inconvenient (only running every half hour or HOUR even which is ridiculous). I ended up paying a lot extra to get a parking spot close to campus but I was very sick of waiting over an hour to get home after work/class
It didn't address the crowdedness of the buses, the length of bus rides for relatively short distances (the 80 can take 25-35 minutes to go from wendt commons to Elizabeth waters residence hall late at night, when I can't walk the five blocks alone)
One of the questions regarding the types of Madison Metro buses I take including options like: City bus transfer to campus bus, City bus transfer to city bus, City bus only, Campus bus only, and Other said to check all that apply, but it only allowed students to check one answer. If it is important to know how many apply, this question should to be changed to allow students to check more than one answer.
The 80 is too crowded.
The campus buses are incredibly unreliable and have made me late to class on several occasions.
Madison Metro is terrible. The drivers are bad, jerky stop and go. They are always late. They are slow and late most days. Sometimes they stop for lunch in the middle of their route and show up 10+ late. The metro scheduling also doesn't take into account traffic conditions which are pretty regularly throughout the year.
I
More buses should run during the night
Hope the bus schedule is more exact especially during weekends. Sometimes buses come much earlier than scheduled so I miss the bus, and have to wait for another 30minutes.
Covered bike parking is always appreciated everywhere! I try to ride in all weather.
Having more direct routes to/from campus to/from South Madison would be nice.
I also work at University Hospital, so I am frequently in the area of campus.
It is not even winter yet and I still can't get in the bus (80) in front of Red Gym. The design of the buses are not efficient at all. There should be a door also on the back part of the bus. Because of the inefficient design of the buses, buses

spend too much time on the stops. The aisle is too narrow. Even two people cannot stand side by side.
I really like the bright green paint on the University eastbound bike lane. Can we have that for all intersections with bike lanes? I got hit by a car at Park/University the week before it got re-painted this year, and I think the bright paint would have prevented that.
It really makes it difficult to park on campus since I am unable to buy a parking permit. I understand being green, but it increases my budget significantly to have to pay hourly just to go to school. The bus system is not doable from my residence to campus and thus I have to drive. It frustrates me that even though I am willing to pay for a parking pass, I am unable to buy one because I live far enough from campus to need to drive but not far enough away to meet requirements.
I have a moped but am unable to afford your permits.
Let veteran students get free or very cheap parking passes!
The bus stops so frequently on campus that it's not worth taking it. You can almost always get there faster by walking, and always by biking. The 80 is worthless, it's the worst campus bus system I've ever seen. Stops on EVERY block, only goes in one direction, got ALL the way to Eagle heights. stupid. I can't believe I have to pay for that crap service through my student fees.
PLEASE help make Madison even more biker friendly. We are already doing well but I wish for more bike parking places and less parking lots for cars. Madison should slow incentivize bike usage. Moreover, Madison could offer Freshman a special discount and then Sophomore-Senior students a discount in order to get more people to bike instead of using cars.
82 needs to come around more often. I love taking it into the university from the Greenbush Neighborhood area, but it rarely ever comes.
Biking is dangerous.
There need to be more 80 busses. Sometimes the gaps are over thirty minutes! not acceptable! What will happen in the winter time if this continues? packed bus after packed bus? Please add more 80's
I find it curious that there weren't questions about either safety of buses/bus stops, or timeliness of service?
I'm concerned about plans to make the University Ave. bike lanes narrower. They are too narrow as it is and do not adequately facilitate bicycle traffic during peak times. There is also a need to facilitate bicycle travel from the Engineering campus to University Ave. The best option at this time is to illegally turn left at Engineering Drive onto Randall Ave or to use the crosswalks which can be a confusing maneuver for motorists and dangerous for bicyclists and pedestrians in the crosswalks. In terms of connectivity, Engineering Mall and Henry Mall should form a natural bicycle/pedestrian connection, but the two are severely divided by Campus Drive, making one very difficult to access from the other. I would very much like to see plans in the campus master plan to connect pedestrian/bicycle access between these two malls at some point in the future. For bad weather, it would be helpful to have bicycle parking be sheltered (not necessarily indoors, the bicycle parking under the ERB is a good example of what I'm talking about), there's lots of wasted real estate under the front of Engineering Hall that could facilitate this but is instead an awkward pedestrian space that is rarely used.
I am a retired person taking one class per semester as a senior auditor so that I can get interlibrary loan service. If I come in to the Wisconsin Historical Society Library for a full day, I usually take the Metro bus. I sometimes walk home (1 hour) to my home on the Near East Side. This year, I have mostly used my car.
I live in Harvey Street.
Provide more moped parking passes and reduce fees. More importantly loosen the obscenely strict guidelines for moped parking on campus. The campus moped parking lots are always empty while the private land islands around campus are choked with mopeds. This is a failure of transportation department policy. No passes are available because a few students purchase and use them for only an hour long class each day. The rest of the day the lots sit unused. They don't require much space! Open lots up to all riders and increase mobility on campus.
I would take the bus during bad weather if there was a stop closer to me (live on mifflin/Bedford). But by the time I walk to a bus stop that's running that early, and then walk to engineering after I get dropped off it's 0.6 miles versus just biking the 0.8 miles. It sucks biking in bad weather but I'd end up sitting on a bus forever to get almost no closer to my destination.

Parking sucks. Don't be a dick and make it easier for everyone. Also, too expensive. I bet you wouldn't want to pay for parking here either.
I utilize the ZipCar service on campus a lot for alternative transportation. I also use Uber a lot when traveling late at night or in poor weather.
More covered bike parking would be so helpful, especially during BAD WEATHER
Route 80 can be very unreliable. It is a half mile walk from my building to the bus stop at the end of the day if I take the most time efficient route. When route 80 is not running on time at the end of the day, this leaves me waiting around in the cold, often for a very long time. Unfortunately, route 84 to Eagle Heights is equally unreliable (and a half mile walk from my building). In the morning, I take route 80 from Eagle Heights to my building on west campus. When moving in to campus housing, I had not anticipated a 30 min trip to campus.
The 80 is always full, especially in the winter. And running only one bus on the weekends isn't enough.
The reason for living close to campus is because transit over weekend is too infrequent for coming to campus. This way, worse case scenario is walk to campus even if it is bad weather.
I was unaware of campus busses
I wish the bus stops near my house would run directly on to campus. Instead of me having to switch over buses.

Q32 - Which park and ride do you utilize? (select all that apply)

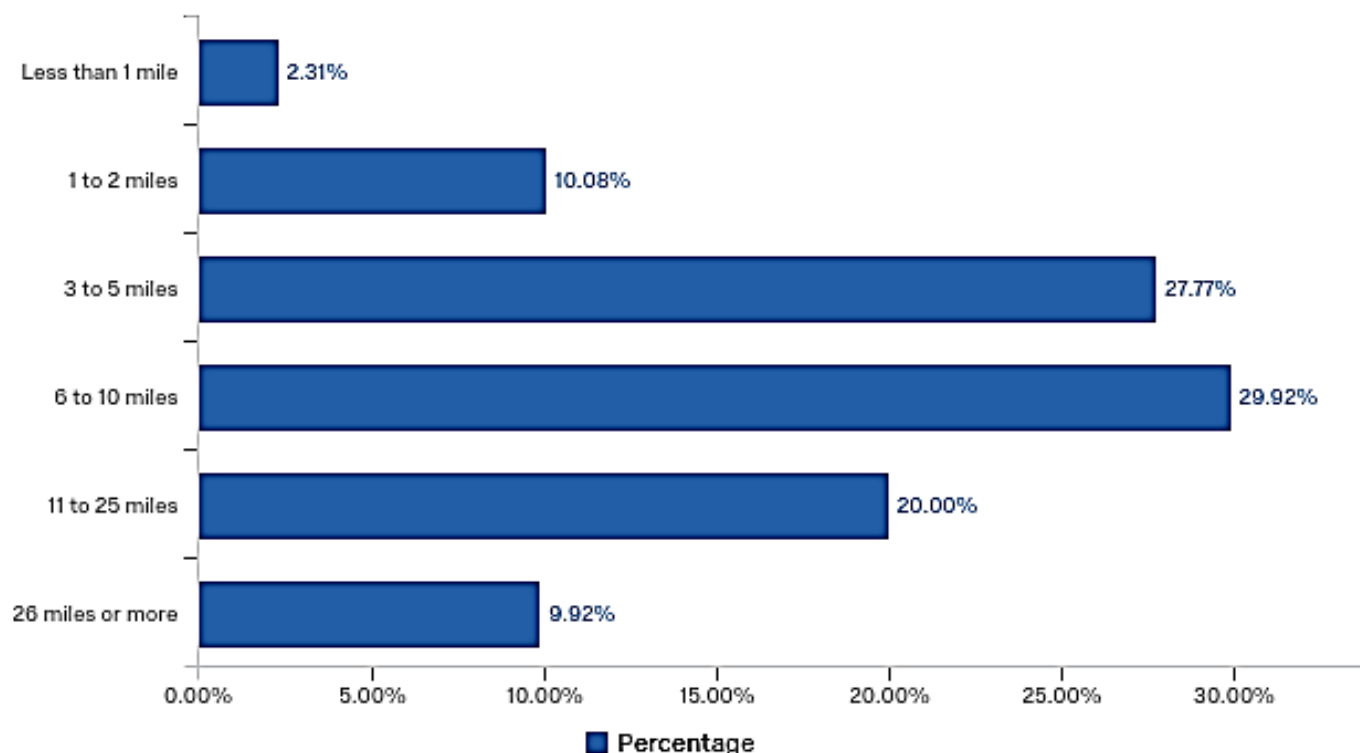


#	Answer	Count
9	W. Wingra Dr. and S. Park St. (Lot 202)	1
10	University Crossing (Lot 203)	0
1	UW Research Park at Science Drive (Lot 200)	1
	Total	8
5	Northside Town Center (Sherman Ave & Northport Drive)	0
4	North Transfer Point (1213 Huxley St)	2
6	I park on the street	3
7	I park in a location not listed here	2
3	Dutch Mill (Hwy 12 & 18 at Hwy 51)	0
2	American Town Center (East Park Blvd)	0

Appendix B: Complete Results—UW Madison Faculty/Staff

Last modified: 12/29/2016

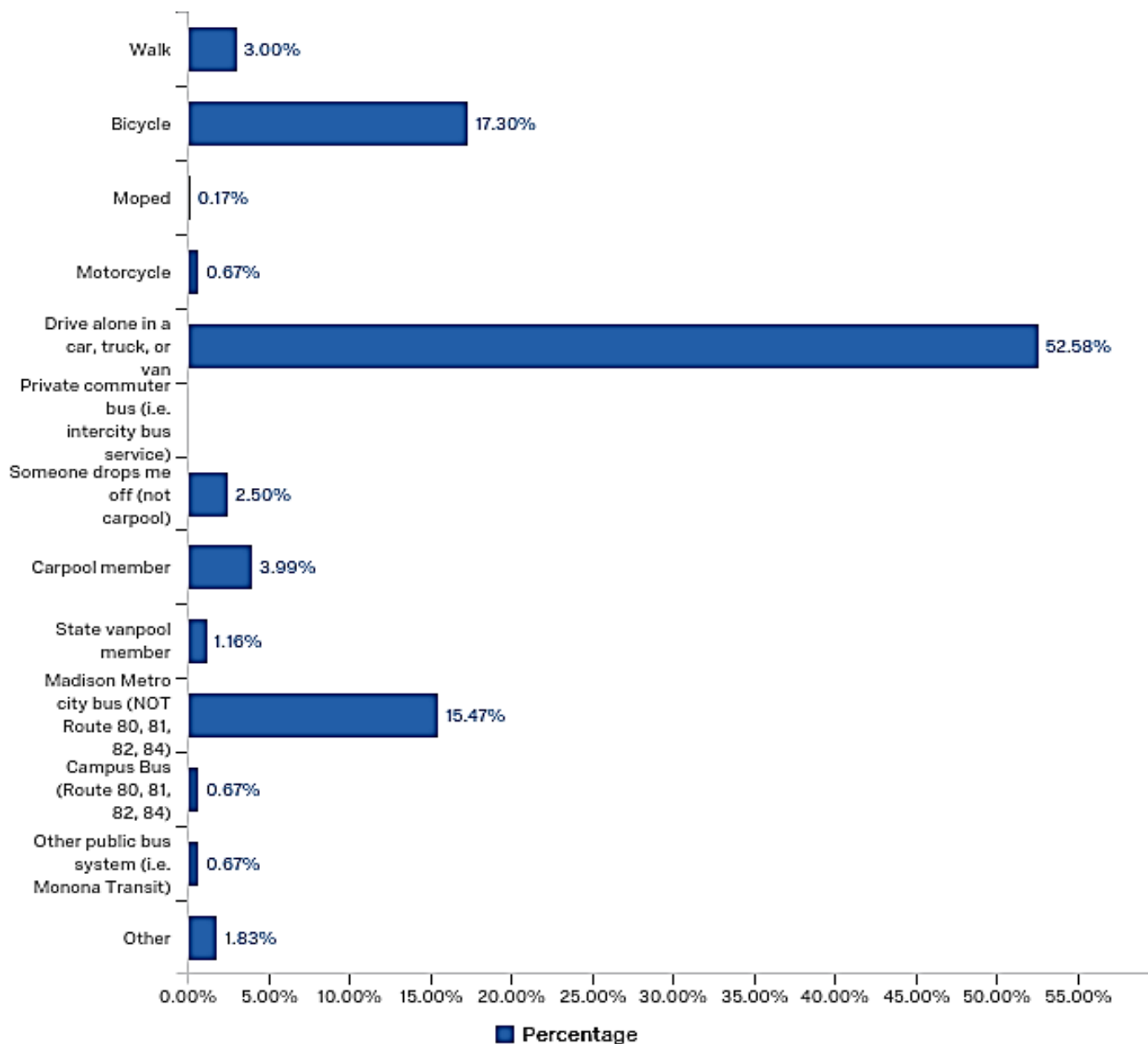
Q1 - Please answer the following questions for times that you travel to the UW - Madison campus for work. Please continue answering questions until you are prompted that you've reached the end of the survey. How many miles is it one way from your current daily residence to campus? Please select one.



#	Answer	%	Count
1	Less than 1 mile	2.31%	14
2	1 to 2 miles	10.08%	61
3	3 to 5 miles	27.77%	168
4	6 to 10 miles	29.92%	181
5	11 to 25 miles	20.00%	121
6	26 miles or more	9.92%	60
Total		100%	605

Minimum	Maximum	Mean	Std Deviation	Variance	Count
1.00	6.00	3.85	1.21	1.46	605

Q2 - During GOOD WEATHER, what is your most frequent way of traveling to campus? Please select one.



#	Answer	%	Count
1	Walk	3.00%	18
2	Bicycle	17.30%	104
3	Moped	0.17%	1
4	Motorcycle	0.67%	4

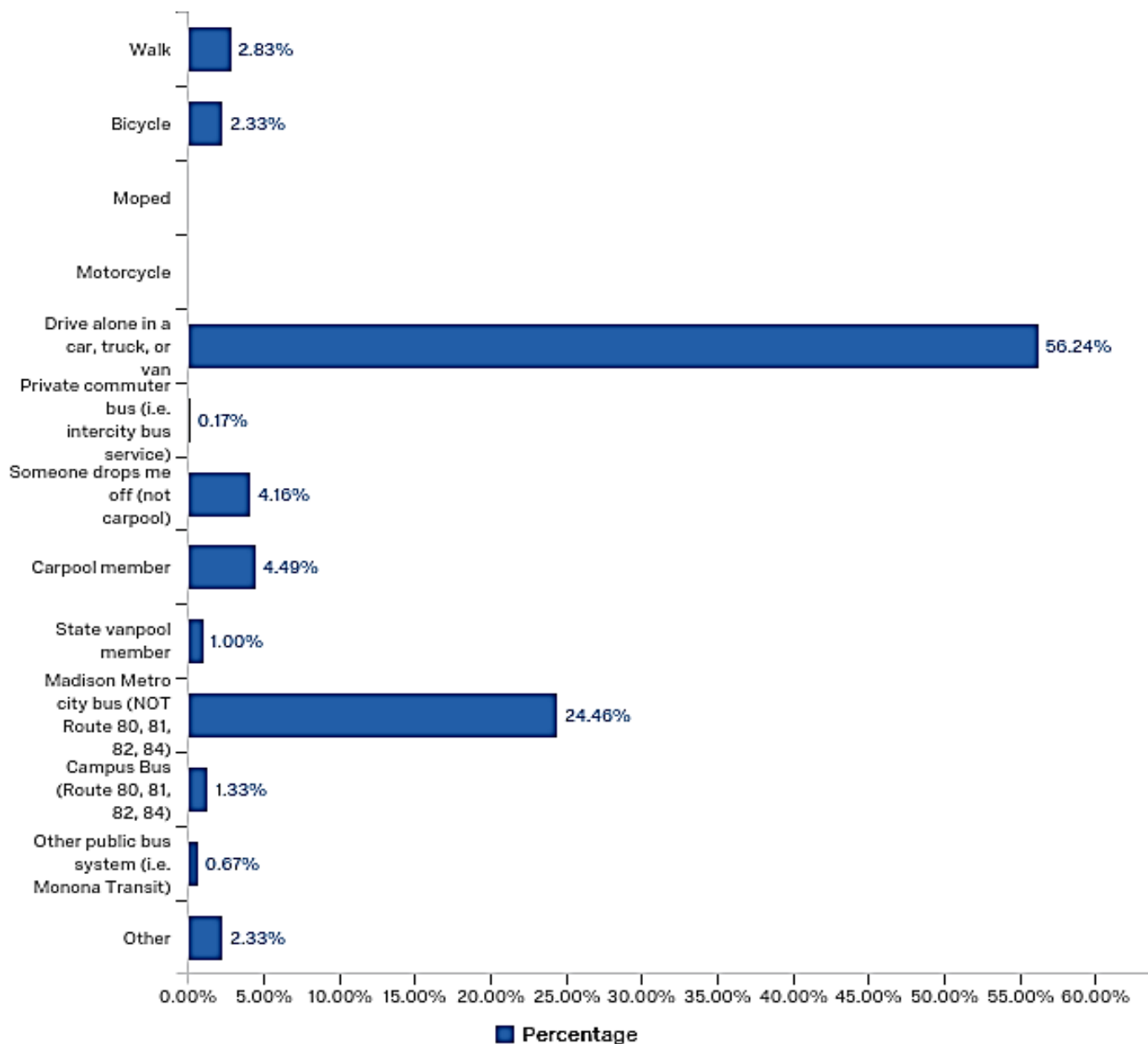
5	Drive alone in a car, truck, or van	52.58%	316
6	Private commuter bus (i.e. intercity bus service)	0.00%	0
7	Someone drops me off (not carpool)	2.50%	15
8	Carpool member	3.99%	24
9	State vanpool member	1.16%	7
10	Madison Metro city bus (NOT Route 80, 81, 82, 84)	15.47%	93
11	Campus Bus (Route 80, 81, 82, 84)	0.67%	4
12	Other public bus system (i.e. Monona Transit)	0.67%	4
13	Other	1.83%	11
	Total	100%	601

Minimum	Maximum	Mean	Std Deviation	Variance	Count
1.00	13.00	5.57	2.82	7.97	601

Q30 - If other, please specify

Drive into work with wife.
Combination of Someone drops me off at East Transfer Point, Madison Metro City Bus
Park and Ride, Lot 203
Drive to Park and Ride Lot, then shuttle from there
drive in a car with spouse
I utilize the park and ride system for the UW.
Park & ride with Badger Shuttles
I ride in my car to and from the University with my son who is a Sophomore at UW-Madison and lives at home.
Uber, surprised it is not listed as an option...
I drive to the East Transfer Point and commute in. During good weather I will stop early to either walk/bike in.
drop off daughter at school and then drive to work

Q3 - During BAD WEATHER, what is your most frequent way of traveling to campus? Please select one.

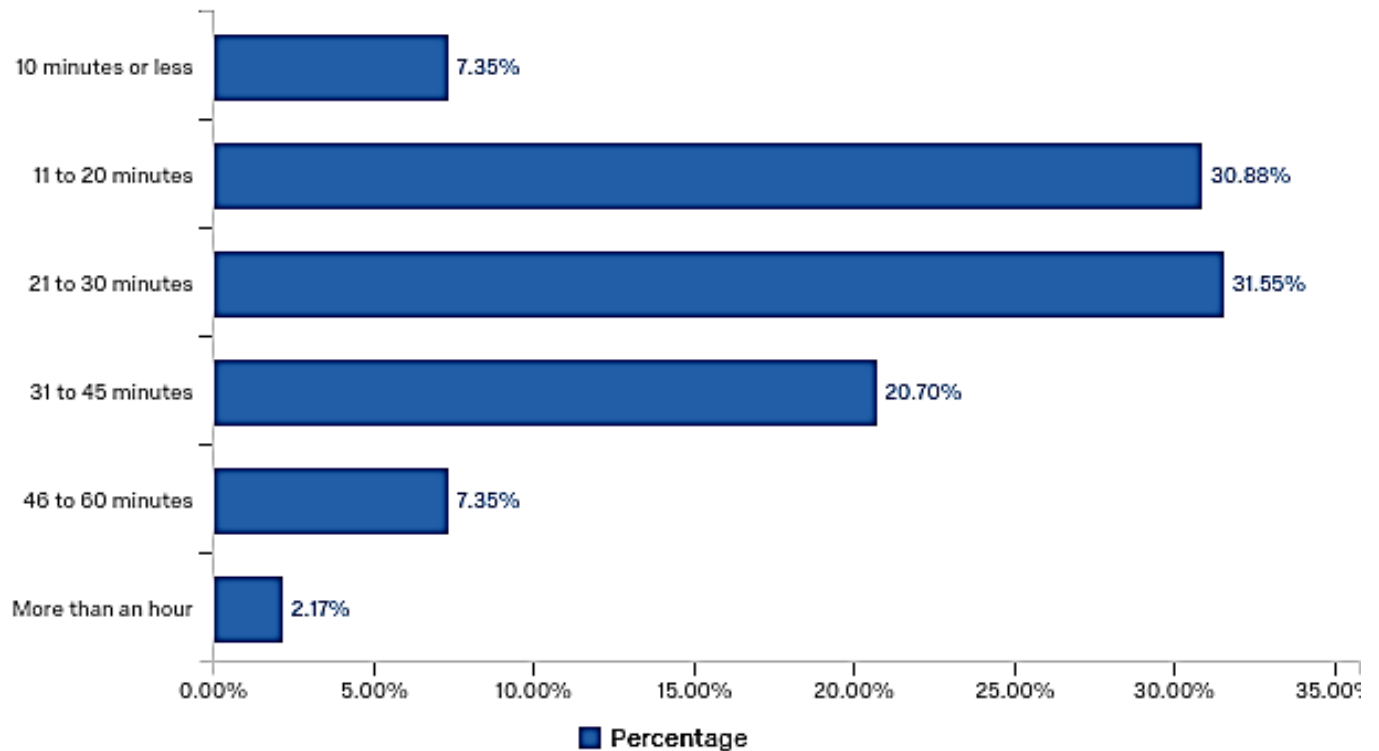


#	Answer	%	Count
1	Walk	2.83%	17
2	Bicycle	2.33%	14
3	Moped	0.00%	0
4	Motorcycle	0.00%	0

5	Drive alone in a car, truck, or van	56.24%	338
6	Private commuter bus (i.e. intercity bus service)	0.17%	1
7	Someone drops me off (not carpool)	4.16%	25
8	Carpool member	4.49%	27
9	State vanpool member	1.00%	6
10	Madison Metro city bus (NOT Route 80, 81, 82, 84)	24.46%	147
11	Campus Bus (Route 80, 81, 82, 84)	1.33%	8
12	Other public bus system (i.e. Monona Transit)	0.67%	4
13	Other	2.33%	14
	Total	100%	601

Minimum	Maximum	Mean	Std Deviation	Variance	Count
1.00	13.00	6.61	2.68	7.21	601

Q4 - In GOOD WEATHER, how long does it usually take you to travel to campus from your current residence? Please select one.



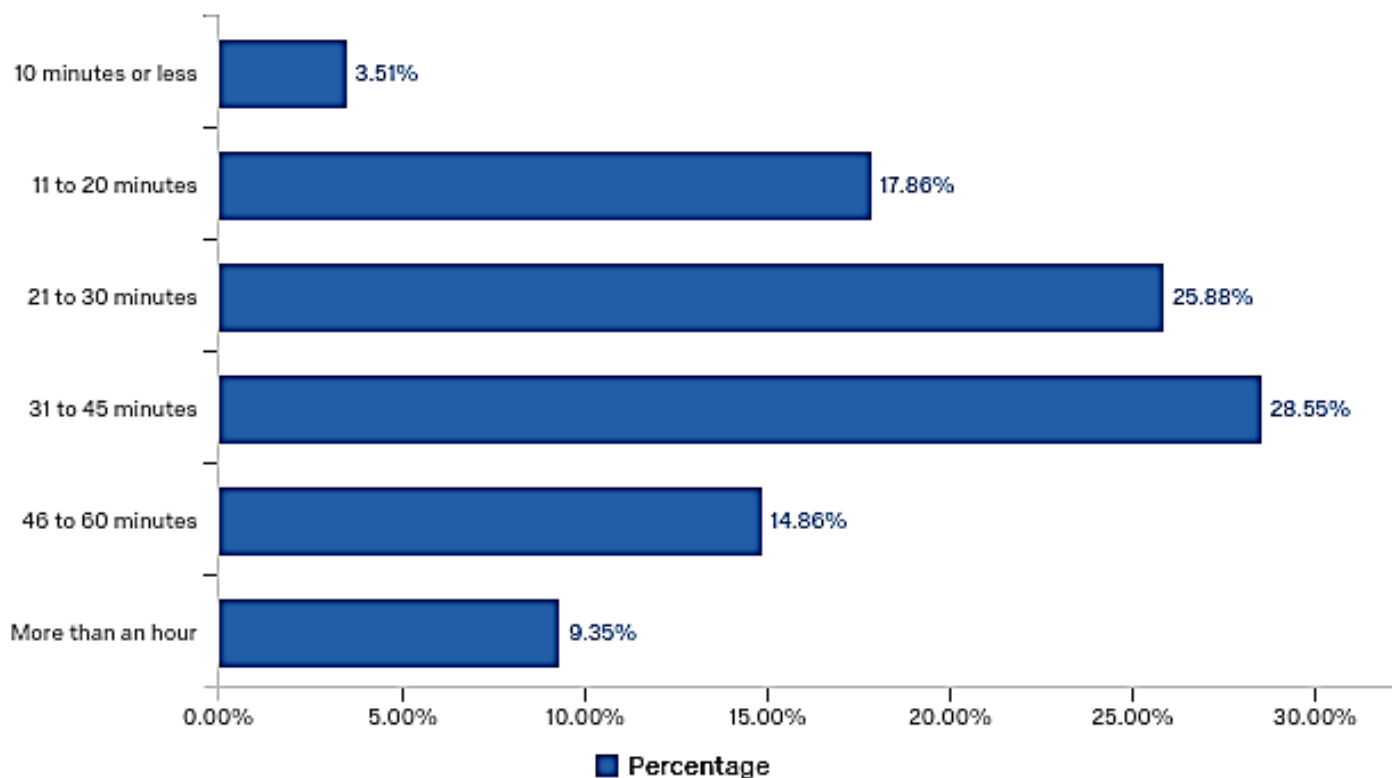
#	Answer	%	Count
1	10 minutes or less	7.35%	44
2	11 to 20 minutes	30.88%	185
3	21 to 30 minutes	31.55%	189
4	31 to 45 minutes	20.70%	124
5	46 to 60 minutes	7.35%	44
6	More than an hour	2.17%	13
Total		100%	599

Minimum	Maximum	Mean	Std Deviation	Variance	Count
1.00	6.00	2.96	1.14	1.30	599

Q31 - If other, please specify

Drive into work with wife.
MY WIFE AND I DRIVE IN, I HAVE A FLEX OR A PERMIT ALSO WE BUS
Combination of someone dropping off and Madison Metro bus
Park and Ride, Lot 203
Uber / Lyft / Green Cab / Badger Cab
Drive to Park and Ride Lot, then shuttle from there
Park and Ride
Same everyday - Park & ride , Badger Shuttle-
I drive my car to work with my son who goes to the UW-Madison and lives at home.
Uber, to work, bus to home
drop off daughter at school and then drive to work

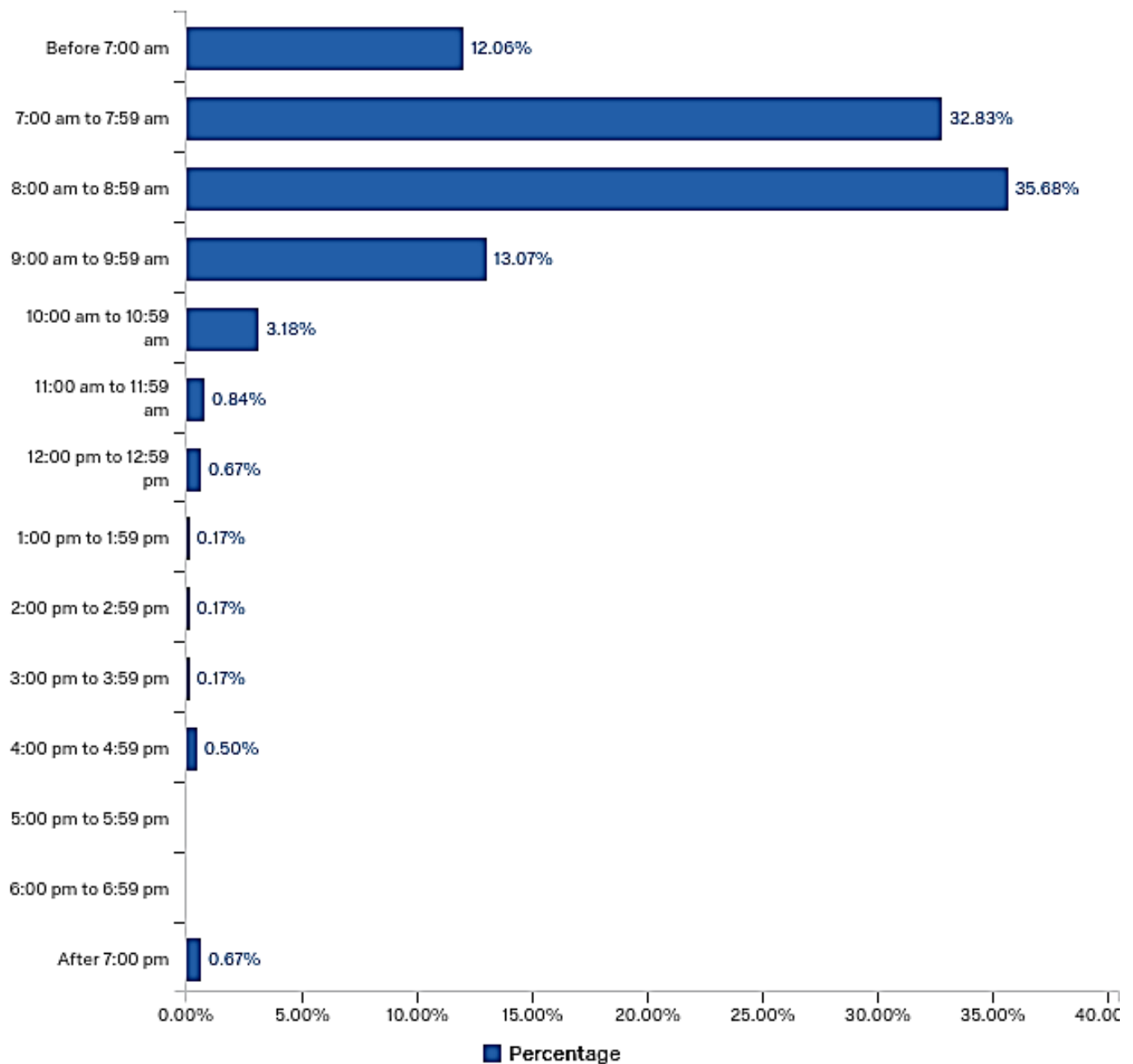
Q5 - In BAD WEATHER, how long does it usually take you to travel to campus from your current residence? Please select one.



#	Answer	%	Count
1	10 minutes or less	3.51%	21
2	11 to 20 minutes	17.86%	107
3	21 to 30 minutes	25.88%	155
4	31 to 45 minutes	28.55%	171
5	46 to 60 minutes	14.86%	89
6	More than an hour	9.35%	56
Total		100%	599

Minimum	Maximum	Mean	Std Deviation	Variance	Count
1.00	6.00	3.61	1.29	1.66	599

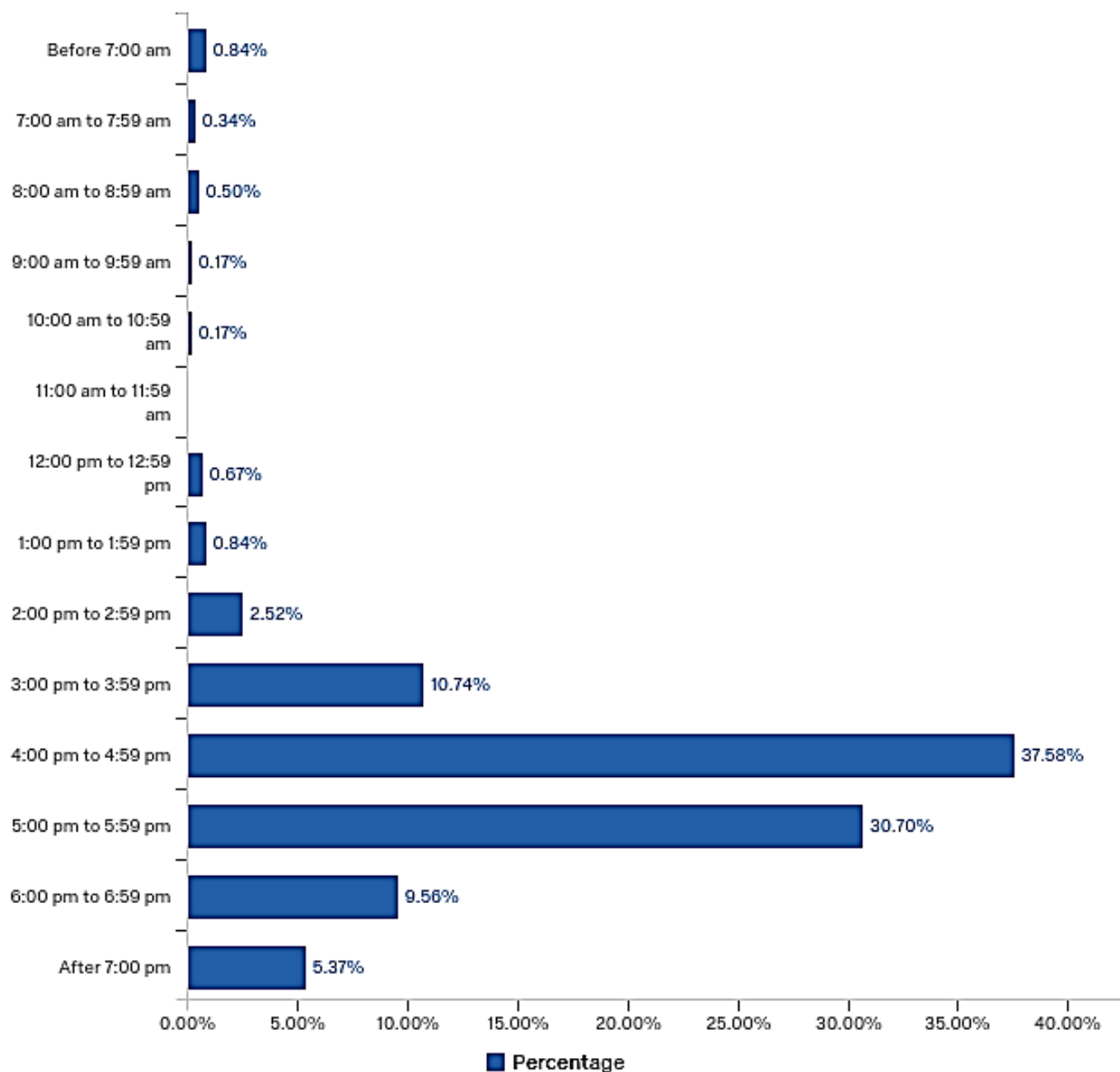
Q6 - When do you usually arrive on campus for the day? Please select one.



#	Answer	%	Count
1	Before 7:00 am	12.06%	72
2	7:00 am to 7:59 am	32.83%	196
3	8:00 am to 8:59 am	35.68%	213
4	9:00 am to 9:59 am	13.07%	78
5	10:00 am to 10:59 am	3.18%	19
6	11:00 am to 11:59 am	0.84%	5
7	12:00 pm to 12:59 pm	0.67%	4
8	1:00 pm to 1:59 pm	0.17%	1
9	2:00 pm to 2:59 pm	0.17%	1
10	3:00 pm to 3:59 pm	0.17%	1
11	4:00 pm to 4:59 pm	0.50%	3
12	5:00 pm to 5:59 pm	0.00%	0
13	6:00 pm to 6:59 pm	0.00%	0
14	After 7:00 pm	0.67%	4
Total		100%	597

Minimum	Maximum	Mean	Std Deviation	Variance	Count
1.00	14.00	2.82	1.59	2.54	597

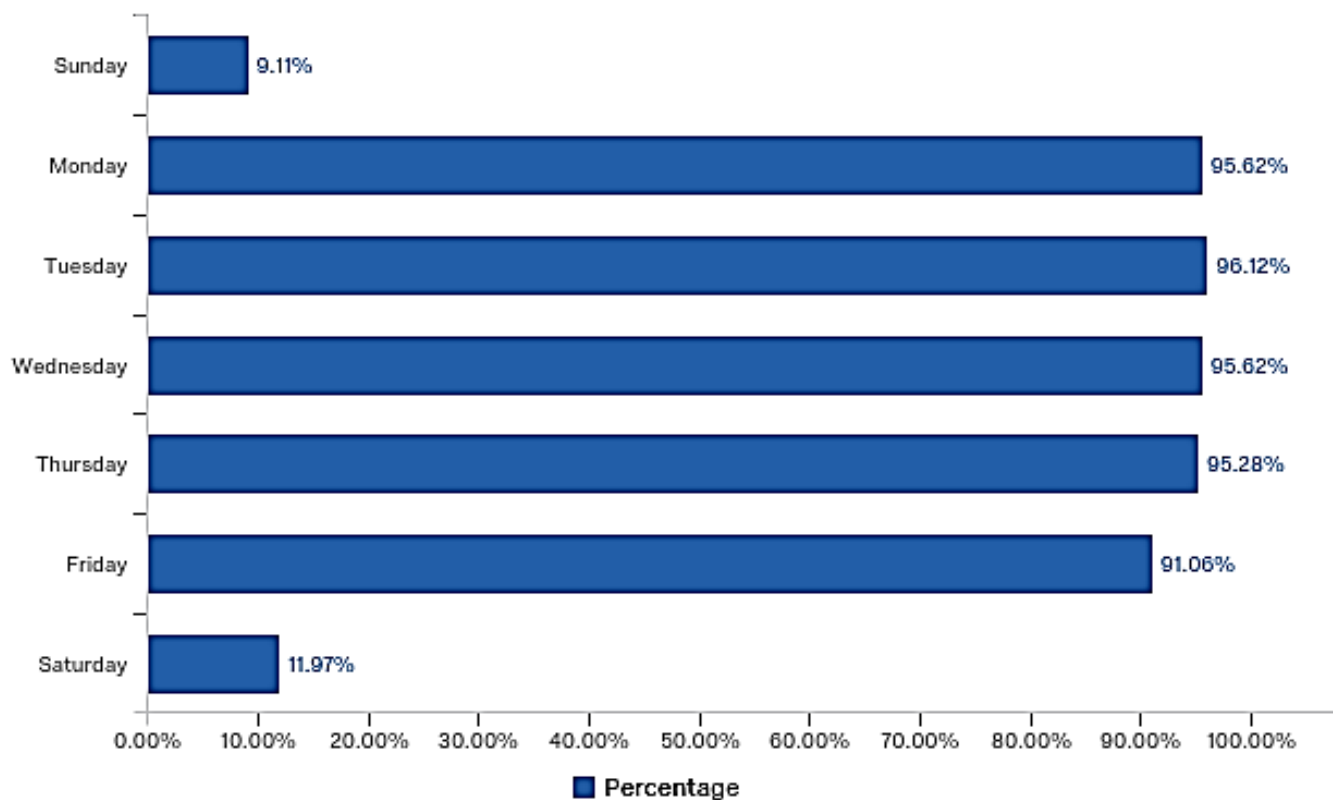
Q7 - When do you usually leave campus for the day? Please select one.



#	Answer	%	Count
1	Before 7:00 am	0.84%	5
2	7:00 am to 7:59 am	0.34%	2
3	8:00 am to 8:59 am	0.50%	3
4	9:00 am to 9:59 am	0.17%	1
5	10:00 am to 10:59 am	0.17%	1
6	11:00 am to 11:59 am	0.00%	0
7	12:00 pm to 12:59 pm	0.67%	4
8	1:00 pm to 1:59 pm	0.84%	5
9	2:00 pm to 2:59 pm	2.52%	15
10	3:00 pm to 3:59 pm	10.74%	64
11	4:00 pm to 4:59 pm	37.58%	224
12	5:00 pm to 5:59 pm	30.70%	183
13	6:00 pm to 6:59 pm	9.56%	57
14	After 7:00 pm	5.37%	32
Total		100%	596

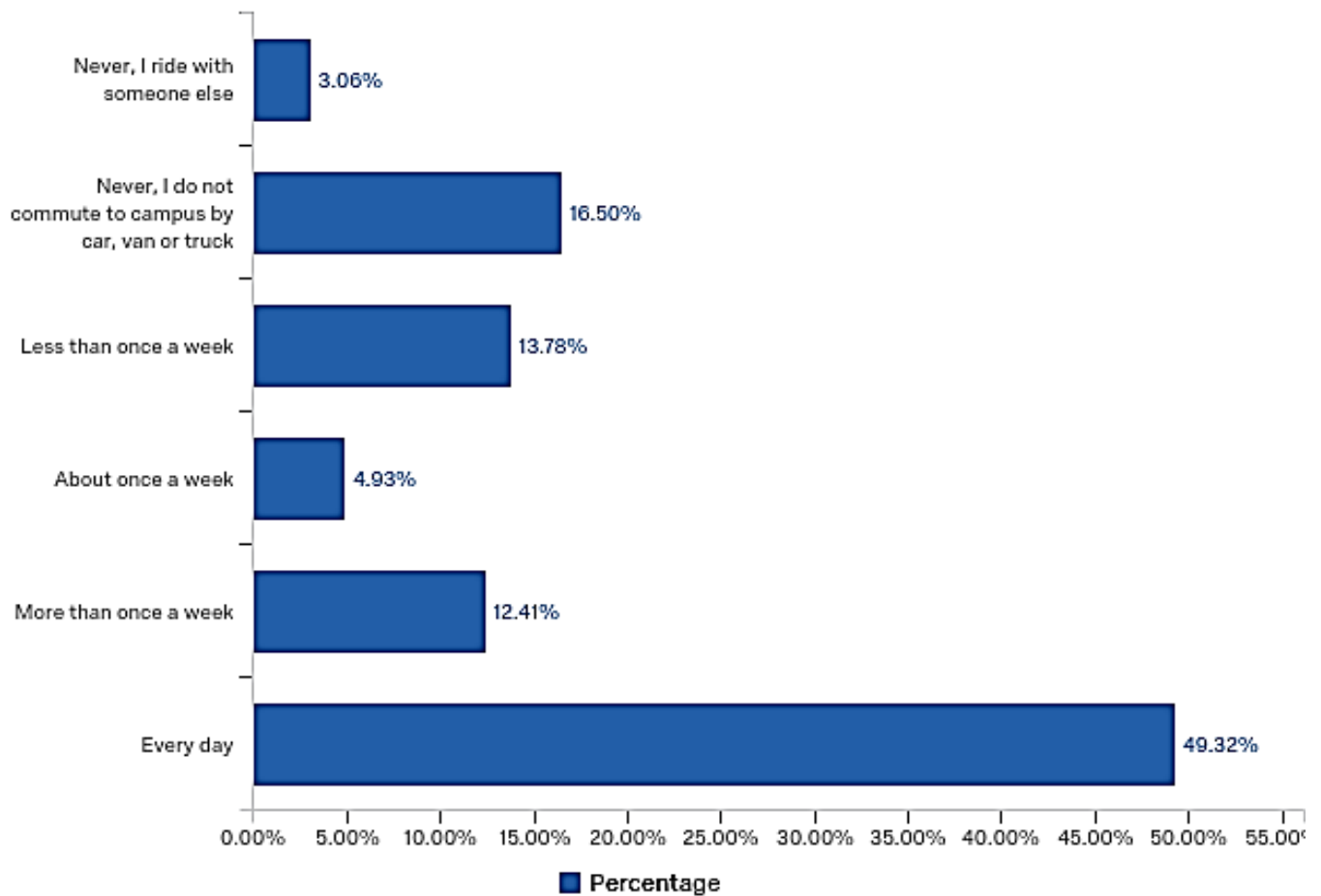
Minimum	Maximum	Mean	Std Deviation	Variance	Count
1.00	14.00	11.27	1.75	3.06	596

Q8 - Based on your current schedule, which days of the week are you normally on campus? Select all that apply.



#	Answer	%	Count
1	Sunday	9.11%	54
2	Monday	95.62%	567
3	Tuesday	96.12%	570
4	Wednesday	95.62%	567
5	Thursday	95.28%	565
6	Friday	91.06%	540
7	Saturday	11.97%	71
	Total	100%	593

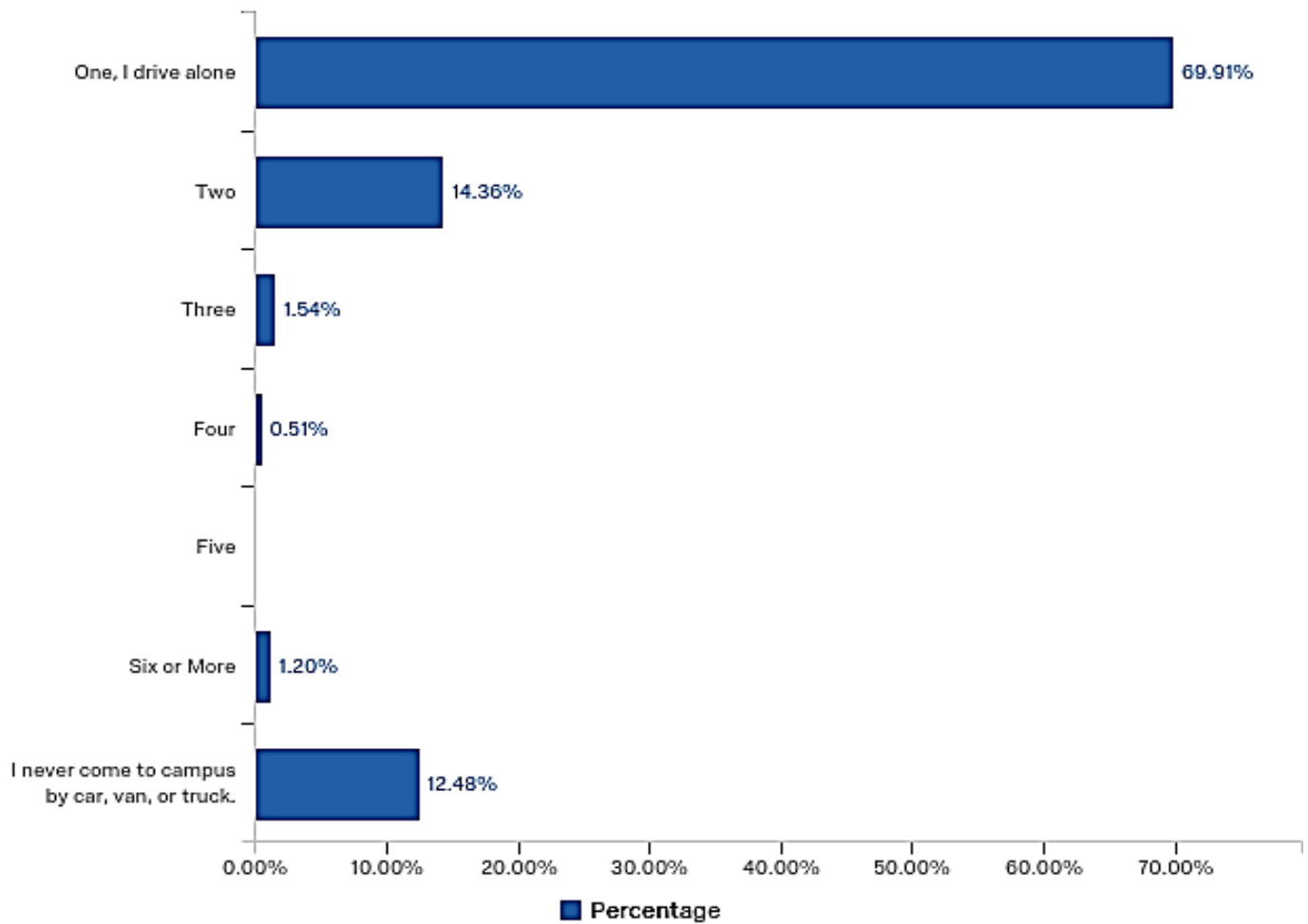
Q9 - On average, how many days a week do you DRIVE a car, van, or truck to campus? (not motorcycle, scooter, moped, etc.)



#	Answer	%	Count
1	Never, I ride with someone else	3.06%	18
2	Never, I do not commute to campus by car, van or truck	16.50%	97
3	Less than once a week	13.78%	81
4	About once a week	4.93%	29
5	More than once a week	12.41%	73
6	Every day	49.32%	290
Total		100%	588

Minimum	Maximum	Mean	Std Deviation	Variance	Count
1.00	6.00	4.55	1.69	2.87	588

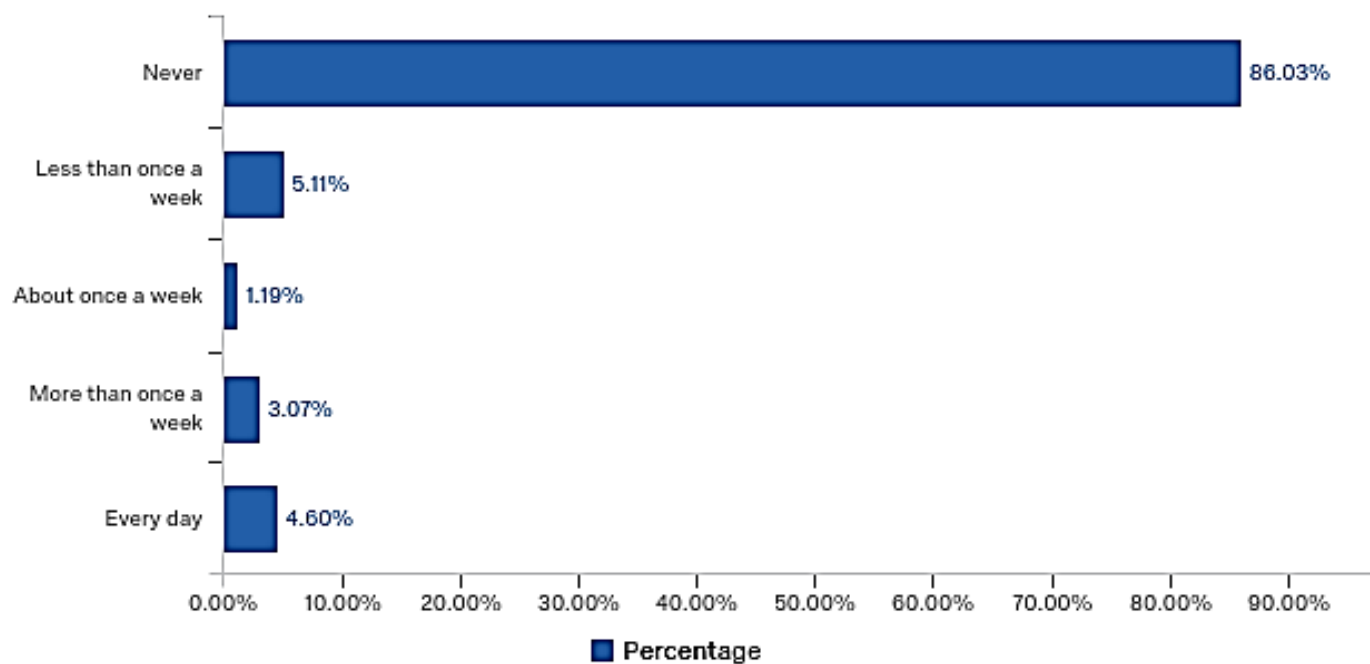
Q10 - Thinking about the times when you come to campus by car, van, or truck, either as a driver or passenger, how many people are usually in the vehicle (including the driver)?



#	Answer	%	Count
1	One, I drive alone	69.91%	409
2	Two	14.36%	84
3	Three	1.54%	9
4	Four	0.51%	3
5	Five	0.00%	0
6	Six or More	1.20%	7
7	I never come to campus by car, van, or truck.	12.48%	73
Total		100%	585

Minimum	Maximum	Mean	Std Deviation	Variance	Count
1.00	7.00	2.00	2.01	4.05	585

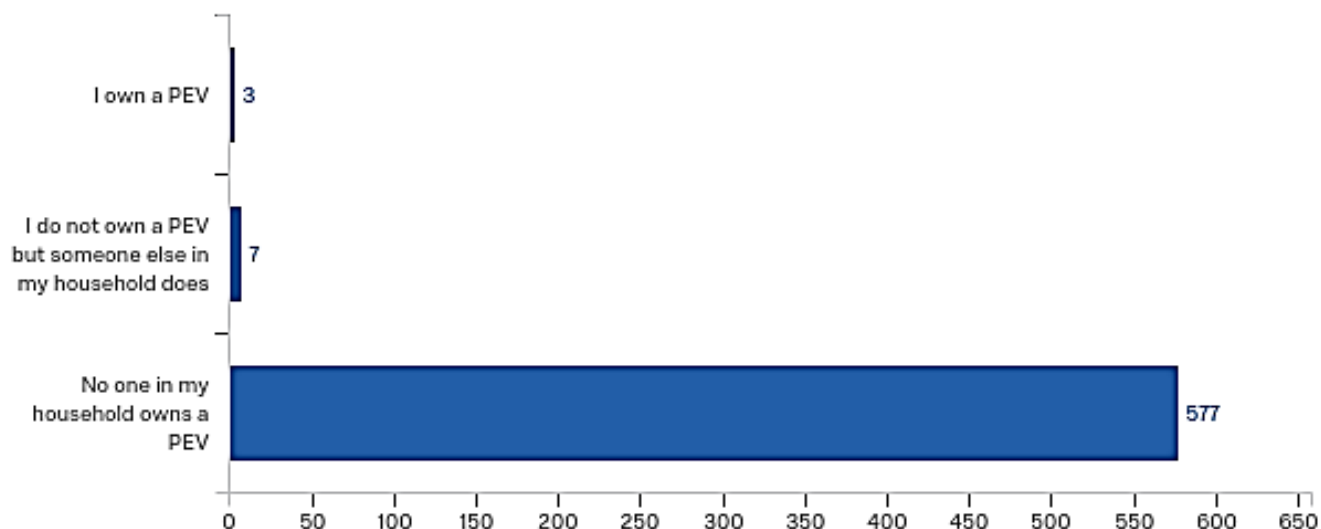
Q11 - How often do you participate in a carpool or vanpool either as a passenger or a driver?



#	Answer	%	Count
1	Never	86.03%	505
2	Less than once a week	5.11%	30
3	About once a week	1.19%	7
4	More than once a week	3.07%	18
5	Every day	4.60%	27
	Total	100%	587

Minimum	Maximum	Mean	Std Deviation	Variance	Count
1.00	5.00	1.35	0.99	0.99	587

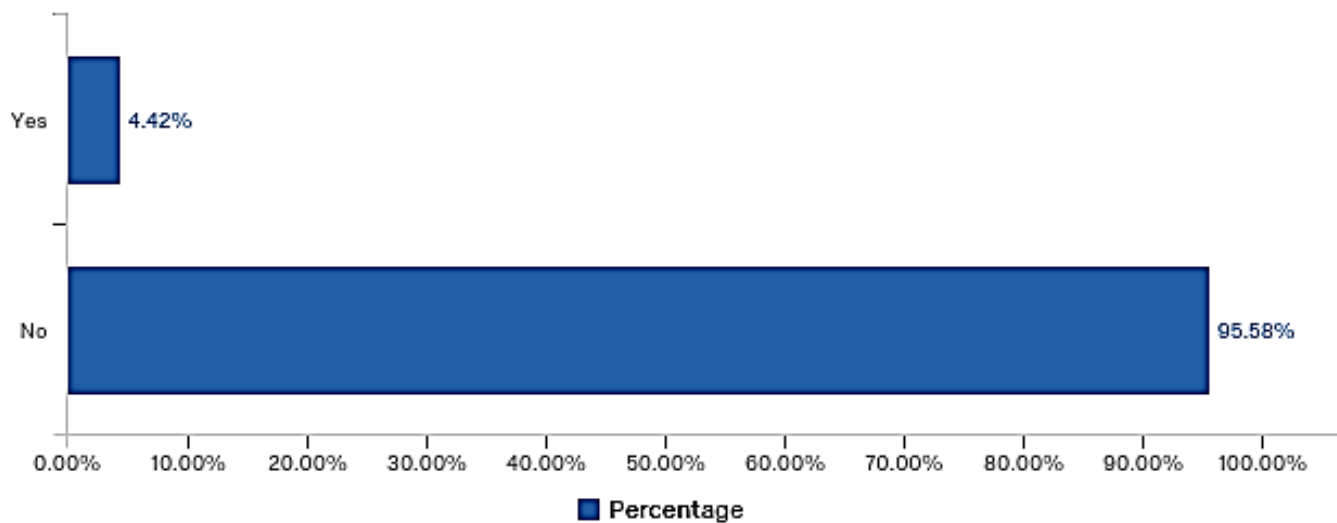
Q12 - Do you or anyone in your household own a Plug-In Electric Vehicle (PEV)? This is a car that can be plugged in to charge.



#	Answer	%	Count
Total			
3	No one in my household owns a PEV	98.30%	577
1	I own a PEV	0.51%	3
2	I do not own a PEV but someone else in my household does	1.19%	7

Minimum	Maximum	Mean	Std Deviation	Variance	Count
1.00	3.00	2.98	0.18	0.03	587

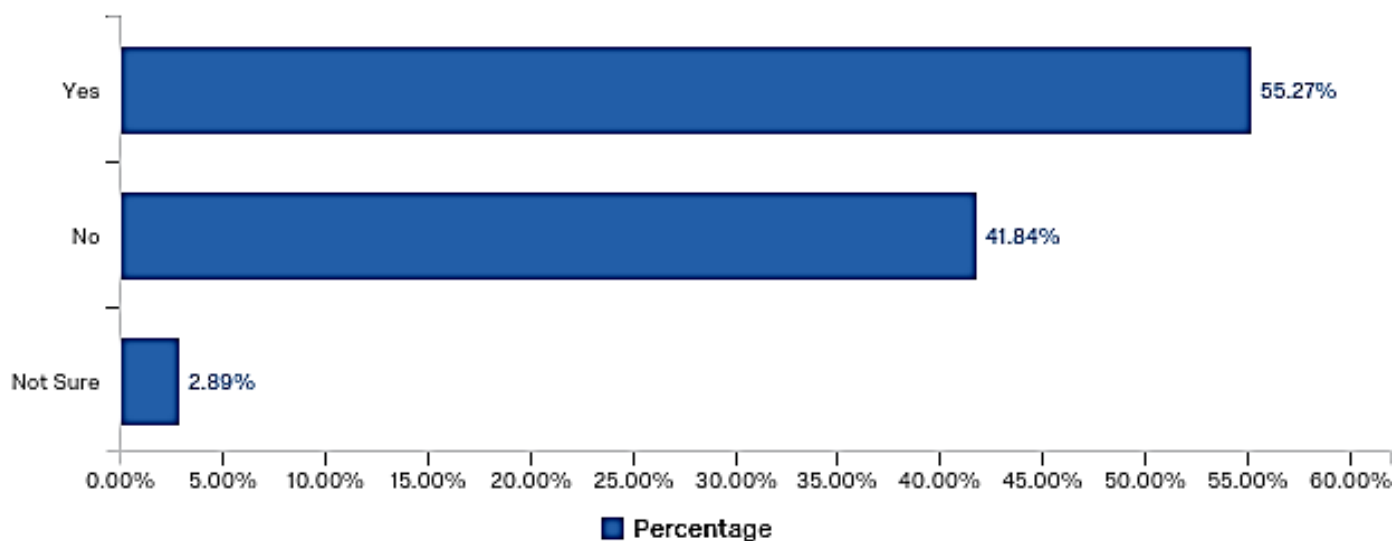
Q13 - Do you currently use a park and ride to get to campus?



#	Answer	%	Count
1	Yes	4.42%	26
2	No	95.58%	562
Total		100%	588

Minimum	Maximum	Mean	Std Deviation	Variance	Count
1.00	2.00	1.96	0.21	0.04	588

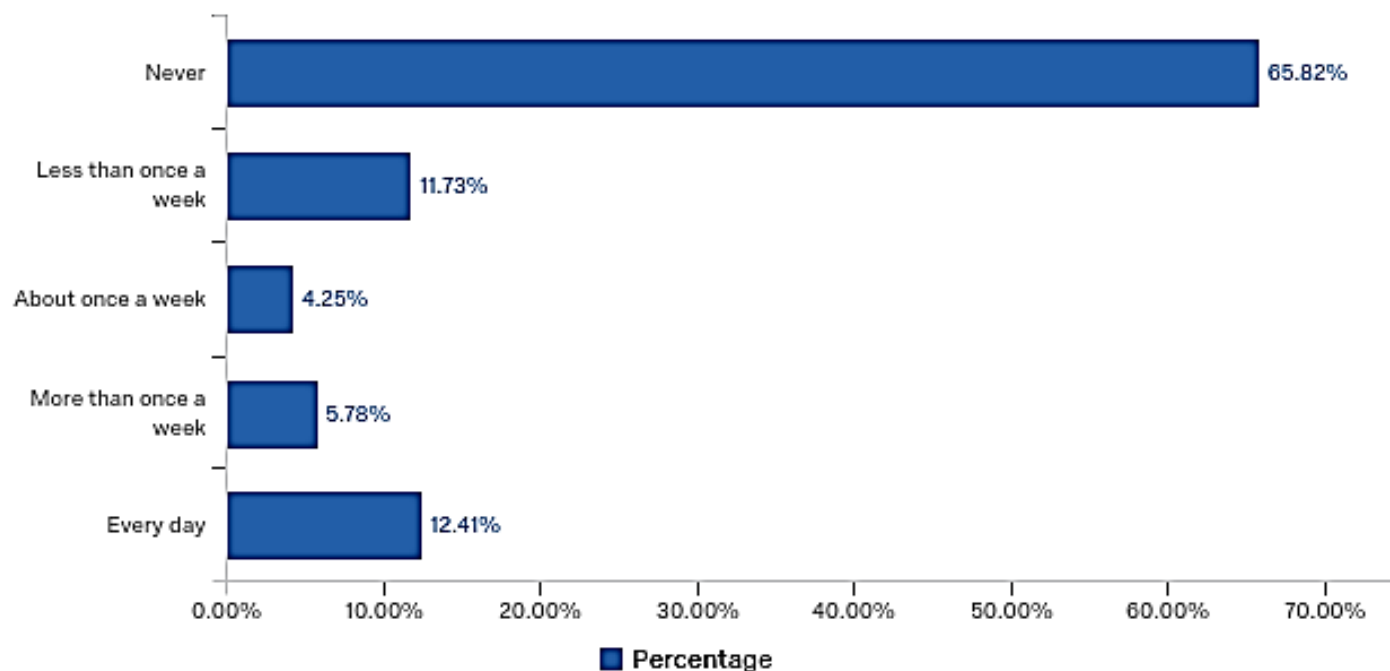
Q14 - Does a Madison Metro bus stop within four blocks of your residence?



#	Answer	%	Count
1	Yes	55.27%	325
2	No	41.84%	246
3	Not Sure	2.89%	17
	Total	100%	588

Minimum	Maximum	Mean	Std Deviation	Variance	Count
1.00	3.00	1.48	0.55	0.31	588

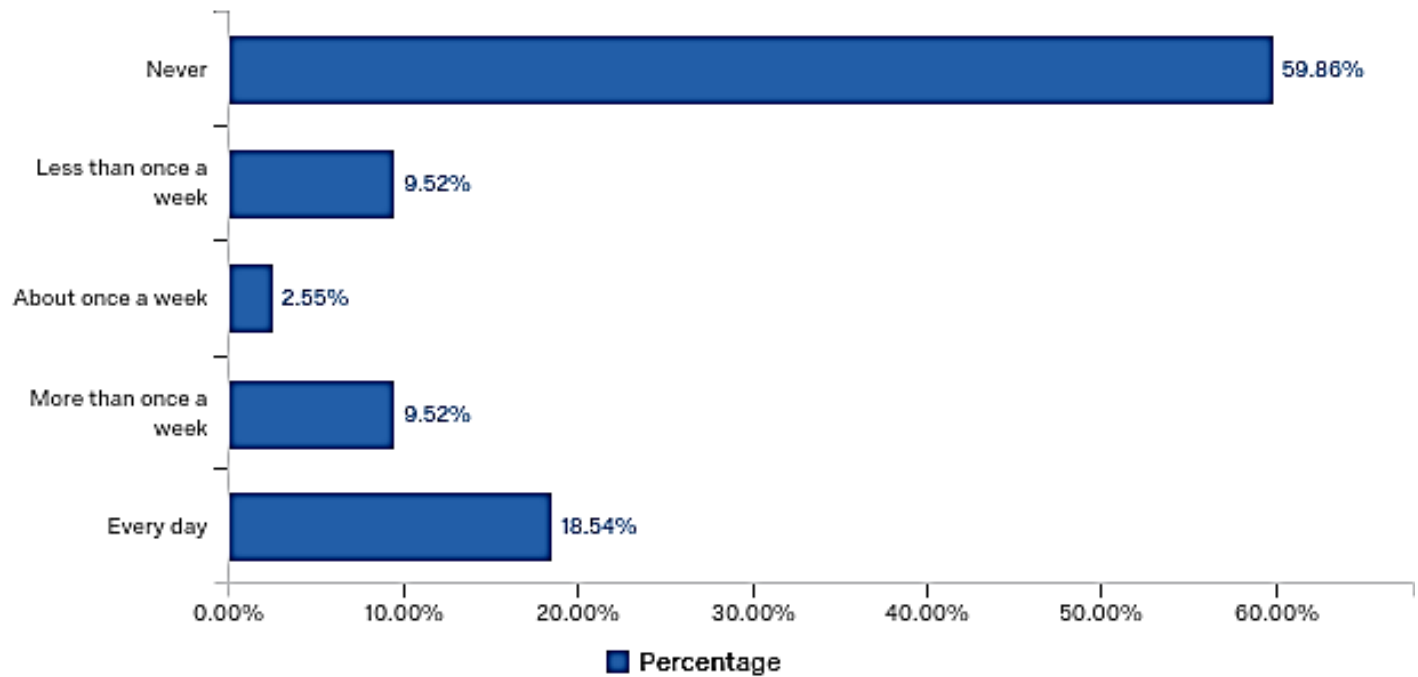
Q15 - During GOOD WEATHER how often, if ever, do you commute to campus by a Madison Metro bus?



#	Answer	%	Count
1	Never	65.82%	387
2	Less than once a week	11.73%	69
3	About once a week	4.25%	25
4	More than once a week	5.78%	34
5	Every day	12.41%	73
	Total	100%	588

Minimum	Maximum	Mean	Std Deviation	Variance	Count
1.00	5.00	1.87	1.43	2.03	588

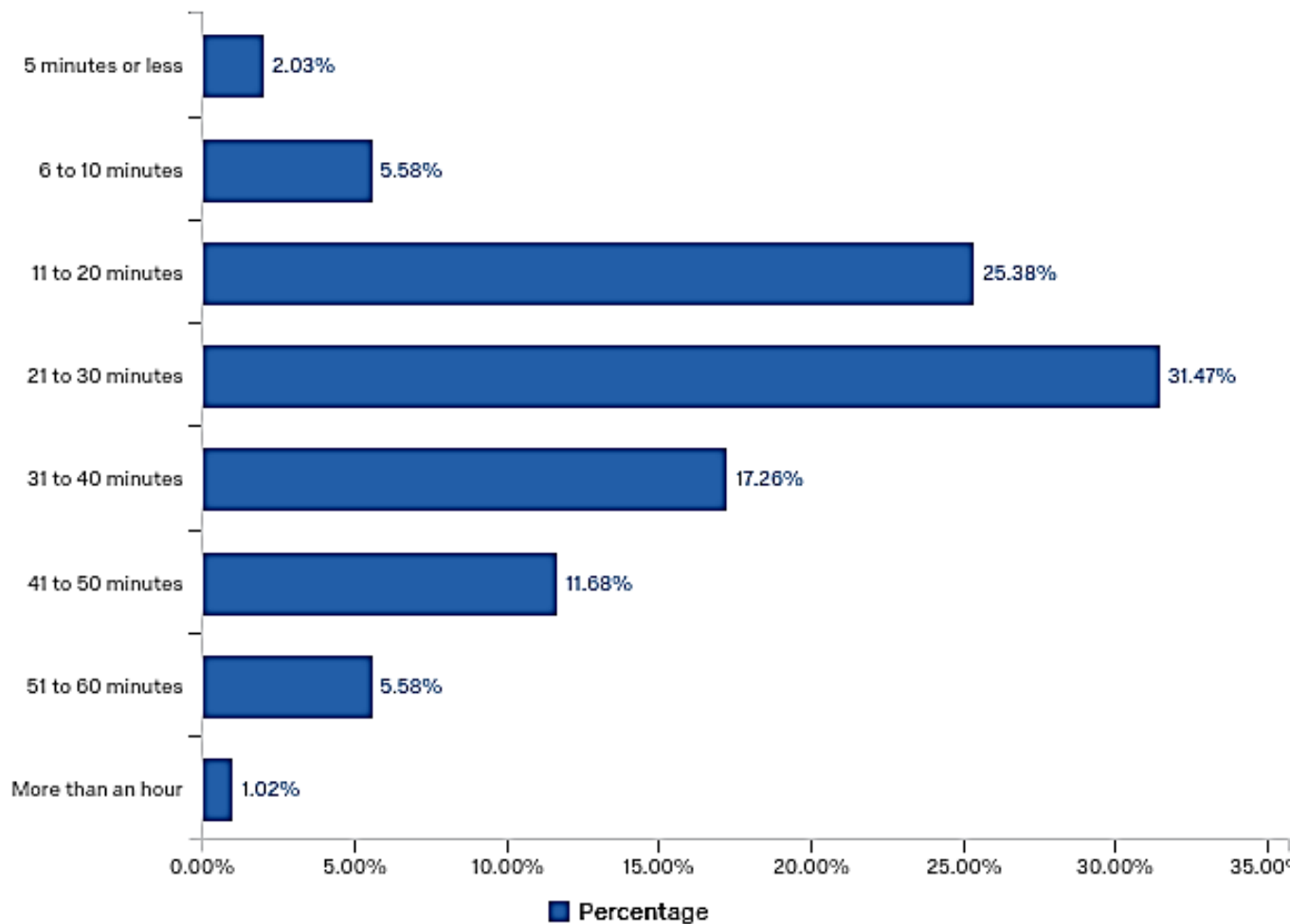
Q16 - During BAD WEATHER how often, if ever, do you commute to campus by a Madison Metro bus?



#	Answer	%	Count
1	Never	59.86%	352
2	Less than once a week	9.52%	56
3	About once a week	2.55%	15
4	More than once a week	9.52%	56
5	Every day	18.54%	109
	Total	100%	588

Minimum	Maximum	Mean	Std Deviation	Variance	Count
1.00	5.00	2.17	1.63	2.64	588

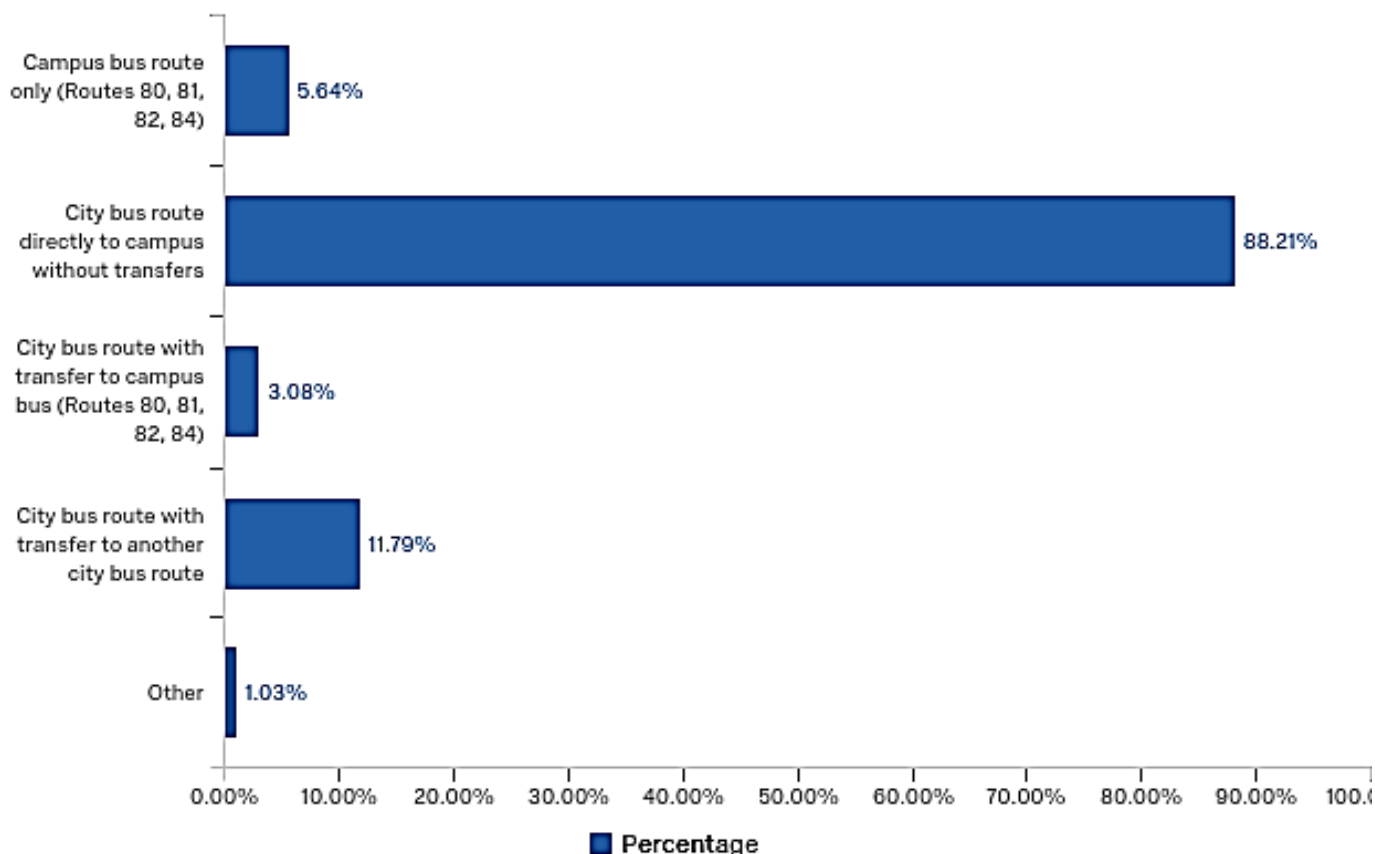
Q33 - What is the usual duration of your regular one-way bus trips to campus, including transfers?
Please select one.



#	Answer	%	Count
1	5 minutes or less	2.03%	4
2	6 to 10 minutes	5.58%	11
3	11 to 20 minutes	25.38%	50
4	21 to 30 minutes	31.47%	62
5	31 to 40 minutes	17.26%	34
6	41 to 50 minutes	11.68%	23
7	51 to 60 minutes	5.58%	11
8	More than an hour	1.02%	2
Total		100%	197

Minimum	Maximum	Mean	Std Deviation	Variance	Count
1.00	8.00	4.19	1.39	1.93	197

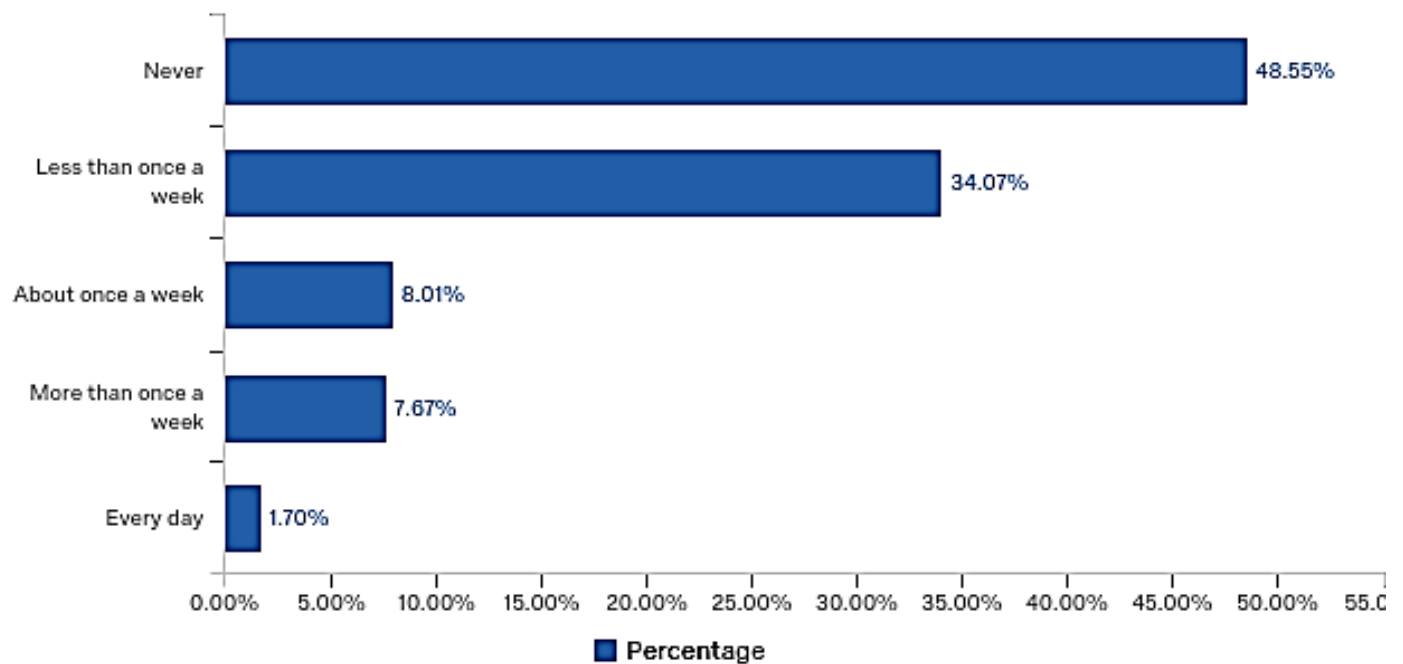
Q34 - Which statement best describes the bus trips you take to campus this semester? Check as many as apply.



#	Answer	%	Count
1	Campus bus route only (Routes 80, 81, 82, 84)	5.64%	11
2	City bus route directly to campus without transfers	88.21%	172
3	City bus route with transfer to campus bus (Routes 80, 81, 82, 84)	3.08%	6
4	City bus route with transfer to another city bus route	11.79%	23
5	Other	1.03%	2
	Total	100%	195

Q35 - If other, please specify

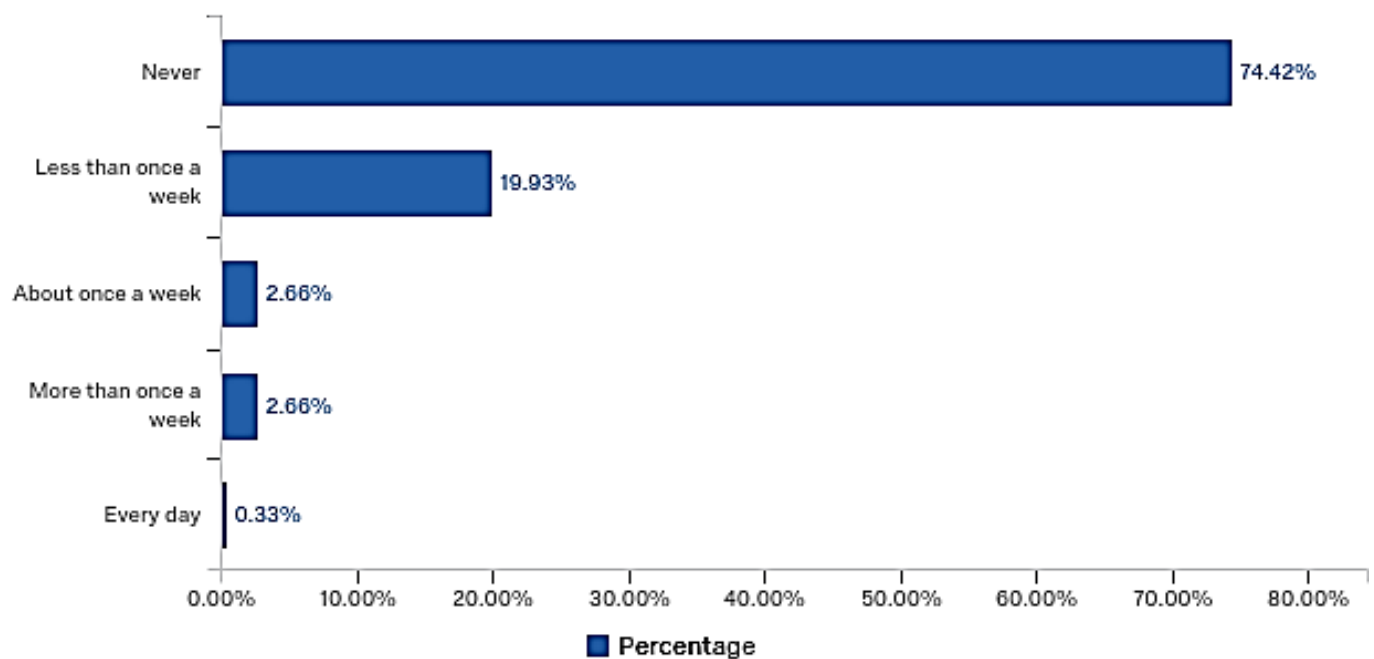
Q17 - How often, if ever, do you ride the campus bus (Routes 80, 81, 82, 84)?



#	Answer	%	Count
1	Never	48.55%	285
2	Less than once a week	34.07%	200
3	About once a week	8.01%	47
4	More than once a week	7.67%	45
5	Every day	1.70%	10
	Total	100%	587

Minimum	Maximum	Mean	Std Deviation	Variance	Count
1.00	5.00	1.80	0.99	0.99	587

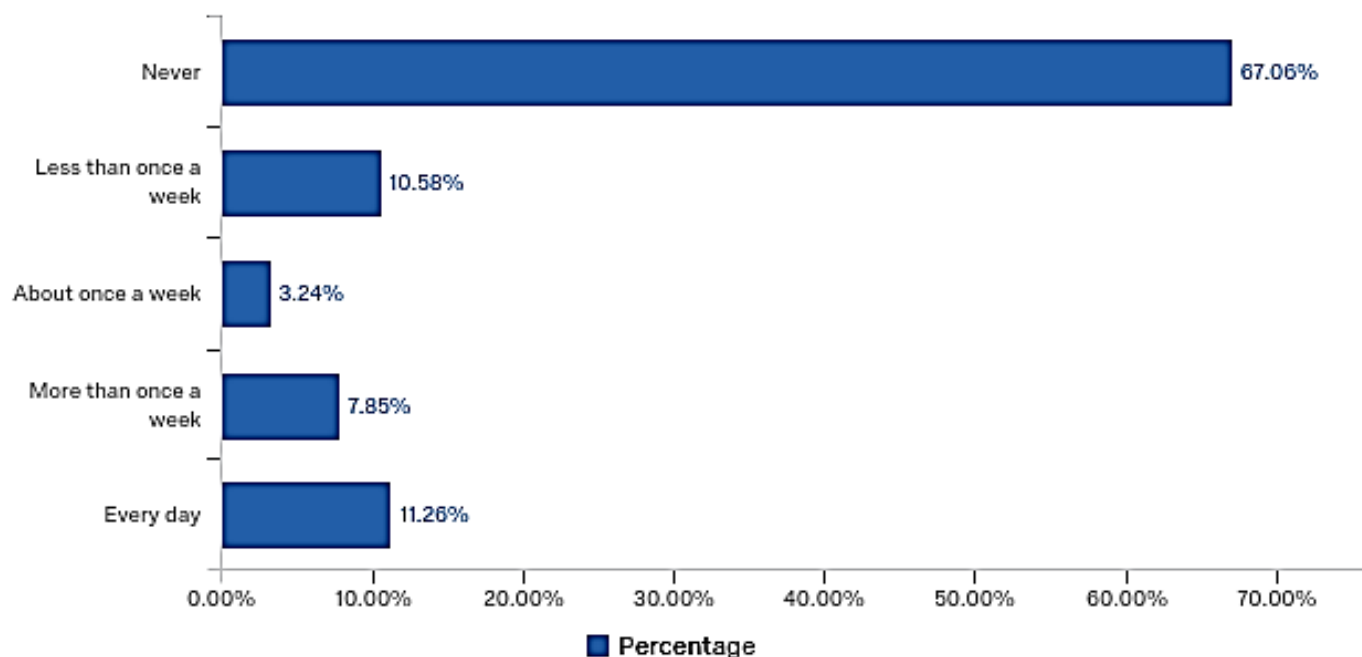
Q36 - How often, if ever, do you ride the campus bus AT NIGHT (Routes 80, 81, 82)?



#	Answer	%	Count
1	Never	74.42%	224
2	Less than once a week	19.93%	60
3	About once a week	2.66%	8
4	More than once a week	2.66%	8
5	Every day	0.33%	1
Total		100%	301

Field	Minimum	Maximum	Mean	Std Deviation	Variance	Count
How often, if ever, do you ride the campus bus AT NIGHT (Routes 80, 81, 82)?	1.00	5.00	1.35	0.69	0.48	301

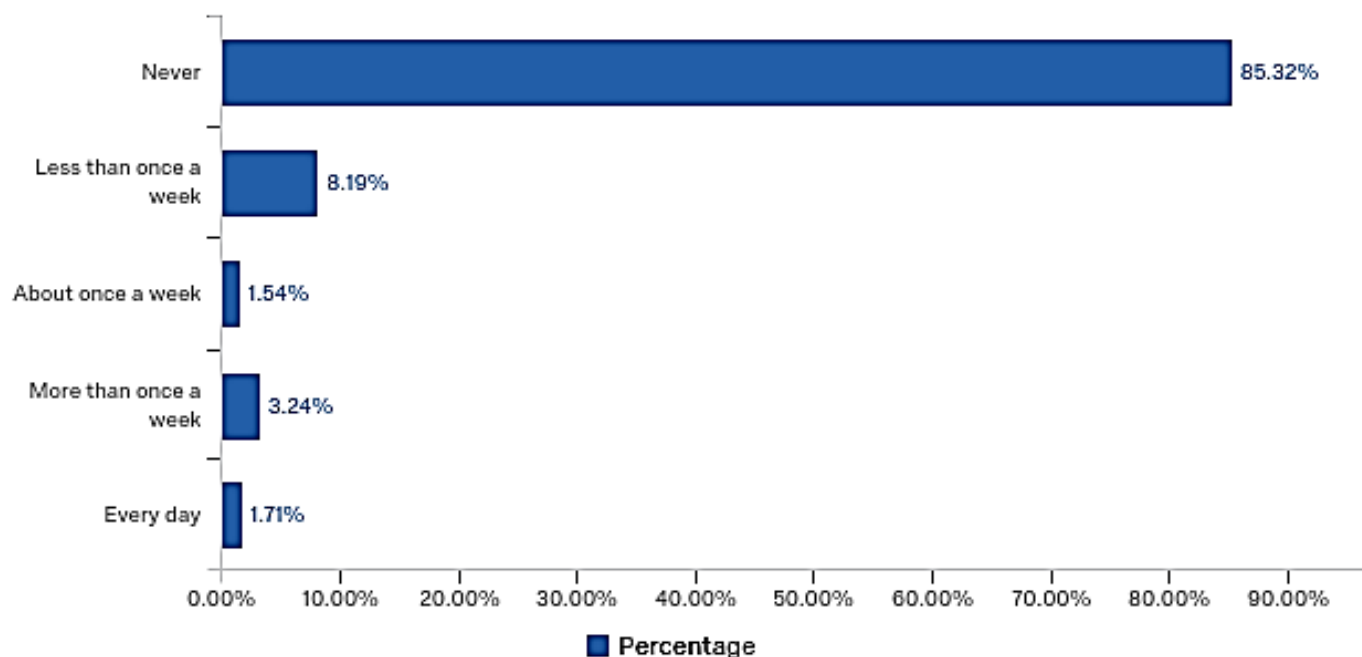
Q18 - How often, if ever, do you bicycle to campus in GOOD WEATHER?



#	Answer	%	Count
1	Never	67.06%	393
2	Less than once a week	10.58%	62
3	About once a week	3.24%	19
4	More than once a week	7.85%	46
5	Every day	11.26%	66
	Total	100%	586

Minimum	Maximum	Mean	Std Deviation	Variance	Count
1.00	5.00	1.86	1.42	2.01	586

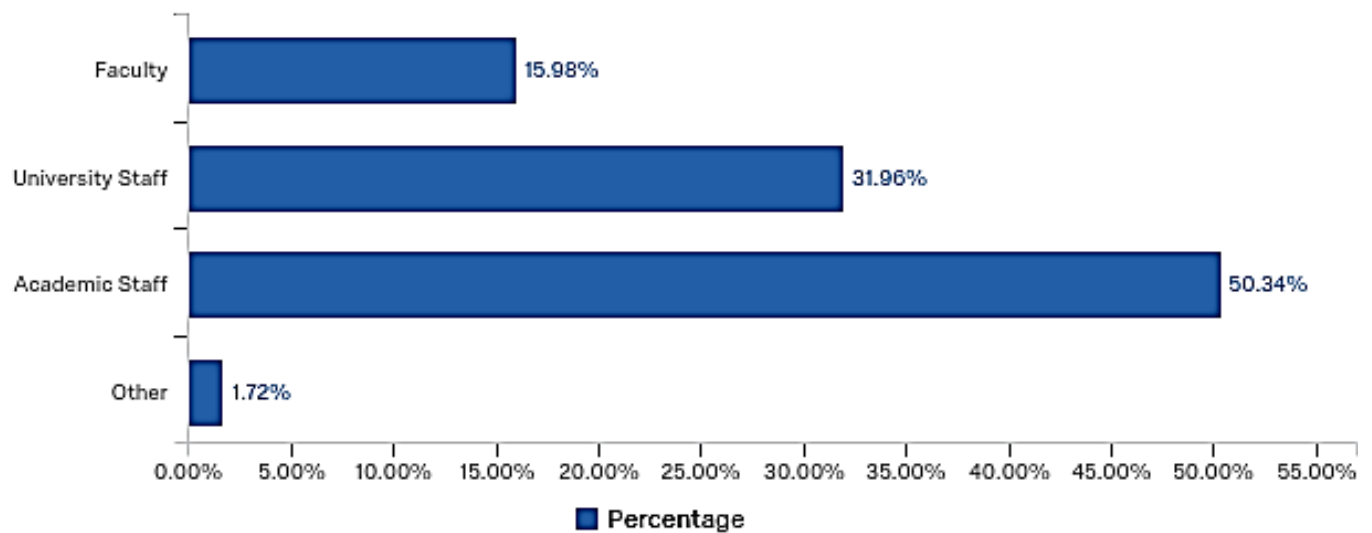
Q19 - How often, if ever, do you bicycle to campus in BAD WEATHER?



#	Answer	%	Count
1	Never	85.32%	500
2	Less than once a week	8.19%	48
3	About once a week	1.54%	9
4	More than once a week	3.24%	19
5	Every day	1.71%	10
	Total	100%	586

Minimum	Maximum	Mean	Std Deviation	Variance	Count
1.00	5.00	1.28	0.79	0.63	586

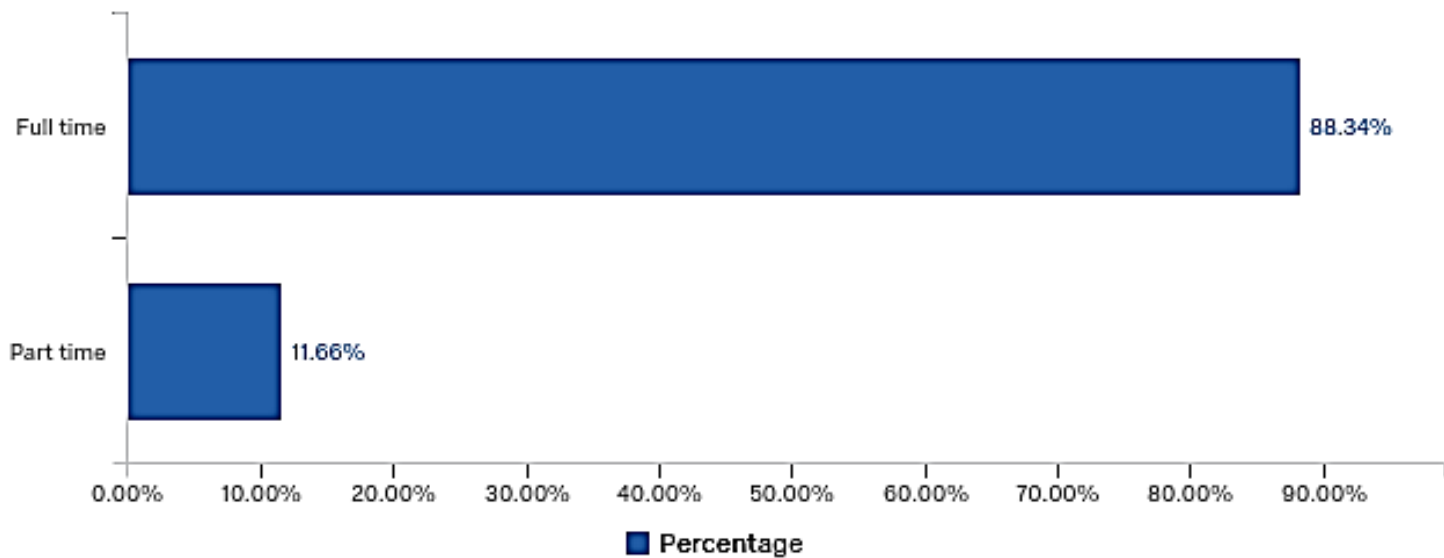
Q20 - What is your university classification?



#	Answer	%	Count
1	Faculty	15.98%	93
2	University Staff	31.96%	186
3	Academic Staff	50.34%	293
4	Other	1.72%	10
	Total	100%	582

Field	Minimum	Maximum	Mean	Std Deviation	Variance	Count
What is your university classification?	1.00	4.00	2.38	0.77	0.59	582

Q21 - What is your employment status with the university?



#	Answer	%	Count
1	Full time	88.34%	515
2	Part time	11.66%	68
	Total	100%	583

Minimum	Maximum	Mean	Std Deviation	Variance	Count
1.00	2.00	1.12	0.32	0.10	583

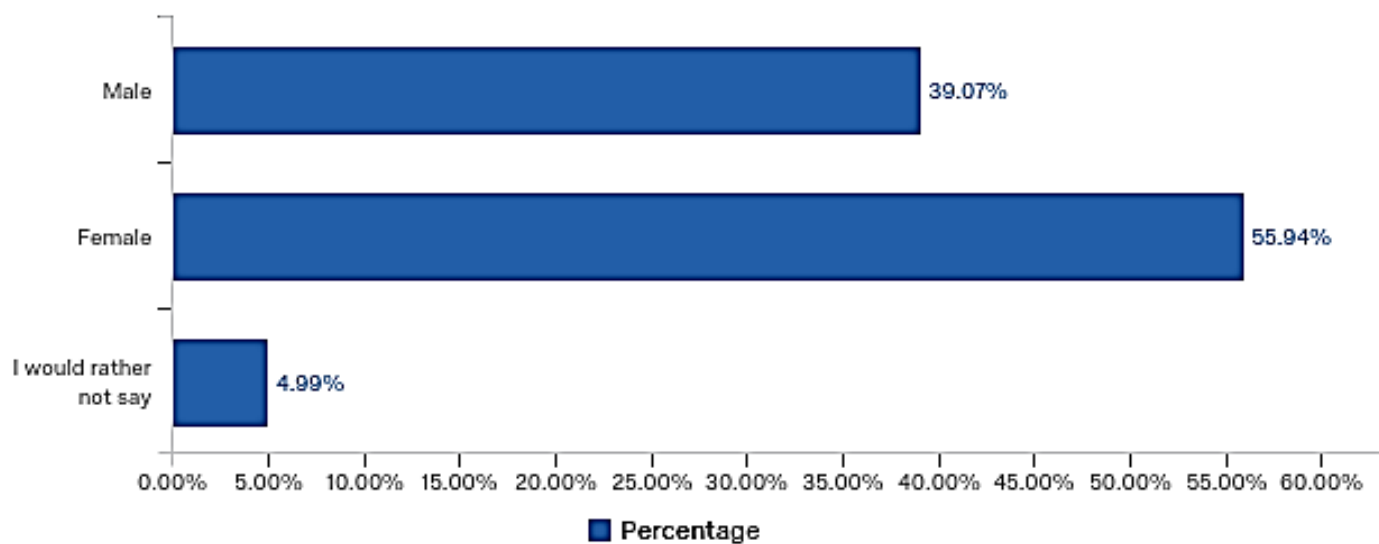
Q37 - If part time, please specify %

70
60
85
80
10
50
10
60

81
75
20
40
62
33
50
60
It
5
80
10
50
67
20
80
80
10
80
50
60
66
50
50
50
65
50
25
60
50

80
80
50
40
50
37
70
50
90
60
50
50
25
50
40
10
90
5
50
80
25
50
90
65
60
60
25

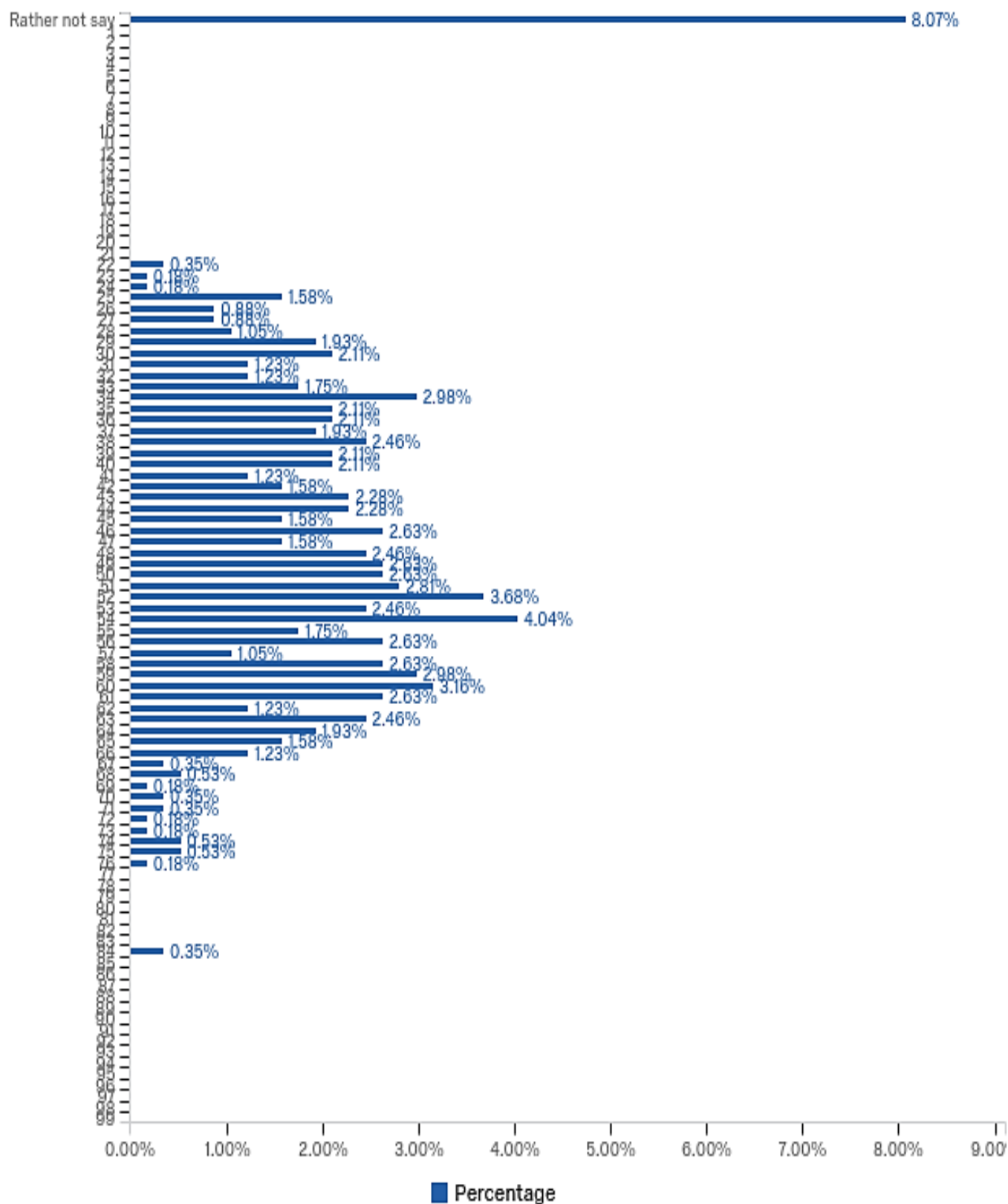
Q22 - What is your sex?



#	Answer	%	Count
1	Male	39.07%	227
2	Female	55.94%	325
3	I would rather not say	4.99%	29
	Total	100%	581

Field	Minimum	Maximum	Mean	Std Deviation	Variance	Count
What is your sex?	1.00	3.00	1.66	0.57	0.32	581

Q23 - What is your age?



#	Answer	%	Count
1	Rather not say	8.07%	46
2	1	0.00%	0
3	2	0.00%	0
4	3	0.00%	0
5	4	0.00%	0
6	5	0.00%	0
7	6	0.00%	0
8	7	0.00%	0
9	8	0.00%	0
10	9	0.00%	0
11	10	0.00%	0
12	11	0.00%	0
13	12	0.00%	0
14	13	0.00%	0
15	14	0.00%	0
16	15	0.00%	0
17	16	0.00%	0
18	17	0.00%	0
19	18	0.00%	0
20	19	0.00%	0
21	20	0.00%	0
22	21	0.00%	0
23	22	0.35%	2
24	23	0.18%	1
25	24	0.18%	1
26	25	1.58%	9
27	26	0.88%	5
28	27	0.88%	5
29	28	1.05%	6
30	29	1.93%	11

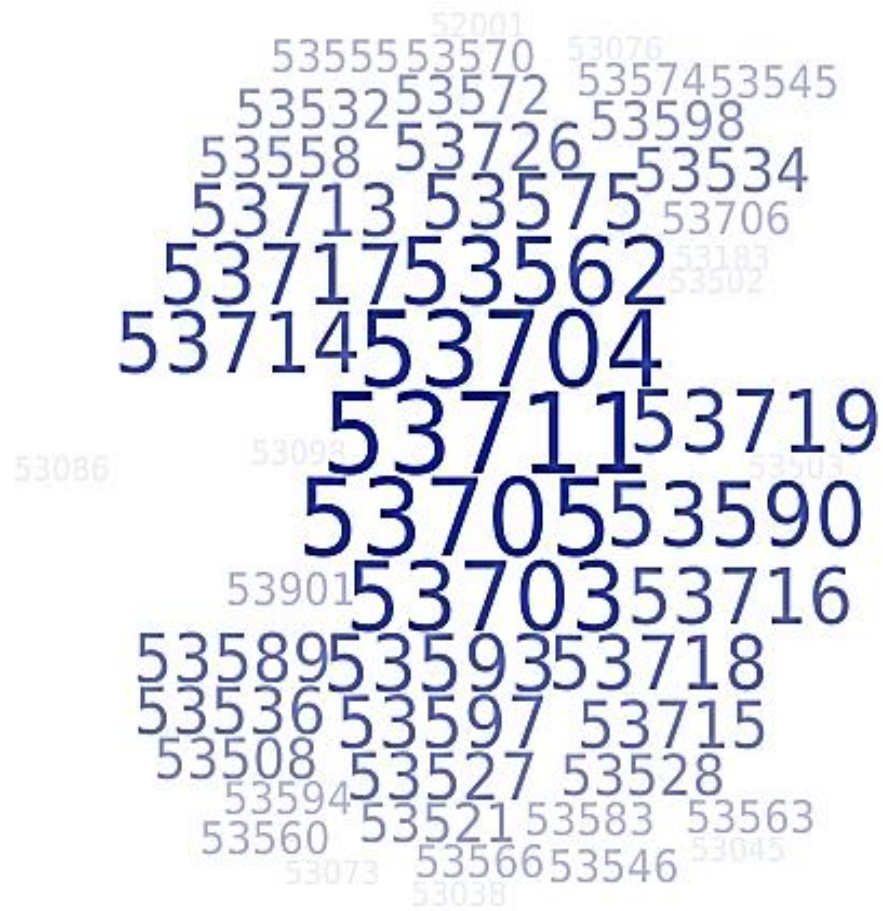
31	30	2.11%	12
32	31	1.23%	7
33	32	1.23%	7
34	33	1.75%	10
35	34	2.98%	17
36	35	2.11%	12
37	36	2.11%	12
38	37	1.93%	11
39	38	2.46%	14
40	39	2.11%	12
41	40	2.11%	12
42	41	1.23%	7
43	42	1.58%	9
44	43	2.28%	13
45	44	2.28%	13
46	45	1.58%	9
47	46	2.63%	15
48	47	1.58%	9
49	48	2.46%	14
50	49	2.63%	15
51	50	2.63%	15
52	51	2.81%	16
53	52	3.68%	21
54	53	2.46%	14
55	54	4.04%	23
56	55	1.75%	10
57	56	2.63%	15
58	57	1.05%	6
59	58	2.63%	15
60	59	2.98%	17
61	60	3.16%	18

62	61	2.63%	15
63	62	1.23%	7
64	63	2.46%	14
65	64	1.93%	11
66	65	1.58%	9
67	66	1.23%	7
68	67	0.35%	2
69	68	0.53%	3
70	69	0.18%	1
71	70	0.35%	2
72	71	0.35%	2
73	72	0.18%	1
74	73	0.18%	1
75	74	0.53%	3
76	75	0.53%	3
77	76	0.18%	1
78	77	0.00%	0
79	78	0.00%	0
80	79	0.00%	0
81	80	0.00%	0
82	81	0.00%	0
83	82	0.00%	0
84	83	0.00%	0
85	84	0.35%	2
86	85	0.00%	0
87	86	0.00%	0
88	87	0.00%	0
89	88	0.00%	0
90	89	0.00%	0
91	90	0.00%	0
92	91	0.00%	0

93	92	0.00%	0
94	93	0.00%	0
95	94	0.00%	0
96	95	0.00%	0
97	96	0.00%	0
98	97	0.00%	0
99	98	0.00%	0
100	99	0.00%	0
Total		100%	570

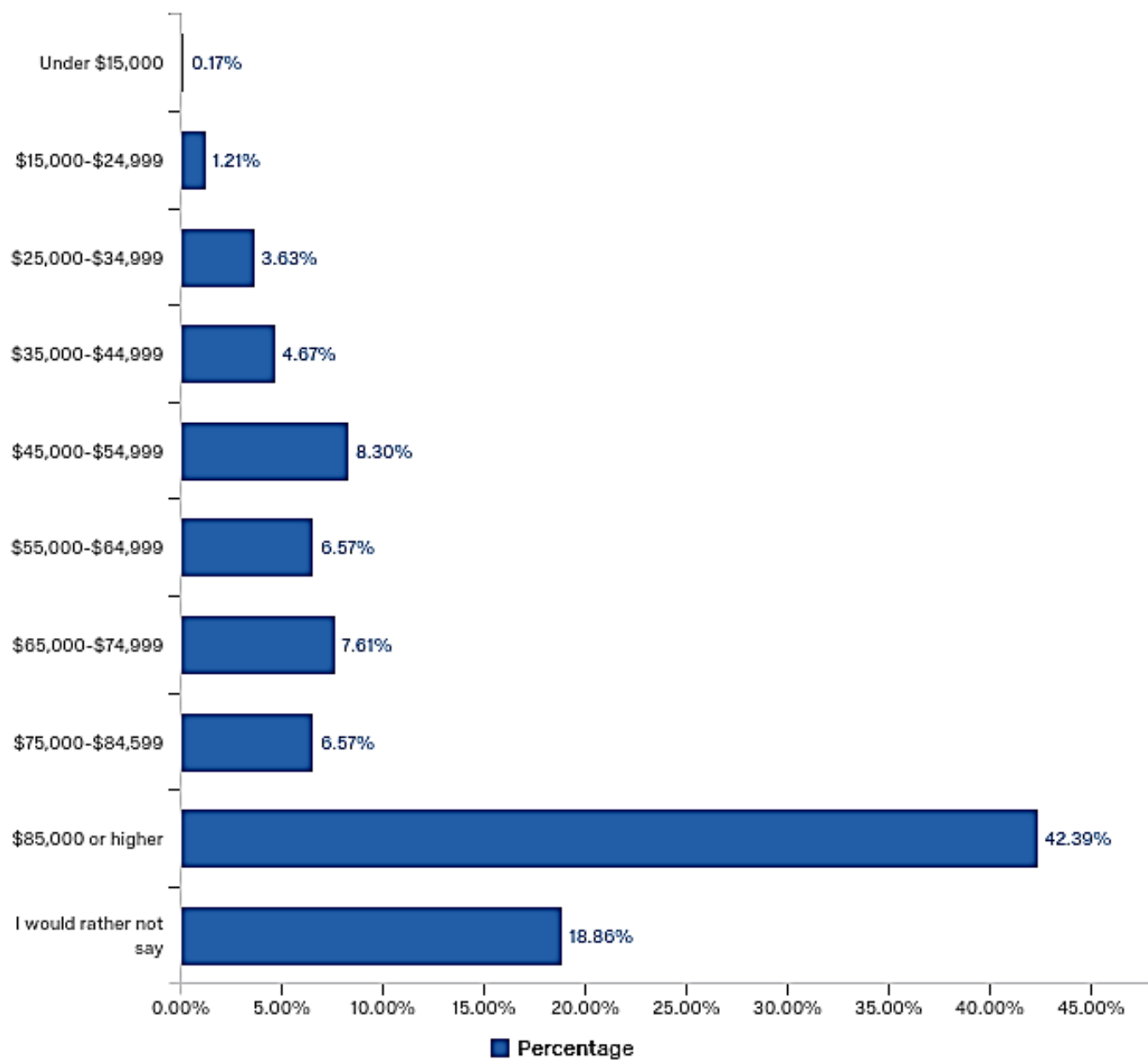
Field	Minimum	Maximum	Mean	Std Deviation	Variance	Count
What is your age?	1.00	85.00	44.98	17.56	308.25	570

Q24 - What is your home zip code?



Zip Code	Total	Zip Code	Total	Zip Code	Total
53711	88	53521	3	53183	1
53705	69	53532	3	53502	1
53704	63	53572	3	53503	1
53703	37	53598	3	53504	1
53562	33	53545	2	53515	1
53590	26	53546	2	53516	1
53719	22	53555	2	53523	1
53714	20	53560	2	53529	1
53717	18	53563	2	53531	1
53593	13	53566	2	53543	1
53575	12	53570	2	53551	1
53716	12	53574	2	53561	1
53718	10	53583	2	53582	1
53597	9	53594	2	53904	1
53713	9	53706	2	53916	1
53589	7	53901	2	53923	1
53527	6	537	1	53954	1
53536	6	52001	1	53963	1
53715	6	53038	1	54235	1
53726	6	53045	1	54634	1
53534	5	53073	1	54704	1
53508	4	53076	1	55555	1
53528	4	53086	1		
53558	4	53098	1		
				Grand Total	555

Q25 - What is your household income?



#	Answer	%	Count
1	Under \$15,000	0.17%	1
2	\$15,000-\$24,999	1.21%	7
3	\$25,000-\$34,999	3.63%	21
4	\$35,000-\$44,999	4.67%	27
5	\$45,000-\$54,999	8.30%	48
6	\$55,000-\$64,999	6.57%	38
7	\$65,000-\$74,999	7.61%	44
8	\$75,000-\$84,599	6.57%	38
9	\$85,000 or higher	42.39%	245
10	I would rather not say	18.86%	109
Total		100%	578

Minimum	Maximum	Mean	Std Deviation	Variance	Count
1.00	10.00	7.89	2.10	4.43	578

Q26 - Please provide any questions or comments regarding the survey.



Please provide any questions or comments regarding the survey.

My schedule varies, so when I drive during rush hour it takes me 30 minutes, my bike takes 35 minutes, the bus takes 40-45 minutes. When I drive before or after rush hour, I can get to work in 10-15 minutes in good weather. Bike and bus times are the same regardless of when I travel. In the winter, it can take me an hour by car, and about the same on the bus - I don't ride my bike in the winter. I also like to have my car some days so that I can run errands on the west side since I work on the far west end of campus and live on the east side.

I flex park and was placed in a location that takes 15 minutes to walk to my place of work. (lake st to memorial union). I look for alternative parking, but struggle much of the time. The bus takes 10 minutes to walk to my office. It would be great to see areas that are more difficult to get to have a little problem solving done on them. (these times are based on working in an office lakeside in memorial union, so having to walk all the way around the building).

The construction at the hospital has been extremely problematic for bussing over the last TWO years. There seems to be little thought to the safety and convenience for bus riders in planning the construction sites on both sides of the hospital. Sidewalks are closed routinely with no safe passage across the street.

Need more money to survive.

The bus pass is invaluable to me. I recently moved 1/2 hour outside of Madison, and am trying to commute by bus. Previously I lived close to campus, and biked in good weather, and took the bus in bad. The university's support of bus, bike, and other non-car options is commended and should be continued.

I think it's vital that Transportation Services take a fiduciary responsibility in optimizing the income it generates from sports parking. I live four blocks from Camp Randall. My neighbors charge \$20-30 for a parking space on football Saturdays. In contrast, Transportation Services gets \$9/space from Bucky. What's up with that? Why does Transportation Services feel it's OK to subsidize Barry? Parking is TS's main source of income--why do you give it away so cheaply to the rich people who go to football games?

It would be nice to see more enforcement officers after 4 pm. Would also like to see more vehicles get towed for violations. constantly see lots of handicap violations. transportation staff hesitant and slow to respond a lot of the time.
I live on the East side and could take a bus to work 3 days a week. However, since autism services are only provided on the West side of town, I need to pick up my daughter on the far west side by 6 pm 2 days a week. This makes it imperative that I drive to work on those days. I am a single mother with no one to help and am already paying \$23 twice a week to cab her across town to the after school autism services . It is more expensive to buy a flex pass and park 2 days a week then to buy a full parking pass. It would be nice if there were options that took into consideration that different things happen on different days of the week. Something like a M_W_F pass with a flex option. The attitude that parking on campus is an unnecessary luxury, and therefore you can charge us \$1000/year, is really annoying.
I am a rehired annuitant and only go to campus periodically for meetings..otherwise I teach on line from home. So my data here doesn't reflect my transportation issues.
None on the survey but the limits on parking during athletic events need to be rethought. As a Dean?Director I have numerous campus events that I need to attend that conflict with basketball/hockey/football games. To be denied access to my Lot during those times makes it harder to conduct official University Business. Very disappointing and aggravating that a great University would put athletics and fee revenue ahead of academics.
I do not have a comment
Parking costs are out of control! Parking costs go up every year but never the salary. Most of state employees can't even keep up with the cost of living.
Good survey because it covered most of the options to get to campus. Really would like to have Madison Metro Bus come out to Sun Prairie and bus us to campus!
Survey is fine. Would like to comment that I've called Parking a few times in the last year to ask questions (NOT to complain about tickets, etc.). Everyone I've talked to on the phone has been unhelpful and unfriendly. I am polite on the phone, and they were not.
I have two young kids that I have to get to daycare and school in the morning. That makes alternative transportation options more prohibitive when I have to get to work at a certain time.
I use to drive into Madison and then ride my bike to campus. I hope to return to this within the next two years. Also, I am considering an electrical vehicle and having charging stations available on campus could influence my decision.
I have physical limitations and a very flexible work schedule. Much of this survey didn't seem to take any of this into account.
Faculty transportation to campus is incredibly varied and this survey does not capture that. I work at home or I am in the field with research or working with agencies about 75% of the time. There are weeks I am at campus full days in a row, and other weeks I am not on campus at all if I am working at home, or out in the field with research or working in agencies. So not sure if there should be a question that is "How many days on average per month do you work on campus?" or something like that. Then, when I am on campus, the times I arrive and leave are quite varied as well.
Ranking system for access to parking lots needs much more transparency. Clear rules about what goes into score and where one is on the list. These should be publicly available.
Combo options would be nice. For example I drive to downtown, but then walk a half mile or so to get on campus.
Am an University Affiliate, work for WHS.
I love the cheap bus pass
I live 65 miles from campus so many of the questions were not particularly relevant. Until we have a state government that invests in mass transit, my need to drive to and from work won't change.
This was a strangely arranged survey. In general I ride together to and from work with a colleague (not an arranged car pool service) when our schedules mesh, otherwise we drive separately. It really has nothing to do with the weather.
This survey does not address any potential issues for periodic weekend needs on campus - which are SEVERELY affected by selling off our parking when there is a game in town.
The transportation services should increase the regular handicap parking spots. The recent trend has been to decrease the regular and the UW handicap parking spots.
You might ask how long it takes to get to campus by bus. Or try to understand why people do not take public transportation. In my own case, to go 3.2 miles, on an average day, I have to allow almost one hour to get to campus during the day. I have to allow much more than that when I return at night. I can reach a parking spot in 7 to nine

minutes, rain or shine. I love to ride my bicycle, but the bike route I would use amounts to a regular street with signs on it that say something like "bike route." The streets are often too narrow for two cars to pass, but they are still two way streets, and a bicycle is a sitting duck for motorists who are distracted or impaired. I can walk to my workplace in less than an hour, which I have done, and it is a sure thing at all times, but to be honest after working into the evening I do not want to walk for an hour and then make dinner. Public options are terrible choices in Madison. Bus on campus is not much better. The buses do not run often enough to make it worth my time to wait for one. I used to use them, but they can be overcrowded and just zip right past you. And it is very difficult to bear the condescension and rudeness of many of the bus drivers toward foreign students especially. Years ago, I once made the mistake of saying something to a driver, and I will not do that again. I ride once a year and then remember why I do not ride the bus on campus. Plus, over time the bus is not as dependable or fast as walking across campus. I can be at the Capital in 15 minutes walking from the west side of campus, or I can sit and wait 15 minutes or more for a bus to come. Not a hard decision at all to avoid the bus, although if I was disabled I guess I would have no choice. I find that brisk hike up Bascom Hill to be great exercise, and a more efficient use of my time as well. Seems like these are not things that you are going to discover or gain understanding of, based on your survey.

Given the number of assaults on campus, my evening work, and my gender and age, I am not comfortable standing alone waiting for a bus on the west campus and west transfer point. Please take into account the safety of individuals, as well as other considerations.

What started this?

Why were there questions regarding gender, age, and income? How does this help the survey?

The survey is fine. My main comment that I hope the transportation department thinks about relates to disabled parking on campus. The overall switch to UW (versus WI) disabled parking permits has made it much harder for disabled people to visit campus. This was something that was very appealing when I first started working here, and now it is not.

Occasionally use emeritus pass, about 10 times last year

none

I am a physician. We work varied hours 24/7. Parking is more expensive than any other place I have worked. Regular parking here is twice as expensive as a reserved parking space at my former University Hospital. you have to hike a mile to get to the hospital from any of the available lots. You try to close lots for badger games but we work! This is not fair considering the \$\$\$ we have to pay. Also, why does the money go to the Athletic Department? Parking is one of the (many) HUGE dissatisfiers for working at UW.

It would be interesting to see a question about how far one walks from the assigned parking lot or bus stop to place of work. You might be surprised. I walk about a half mile from my stop.

Would love to see if there is more frequent Buses on campus, and also more express Buses to other UW Hospital eg: UW Hospital at American Center

You may want to toss my survey as I'm a retired Professor Emeritus. I live in Sturgeon Bay, WI; however, I have active projects with UW-Madison faculty and face-to-face consultations occasionally warrant the drive to Madison and the need to park on campus for a day or two. When I first retired there was a system in place that facilitated such interactions. I understand that system was abused. Then, that system was changed to something so onerous that I stopped all interactions with colleagues because there was no (in my opinion) reasonable way to park without stops at three different locations. Now, as I understand, there may be a new system that my Emeritus colleagues say is fair and reasonable. Some/most/a few Emeritus faculty are an untapped source of expertise—even free labor. Many Emeritus faculty continue to live in Madison, some outside Madison and for those of us outside Madison, we appreciate a temporary parking system that allows us to be on campus for a day or two two or three or four times a year. Cost is not an issue.

Please keep the Madison Metro bus pass affordable at the current rate. Also, why were the short term parking meters removed for meters to be paid with a smart phone. I don't have a cell phone and this parking is not helpful for me or my elderly UW alumni family members trying to visit campus.

if the metrobus ran until 1am, I would use it more consistently.

Should be asking whether or not respondent uses campus parking lot, or if would if could.

For many years of my state and UW service I used Madison metro and carpooling options. My work and home location changed which made taking the bus more time consuming, adding about an hour of additional time away from home

each day, which led to my decision to drive these last 5 or so years.
I would love to take the bus more often, but I am NOT a morning person, and where I live there's really only one bus line that's reasonable to take, so if I miss my intended bus, the wait is between 15 and 30 minutes for the next one in the mornings.
I am considering using bus and bicycle travel as alternatives to automobile.
My boss requires me to drive my car to campus, in order to have it available for work.
In regard to the parking ramp that I park in (Lot 46), it is very inconvenient to pay over \$1,050 a year to come to work and to have to deal with less parking due to the additional public parking that has been now available to the public for the past few years. It is also annoying to get stuck behind a public driver who drives 5 miles or less an hour throughout the entire 4-5 floors thinking they are going to find a spot (with others lined up behind them), where it is clear that they most likely will NOT find parking on any lower levels and are holding up the rest of us. What is actually the MOST annoying is to be kicked out of Lot 46 on days for WIAA events for 3 days each WIAA event. If we employees did not pay an arm and a leg just to come to work (some of us do NOT live in an area that has Madison Metro), I would understand this more, but putting us down in Lot 20 and/or lot 17 (not convenient, nor close at all to any employee on the east side of Bascom), is not convenient to lot-paying employees of the university. Those are my two frustrations. Thank you for reading.
the construction around west campus makes morning and night commutes long the need for me to be on west campus and travel to east medical campus and central campus and leave to go home from those places makes it hard not to use a personal vehicle there are no bus routes close to where I live that would get me to campus and home within an hour due to the transfers and walks between places the security and safety of biking from where I live I feel is too dangerous as I need to use an electric bike due to knee and hip problems campus buses are often overcrowded and dirty
I work at the Arlington Ag Research Station. No buses this way and my hours during harvest
I don't actually work on Campus; my university office is in a rented building down Monroe St. My hours are often variable, because I sometimes have evening events. A city bus does stop within 4 blocks of my house, but I said no to the question because the bus comes to my edge-of-city neighborhood only twice in the early morning and twice in the late afternoon; really, it's more of a school bus for East High.
While I live in Stoughton, my 80 year old Mother lives in Madison and I frequently stop by her house, or drive her to medical appts before or after work. This is my version of "car pooling."
My response looks like I drive alone because I don't carpool with employees, but I do have and need my car available because I bring my children to school and pick them up they are in daycare, there are not school busses for that. I hope that is a consideration in pricing structure that it can take a toll on families trying to get by.
I have a physical disability that makes it difficult to use certain forms of transportation.
you need to understand we do not take a bus because they do not run during our shift
I would really like an electric charger installed near our facility (Wisconsin State Laboratory of Hygiene on Agriculture Dr). There are many workers out here now and one of the lab's vehicles is a Chevy Volt but they have no place to charge it. I own a PEV and would love to charge it during work. That said, some of the charging stations on campus are quite expensive to charge. It's cheaper for me to run my Chevy Volt on gasoline than pay to charge it.
Madison Metro needs to add extra buses on busy routes (Route 14 and Route 15) during am and pm campus employee commuting times. These buses have been standing room only for the last 5 months. Thank you.
We loved commuting to work by bus in years past but with a child to drop off at day care and the Madison Metro routes taking soooo long to stop at a transfer station and go all around the Capitol, it's not feasible. Madison Metro should add express routes to downtown/campus from the North side.
Why did you need to know someone's income, when the survey was about parking?
Confused what option to choose for a carpool with a spouse who is also a UW employee. I have a flex pass, he has a paid permit. It offers flexibility with children to be able to get home to them in emergency, or need. Can't count on a 50 mn bus ride for that - He also teaches some classes at night so we need that flexibility as well. Wish we had the option to FLEX where we use the PAID permit. He works at the NAT(lot 62) I work on Lake Street (lot 46). So if he bikes in, I still have to pay for parking. Or if we want to keep the car by me for ease of leaving at the end of the day, I still have to pay for parking. We'd probably car pool more if we could FLEX where we use the paid pass. PS - not on this survey, but please take a look at the egress options at 5-6pm when 46 is being used for public parking. When Transportation Cars block an

exit lane with their car for taking parking fees, it can cause major back ups in the garage of workers trying to leave, which ends of spilling out into Lake Street. THX
Who can you talk to directly about getting in a certain parking lot on campus because of your daily job task(s) at the WSB.
The cost of campus parking is too high.
I would love an option to get to carpool etc, but I work in athletics and I travel with one of the teams so I have to have parking near the Field House because of coming and going from our trips. My work day varies as well depending on the length of practices.
I would love to ride my bike to campus but would need access to a shower to do so.
I was just wondering why the price for parking permit increases so often. We as UW employees may be among very few that pay such high prices for driving to work.
Cant carpool or bus due to variable schedule
Have someone operate a light rail between Black Earth and Campus. I'm sure that'll be easy to get that project going - Wisconsin's government loves trains.
You should ask how long does it take when school is in session or out. That cuts my commute more significantly than the weather. Also, I expect to carpool once my child is no longer needing pick-up for after school care at a different location than I start my commuting.
Apart from a few dicey intersections (e.g. Park&University, University&Babcock Dr) it is a very nice biking environment.
I love my bus pass! I liked it better when it was free but it is still a wonderful thing and I really appreciate it. I used to pay for parking and drive to campus but for the last 8 years, I have taken the bus. I only drive (and pay for parking) when I teach a night class.
I utilize the park and ride only coming to campus. I use the metro bus leaving campus. The shuttle times are not convenient when I leave campus at 3:30.
I hate the new Lot 75 exit situation. There should be a lane dedicated to just the permit holders AND a lane just for them. The lane that does take you to the exit gate should have been widened to allow more cars to get in line for exit. as it is, cars have to wait until they are about the 2nd or 3rd car from the exit gate before they can select which terminal to go through. I realize there is construction, but this is not a construction related situation. Depending on when you leave, you could be in "traffic" wrapping up several floors of the ramp. Not very well thought out.
I am completing the survey based on past practice, but next year I intend to ride the bus more often (and drive my car less often).
I drive because I also do off-campus preschool dropoff/pickup for my child. My husband also works at UW and he commutes by bicycle most days. We do not own an electric vehicle currently, but want to purchase one and would be more likely to do so if there were a charging station in the campus garage where I park.
Bicycle access, bicycle parking, pedestrian walkways, and in particular lighted paths for both cycling and walking are of great importance to me as a long-time employee of UW Madison. Please keep these things in mind as you plan for transportation needs in the future. Thank you.
It is hard to get to campus by bus on the rare occasion that I need to work a weekend.
I walk, bike, and take the bus to campus. I also use Zip Car through the university's partnership for occasional errands from campus. Glad to have so many options!
I think people would be more willing to answer the age question if the answers were in blocks of ages instead of exact. That's what I learned in survey design class... but maybe exact is needed. Best wishes and thanks for asking.
This survey doesn't account for those of us who work at the University but not on campus. Also it doesn't ask about why we drive instead of walk or bike. In this office we need to have our vehicle available because we travel to various clinics or for meetings that take place at other locations. I do not think this survey reflects a true picture of why some of us HAVE to drive. Using the campus bus is not an option when visits to clinics is required as part of our job.
The only reason I drive every day is because I have to pickup kids at a nearby school, otherwise I would walk or take the bus everyday.
Please consider reducing the parking rate per year. It is a huge financial drain on employees.

There were no questions about the parking lot passes, which is what my partner and I use when we commute in together.
While a bus does stop within 4 blocks to my house, it isn't the bus I need (so not sure about that question). I usually have to walk .4 miles to get to my stop. The 80 bus is horrible during the day. Undependable and way, way overpacked. Mostly, I choose to walk because there is no guarantee I'll even be able to get onto the 80 bus. If I was hauling stuff or needing to sit down (like if I was pregnant or something), there's no way I'd be able to take the 80 during the day. It feel dangerous to ride it because of how many people are on it. I feel the 80 is just unacceptable.
It seems like there's an awful lot of missing variance between "less than once a week" and "never".
I am so grateful for the Metro bus getting me to and from work safely every single day. I appreciate having access to the Metro bus.
I was not able to enter age - 34 I live in DeForest, I have no option for getting to campus other than driving myself.
I take my car for university business purposes during the work week; otherwise it is not necessary.
I do like having the option of using a city bus, other than the campus 80, both for commuting from and to home/campus as well as getting around campus in areas or times when the 80 is not meeting my needs. My hope is that this survey is not leading to further reducing what service is available to us (campus members) as it's one of the few things left that helps out.
I'm looking forward to seeing the results of the survey, and the impact of my time to fill out the survey. Thank you.
I carpool with my spouse who works in Research Park. I'm not sure if based on my answers that came through but wanted to describe the regular situation. On days I do not carpool I generally take the bus and occasionally bike.
Cheaper parking please
First, I would like to provide negative feedback, then positive feedback. I have several bikes, and ride the 28 / 2 frequently. There is almost a 100% chance none of those buses has a properly updated bike rack. They are too small for my bike. I ride a Specialized Stumpjumper. https://www.bicyclebluebook.com/searchlistingdetail.aspx?id=15895 . This is not a rare bike as the new bikes are 26 inches or greater. This is extremely frustrating in the morning if i am running late and need to take my bike with me. I would appreciate some of the buses receiving upgraded bike racks during the main commutes. Secondly, the time the bus takes from (Essentially the Transfer point on N Sherman) to the natatorium/Vet Med School varies by over 10 minutes depending on the driver. I personally would appreciate A/B routes, or routes that don't stop at every stop, or have extra lanes before university to bypass traffic. This could be done further down Johnson / Gorham or even E/W Washington before the city expands. Traffic is "nuts" in the morning/evening commute, and having a bus that is faster than the speed of traffic is a great way to promote alternative transportation. Third, Safety, there are not enough cameras on the buses. While the buses in Madison are generally more safe than other cities, friends that visit would rather take a taxi or drive than ride the bus as they don't feel safe. One camera on the bus does not make it safe. It would be nice to promote Madison as an area with affordable alternative transportation. During normal hours of daylight i feel perfectly safe, but at night it is a different story. Fourth, most of the bus drivers are very cordial and nice. This is one of the best parts about riding the bus here. It's nice to hear someone say good morning, and have a nice day. little things like that make everyone's day much nicer, as it compounds to many students and faculty saying "thank you for the ride". We currently have a great deal, being about 2 dollars per month for a bus pass. While this is cheap, increasing the price in the future, i would consider getting a parking spot as this does increase my commute significantly. Fifth, There needs to be more parking for mopeds, motorcycles, bikes. Last, bicyclists here have terrible road etiquette. As a biker myself, i am appalled by the bicyclists that go through street lights, through stop signs, ride on sidewalks. I have yet to see a single bicyclist pulled over by a police officer. Thanks in advance, [REDACTED]
I was hoping the survey would address campus bus routes but it doesn't. Just wanted to let the committee know that there are not enough buses running on the 80 route during the work day. Campus buses are generally packed and running late. Many times I have waited 20 minutes or more for a campus bus during the school year, only to have 3 or 4 show up within minutes of each other. I wish you would bring back the 85 route and also add more buses. I have to travel across campus for meetings -- it's not just students on the campus bus. Thanks for listening.
My bike ride is a pleasure and my bus ride is a necessity.
I would GLADLY ride a metro bus regularly if they came to Oregon! It would be awesome to have a park n ride right off the second (southern most) Oregon exit off 14. Folks from Oregon, Stoughton, Brooklyn, Janesville, Evansville all could ride. Even just a commuter route (3-4 time in AM and again in the PM)??

I used to use a park and ride and shuttle, but stopped because it was very inconvenient. The shuttle stopped running completely at 6pm, meaning I had to find alternate transportation if I got out of work late. Also the shuttle times were often shifted if traffic was heavy on campus, meaning I was often waiting for a shuttle or just missing one. Not worth the hassle.
Parking remains an issue, particularly if the Lake St. ramp is closed for repair or replacement. Also, sports seem to trump everything else.
One in our household works in the operating rooms at the hospital. The reason we do not use the bus more frequently is that service is not regular enough to arrive early enough. The inability to use our purchased parking on football Saturdays creates a very difficult problem for those who are on call and must be able to get to the hospital on short notice - very bad situation.
Bike path near Waisman Center and University Bay Fields starting at Nielson Tennis Stadium and going west needs resurfacing badly.
I wish I could afford to park on campus, because the walk-wait-bus-walk process takes about three times as long as driving does. Parking has become enormously expensive!
I live in the country where there are no public transportation options, other than vanpools. Because I frequently work late, I haven't looked into trying to use a vanpool. I might consider this if my hours become more standard and stable.
I have a job that requires me to be in and out of the office throughout the day. I often travel throughout the county.
The issue with taking a shared ride or bus is the TIME. I have a bus stop right in front of my house, and it takes approx 50 minutes door to door. I can get to campus with my own car in less than 25 minutes on good days, and via bike it takes about 40 minutes, so it's never worth it to take a bus.
I rode the bus for 7 years, every day, to work and back home. Some of the drivers were great, most of them were all right and a few were outright jerks. However, since I much prefer the idea of people sharing a bus rather than each person driving their car to work, I persisted. For seven years I waited at an un-sheltered bus stop on my way to work. I needed to walk 0.7 miles to get there and when I got off the bus, to walk about half a mile to my office - in all kinds of weather. This meant I could never arrive with my hair in place and needed to carry all I wanted for the day with me and wear extra layers because I would never know how long I would need to wait for the bus. It also seemed as though the buses grew dirtier over time and promises to not make people feel. As I said, some drivers were really great, but the drivers on the route I took most often and that was most convenient were never even close to being on time. They were almost always late, in both directions. If, on rare occasion, they were early, they never waited. Fortunately I had an alternative - buses on a route that was maybe a little easier to stick to the schedule. Unfortunately it took a lot longer. I grew more and more unhappy about taking the bus over time, so when time to put in for parking spots came, I requested one and got it. My quality of life is so much better, my time is better used, I can do more things on my job and volunteer more, I arrive at work relatively composed and not beaten up by the jerking of the bus or by the weather. But I still feel bad that I'm driving on my own. I would rather take the bus, but it just became too much work and unpleasantness.
Seems like there should be a choice between "less than once a week" and never. Is rarely an option? A few of the choices I do perhaps once a month - like carpool or drive myself. Thanks for making this a quick survey.
The park and ride bus is always full at the 4:36 time slot leaving HSLC/WIMR. I refuse to pay for a ride and stand up. It is also very dangerous because the handles are inadequate to keep one safe. Also the drivers all except two (the two black drivers one male and one female) are very rude. Today I drove into the parking lot at Wingra at 9:38 the bus is to leave at 9:40 I honked until I pulled into the lot and he had not left the lot yet. The driver waived at me and with one passenger on the bus, he drove off and left me. That has never happened before. I have seen every other driver wait.
UW-Madison campus has the worst parking system I've ever saw. It is extremely expensive, not user-friendly, and poorly organized. It is impossible to get yearly parking permit even for that price. The transportation system is bicycle-centric; as a professional working with students I can't use a bike since I would need a shower after that and overall biking takes extra time that I do not have.
I drive to campus everyday because I live in a rural area that is too far away to bike and the closest bus stops 3 miles away. There is no alternative transportation for me. That is why on-campus parking is essential for someone like me.
I appreciate fac/staff bus pass arrangement with Madison Metro. I would appreciate more bicycle parking/racks on campus. I appreciate UW's relationship with Madison B-cycle. I appreciate UW's commitment supporting multi-modal transportation.
I am grateful for the park and ride service, however I do wish my driver would take the most direct route back to the lot, not twist and turn through narrow side streets!
Parking choices should be selected and assigned by an individual's location. I have a co-worker who cannot obtain any

parking within walking distance. She was told to park way out in Lot 60 and then take a bus in to her office. Why pay an enormous amount of money to park, and still have to take a bus just to get to your office. That is an extra hour each way every single day.
For years I held an annual full time permit but for various reasons got into riding the bus 2-3 yrs ago. I now hold a flex permit, which I did not need to put into use at all last year, though I could not have predicted that. Bussing is not ideal in terms of logistics (being 6-7 blocks from transfer point and only one bus running on the half hour from there, depending on the hour), crowdedness (where are the extra 28s they had the past couple of years??), hygiene (looking forward to cold & flu season), and total time spent -- but is still better than being in traffic! I read on the bus & have bike commuted a little, but not enough to claim that as another routine mode of transp. That would be my preference.
I don't participate in ride share because I have children to pick up after work. Campus needs more affordable on campus parking for parents.
Please make flex parking automatically deduct from pre-paid account based on in and out times.
Shorewood needs better bike trails
For my work the van/car pooling is not as practical. I work ~ 45 to 50 hours per week. The time that I arrive on campus varies with the nature of my responsibilities for the day. Those responsibilities change with the availability of equipment for experiments and analysis.
I used to commute via bus daily to work (for about five years) and used flex parking when I had meetings off campus to attend. Due to recent poor health, I signed up for parking so I wouldn't have to stand in the cold waiting for the bus and walk about 10 minutes to my workplace from the closest stop where the bus route that runs past my house drops off at the UW. I would prefer to ride the bus, but my health and my need to attend meetings off campus makes it too difficult at his time.
Parking is getting way too expensive and I'm unable to bike or take a bus to work. My next option will be to find another job.
We need a train in this state.
Bus 14 should pick up westbound near University and Farley before it leaves University
If there was an express bus from Middleton, I would take it. Meaning limited stops - Hilldale, hospital, central campus and downtown during 'rush' hours.
a bus stop blocks away from where I live doesn't mean that I can take that bus to the campus.
I carpool with my husband, who is not a UW employee. However, if he becomes one, we would like to be able to get a parking pass for my building. This is very financially restrictive, though. Will there be any additional, affordable parking in the future? Thank you.
I work irregular and long hours as well as have outside of work commitments that preclude commuting by mass transit or carpool. This is not reflected in the survey
I used to use the flex parking option until the UW jacked the prices significantly for using it and tightened the rules such that it no more was useful and did not make economical sense. Typically i needed to come into campus at least twice a week with a vehicle. When the changes were made it just was not financially reasonable to pay more to drive to campus less than a full-time permit cost and allowed. Then add in the inconvenience of using the Madison Metro for a lot of the alternative transportation used and it just was not a competitive option.
It is virtually impossible to get to campus from Waunakee using anything other than a car. My schedule varies across shifts weekly. Some nights I work at midnight. Carpool is not an option. Parking is very difficult on campus. Park and Ride is not an option in my case.
I wish the van pool would go to Madison during the weekend, as I have work I could get done when there aren't any students.
My current transportation - driving every day - is governed primarily by the need to drop off and pick up children at two different locations, daycare and school. There is no bus that can get me to both locations in any reasonable time frame.
Parking on campus is critical for me. I live nearly 60 miles from campus, so taking the bus or a bike are not an option for me. Because I travel a long distance, parking away from campus and bussing in is not a desirable option as it would significantly increase my travel time. I don't carpool or vanpool because my daily schedule fluctuates a bit based on my meetings, workshops, and days of the week I drop off/pick up my kids from daycare. Having a parking permit in a lot that is fairly close to my office and has easy access to an eastbound road is important to me. The parking selection process is

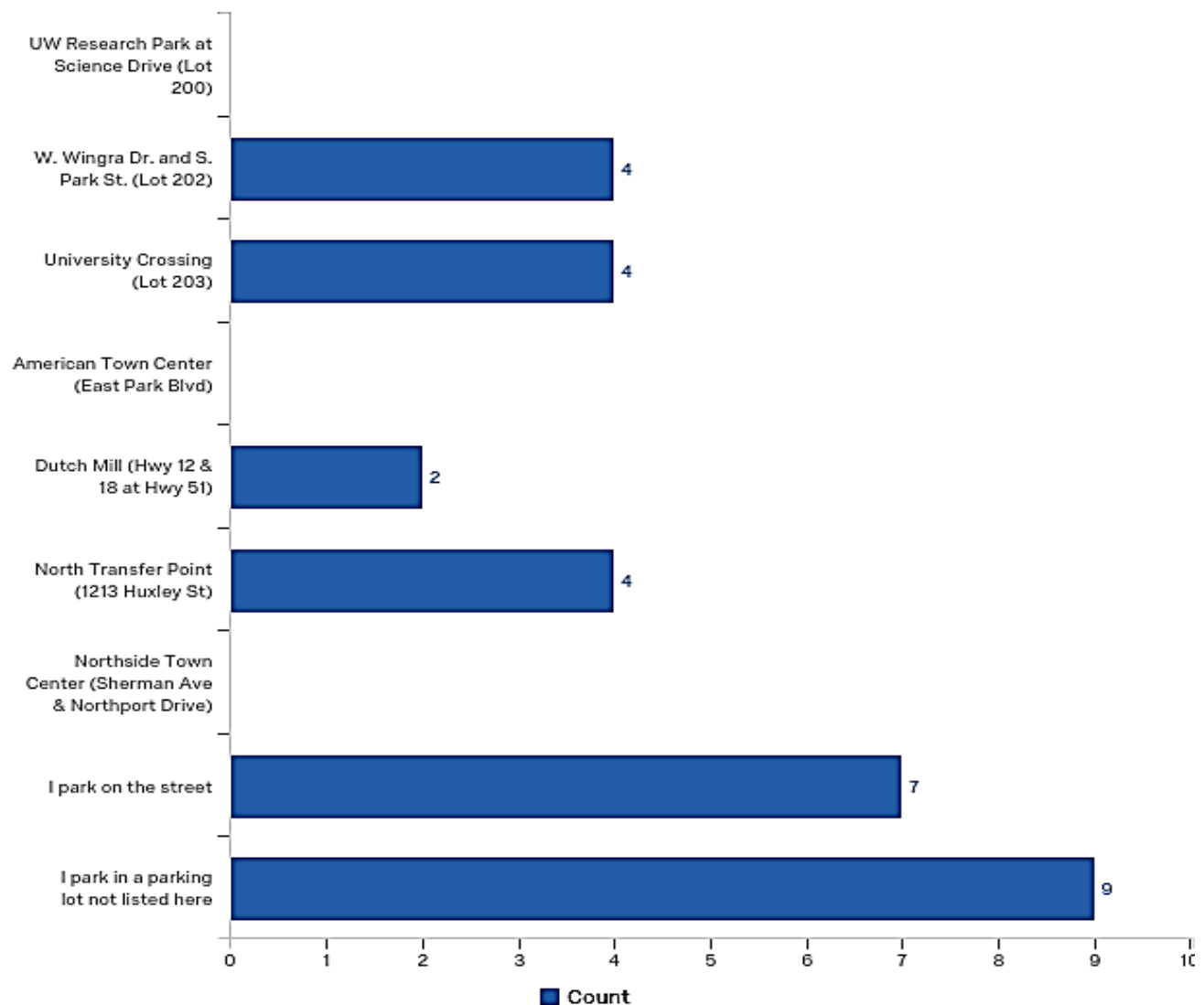
stressful, and I am always happy to receive an email notification with my parking assignment.
I am a surgeon that covers all three hospitals in Madison for UW Health. I must be available for surgical emergencies and therefore must drive and drive myself. I take call and would like to be able to park close to the hospital so that I do not have to walk far in the middle of the night to take care of emergencies.
1. I cannot afford UW parking so I have to find alternative methods. Even flex parking has become too expensive to use. 2. Madison Metro has illogical stops for commuters from other communities (Oregon). There is not a convenient park and ride for commuters like me. 3. I love to bike, and I bike from Oregon to Madison when the daylight and weather cooperate. However, since there are NO direct routes from Oregon to Madison, I must bike miles out of my way to get to bike friendly roads. If I drove all the way to work it would be ~15miles. My biking options are ~19miles. It would be great to get better biking options for those coming from Oregon. 4. Campus traffic has gotten so bad that I now have started to bike in bad weather because it is still faster than driving in many cases. 5. In bad weather I have started to do a drive/bike method. I drive to the corner of Park and Wingra and park on Wingra St.. I then pull out my bike and bike to the Waisman Center. This is faster than driving. I wish the University had more options like this for biking commuters, or bus commuters. I am happy to comment further or supply more details to the above points: [REDACTED]
Madison Metro NOT good at all with Forecasting current local Weather Conditions when inclement. Madison METRO not good being 'in-tune' to their customers typical ridership habits and inclement weather perception, at time inclement weather is occurring. Rain/Thunderstorm/Simple snowing.
I need to drive to work and back because a single mother with children I am constantly in need of getting places quickly. It's not ideal but it's reality.
I drive to campus due to the nature of my job. I never know when I will need to leave early or stay late.
My wife and I are in a somewhat unique position - we share a parking spot on campus but I take the bus most mornings and my wife does daycare drop off. In the evening we might ride home together in the car, but not always. Sometimes I take the car home and she buses and vice versa. Depends on the day and what we have going on.
I have a flex parking permit b/c I walk or bike about as often as I drive. It would be great if the minimum parking time were less than 4 hrs (perhaps 2 hrs) and/or if the gate scanners could bill me automatically.
Often use bus when other person in carpool needs car due to fact that they are full-time and I am part-time. The city bus is a fantastic way to get into work, not as easy for me to get home in time for other appointments in the early afternoon. Though, it is still possible, I just have to plan for a leaner bus schedule and slightly longer commute.
Parking is a huge problem. I frequently have to travel for meetings, stay for late meetings, etc. This makes public transport not an option. Additionally the lack of handicapped parking in close proximity to the medical foundation centennial building is terrible. Handicapped parking in the public ramp doesn't help with distance when you are on crutches.
Please continue to make the Madison Metro bus pass available and affordable!!
I wish Madison Metro provided more extensive schedules for bus service after rush hour for University workers.
I don't use any of the alternative methods available to me (van or carpool) because arrival and departure times are inflexible, and the park and ride spot is several miles the other direction. While I have USUAL start and stop times, they are not etched in stone. Some days I'm here twelve hours.
None
I used to use the UW Park & Ride until it moved to University Row. It was an economical and convenient alternative to parking on campus. After it moved and the shuttle only went to the hospital, it would take as much as 45 minutes to get to my office from the Park & Ride. I would have stuck with it if the shuttle had an additional stop on the main campus (as it used to). Discontinuing the HSLC/WID shuttle has also placed a transportation burden on my schedule. I commute between main campus and the hospital at least 1-2 times per week. Much time is wasted in transit.
I try to ride my bike to campus 3-4 days per week once the weather gets warm enough (and I'm accumulating the gear to ride in colder weather). But my commute was really messed up this summer by construction of key access points along my route, where it was dangerous to ride or to get off the bike and walk it through traffic. Scary stuff. We are moving to a new house, and home purchase decisions included whether there was a safe commute by bike, and a regular bus schedule. That said, the new commute does have some dicey bike lanes (Lacy Rd, S. Fish Hatchery Rd.), but there are plans to improve them. I hope to get back to riding more frequently, even though the new commute will be closer to 7

miles. (Fingers crossed!)
I am disabled, and have difficulty with walking and general stamina. We bought our home so I could take the bus to campus. I did for many years. I am longer able to walk to the bus, or the couple of blocks from the bus to campus. The accessible bus around campus is a wonderful addition, and could be more widely advertised. This might help some people who are not disabled but need to get to several locations and/or carry heavy packages leave cars at home.
How about supplying us with free parking since act 10 has stole so much from us ?
n/a
I would like an express bus direct from Dutch Mill to Campus without all the city stops.
You did not ask about B-cycle use. This is the way I get around campus when the bicycles are offered. It is a great way to navigate the campus because of the lack of parking. You also didn't ask if my office was on campus. It is actually not on campus, but close to campus in a rented office building.
One thing that would be helpful would be to have the flex program use a card-in and card-out system instead of phone in or app. My phone doesn't work in the garage, and then I forget to phone in.
You didn't ask about walking, and you didn't ask about coming home from campus or about weekends. In good weather I've been walking home from campus 2-3 times a week. And I do sometimes get a lift in or home or both when I came in for a weekend event. Or sometimes I use B-cycle -- by the way, thanks for the discount! I probably wouldn't sign up for B-cycle without it.
If the bus service was better I would take it every day. As it is now I have to transfer a couple times and it takes over an hour.
Biggest roadblock to using morning bus is lack of bus stop due to construction of building at curve of Gorham to University Ave. Uber arrives in parking lot in minutes...
None at this time.
I would love to see a less car-oriented campus. Compared with each of the other universities that I've been at, it's striking how many through-roads cut through our campus. It would be great if these roads could be reduced. UW could be a much more appealing environment if more priority were given to walking, biking, and quiet outdoor studying. Cleaner air would be a welcome bonus if we didn't always need to walk and bike alongside diesel trucks and mopeds.
My commute is affected by the fact that I have kids to drop off at school and daycare on my way into work. Prior to having children, I took a Madison Metro bus to work every day. Now, I need to have access to a car throughout the day. I would consider going back to riding the bus, or possibly biking occasionally, once the kids are older.
I live near a bus stop, but there is no quick bus route from my house to the area of campus where I work. I need to transfer at least once and it triples my commute time (compared to taking a car to work). But my biggest problem is days when I have an appointment in the middle of the day. I would love to have some kind of temporary parking option (i..e pass for 15 occasions out of the year or something). Otherwise the nearest parking is about a 15 min walk away.
I no longer use the park and ride because the costs of missing my shuttle and instead parking on campus twice/week exceeded the amount I saved using the park and ride.
I need to shuttle kids to/from activities every day and that is why I need access to a car. I leave right from work and need to drive them places.
Official time spent work and actual time spent working are two very different species.
"You are never wrong to do the right thing!" (Mark Twain?) and "If you always do, what you've always done, you'll always get, what you've always had!" (Henry Ford?)
Usually in the winter I ride the bus (thanks so much for the bus pass), and in the summer I tend to drive my car. It feels too long to bike (9 miles each way), but I occasionally try to bus/bike it. I'd take the bus every day if it was a shorter commute - driving takes about 20 min with good traffic, and the bus takes 50-60 min each way. So adding 2 hrs to my day for commuting means that much less time with my family. :(
I always drive to and from my home to campus because I also have to drive young children to and from school and activities. Otherwise, I'd be more likely to bus or ride a bike.
Would it be possible for a couple who are both working for the university with different schedule to get one parking permit and a shared bus pass, so either one drive the car the other person can take the bus? Thanks!

I do have a concern about the selling of parking for athletic events. A recent home volleyball game occurred on 10/12 and I was informed that I had to be out of my designated lot (16) by 4 pm. While there was an option offered to park in lot 17, that was in no way convenient. I would have to spend time walking and moving my car to accommodate the demand. Parking spaces should not be sold to athletic fans during a time when faculty and staff are serving the university community. I ask that you reconsider your allowance of this practice.
You did not ask any questions about flex parking, a great option for part time employees.
The bus takes me twice as long and is really inconvenient. I need transportation during the day off campus for meetings.
I depend on Madison Metro and find it a great and reliable system. I really appreciate that UW subsidizes the annual bus pass. I use it at least twice a day.
I would like to see two things change on campus. 1. Once you get assigned a lot, you should have the right to keep that lot year after year. And only need to apply for a lot if you want to change. 2. Not allow people to park in Service stall in the lot they are assigned. For example, if someone is in lot 91 as a base lot, they should not be allowed to use an S pass to park in the service stalls in that same lot.
A metro bus stops within 4 blocks of my house, but that route does not go directly to campus. It would take me more than 45 minutes to take that bus, transfer and ride another bus to campus. When I take the bus, I walk six blocks to a bus that takes me directly to campus.
I ride Madison metro every day but have flex parking if necessary.
I do not think it's fair...or reasonable...to ever kick UW Staff out of parking structures during their normal shift, Monday through Friday to accommodate special events like high school wrestling or basketball. Rather, the University should offer busing options to folks traveling to campus for a special event, regardless of what that special event is. Why make it convenient for the few and difficult for the many?
Need more lighting on bike path for early morning commuters. I know this is a City issue, but some of the concern among walkers and bikers is safety in our travels.
It would be great if there were more Flex Parking options on campus.
Parking must incorporate access that is reasonable and safe for physicians that work long hours, are on-call, and need fast response times. Current parking does not provide this and often I am concerned about my safety. The current solution of escorts is neither reasonable, nor fair - and in fact seems quite discriminatory.
I wish there were more options for flex, or lower prices on building parking spots.
The miles from campus question at the beginning is confusing and doesn't have an option for some distances. For example, if you live 2.5 miles from campus, that fact doesn't fit either in the 1-2 mile category or the 3-5 mile category.
Some of your questions are hard to answer. How often do I bike in bad weather? Once a week, etc. Bad weather doesn't happen daily, so "once a week" doesn't make any sense to me. I typically decide to ride based on the weather when I leave for work. If it is raining hard, or snowing or icy, I don't ride. If rain is predicted but hasn't started yet, I'll still ride. If it is merely cold out, I ride my bike. If the weather has been bad for two weeks in a row, I hang up my bike until spring. Also, you asked how far is my commute and gave choices of 1-2, 3-5 miles, etc. My commute is 2.6 miles each way, so none of the categories actually apply. I rounded up and reported 3-5 miles.
Metro bus is not convenient for anyone that lives outside the transfer points based on bus routes, otherwise I would consider and get a flex pass. Other options of van sharing are not practical in winter when everyone has their stuff, coat, and a lunch. Would be great to see more lot improvements if cost keep increasing.
I think you guys do really good work.
I drive to Fitchburg, park on a side street and use the 49 bus. The 49 changes to 44 and I didn't know how to indicate this on your survey.
I often walk home when the weather is good (but never to work).
I am satisfied with my commute to campus. I wish the metro buses had shorter more frequent routes to my neighborhood on the far east side. But metro is limited by demand and resources. I wish I could move in closer, but apartments get really expensive the closer you move to campus.
I use the bus to get from my off-campus office to campus, but there is no good way for me to take the bus from where I live. Previously, I took the bus every day except in really nice weather, when I biked or walked. I do miss those days.

I did not see a place for this, but 2-3 times a week, I come in a second time in the evening, and drive to campus and park with my evening lot permit.
I take my son to school before work and pick him up after work. When he is out of school, I may be able to consider alternate options, but until then, I cannot.
The only way UW-Madison will continue to provide access to campus is by offering a wide variety of transportation options: bus, bike, walking, carpool, paid parking, etc.
Once on Campus, I try and bike where I need to go. We have 2 departmental bikes for people to use.
It would be great to have a less expensive parking option for part-time staff (mornings). I'd be interested to learn more about the park and ride options.
Parking is too expensive, and there's not enough of it.
As a participant, I would like to see the survey results and any proposals that come out of the survey. Thanks for asking me to participate.
A six mile bus ride would take me over an hour. I can run there faster. You want us to use alternatives but they aren't even remotely practical.
The bus route would take 45 minutes or longer and I'd have to transfer. Also, I drop off my son at school, making it very difficult to also take the bus and get to work on time. Biking is possible on some days, but most days I either have to drop and pick up our kids for various activities after school.
I drive a Hybrid, 52mpg
The Metro route 29 does come within four blocks of my house but it only comes twice per day and the last route picks up at 4:30 outside of Zoology. I would need to leave my office by 4:10 in order to get to the stop in time and that is WAY too early to leave for the day.
I carpool with non-UW employees and a some credit towards my parking would be nice

Q32 - Which park and ride do you utilize? (Select all that apply)

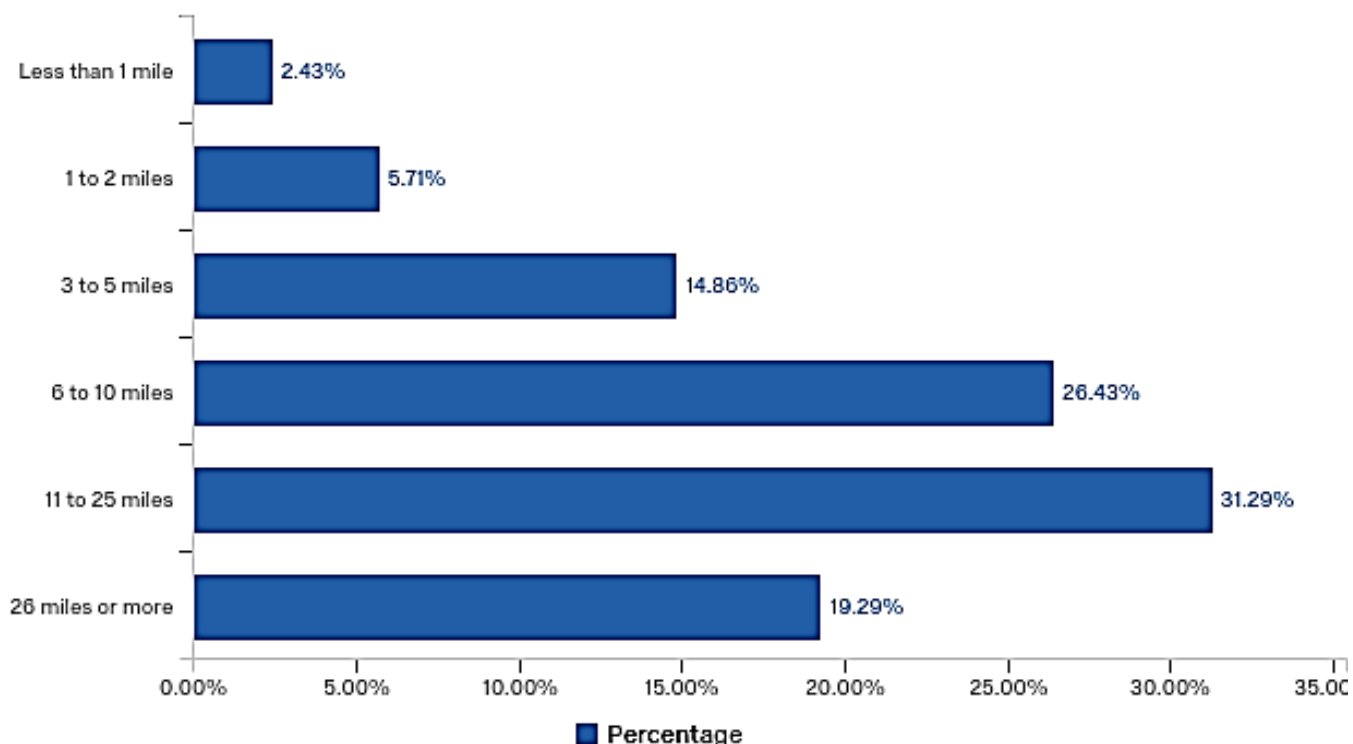


#	Answer	%	Count
1	UW Research Park at Science Drive (Lot 200)	0.00%	0
9	W. Wingra Dr. and S. Park St. (Lot 202)	15.38%	4
8	University Crossing (Lot 203)	15.38%	4
2	American Town Center (East Park Blvd)	0.00%	0
3	Dutch Mill (Hwy 12 & 18 at Hwy 51)	7.69%	2
4	North Transfer Point (1213 Huxley St)	15.38%	4
5	Northside Town Center (Sherman Ave & Northport Drive)	0.00%	0
6	I park on the street	26.92%	7
7	I park in a parking lot not listed here	34.62%	9
	Total	100%	26

APPENDIX C: Complete Results—UW Hospital Employees

Last modified: 12/29/ 2016

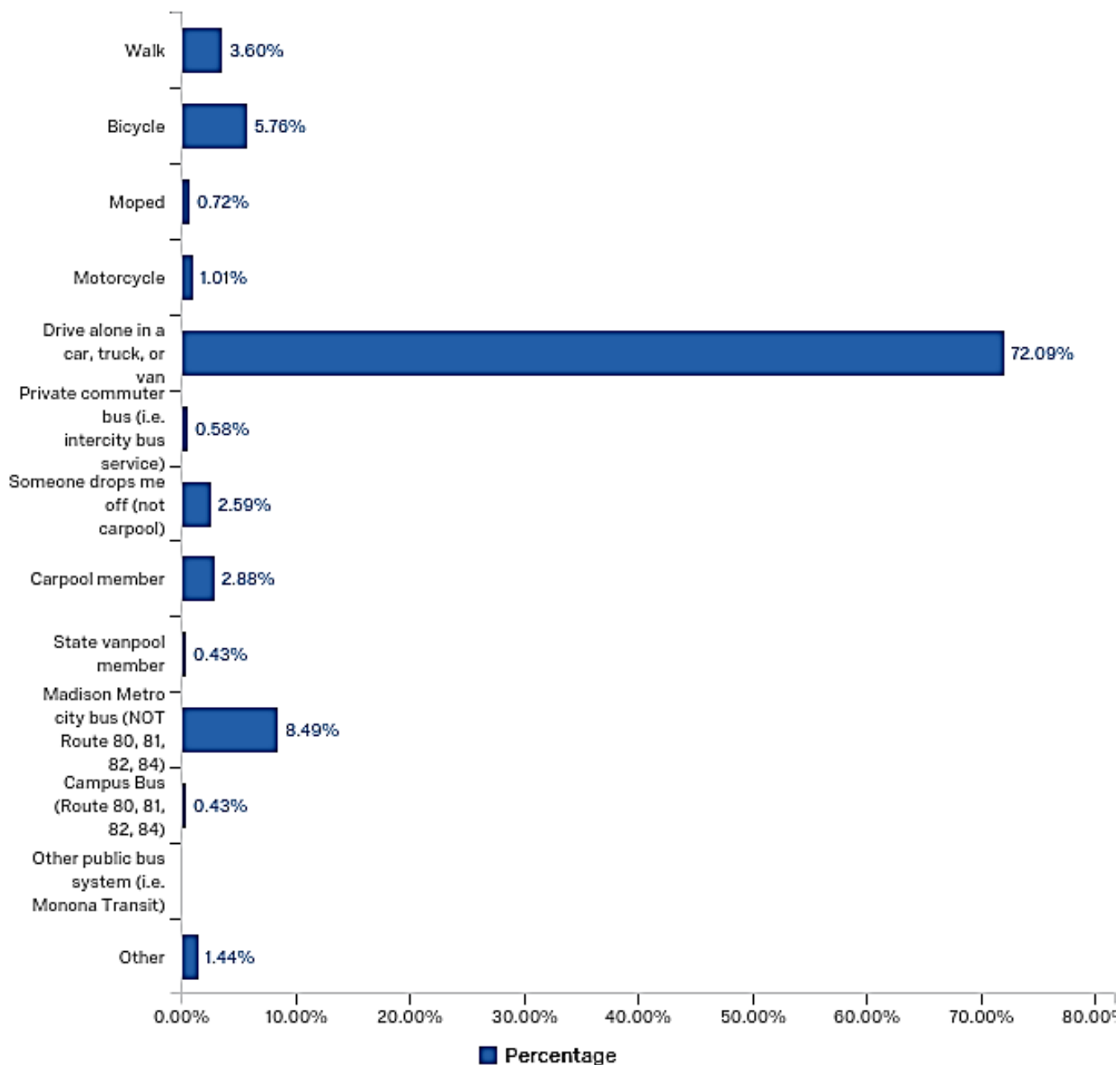
Q1 - Please answer the following questions for times that you travel to the UW Hospital for work. Please continue answering questions until you are prompted that you've reached the end of the survey. How many miles is it one way from your current daily residence to the hospital? Please select one.



#	Answer	%	Count
1	Less than 1 mile	2.43%	17
2	1 to 2 miles	5.71%	40
3	3 to 5 miles	14.86%	104
4	6 to 10 miles	26.43%	185
5	11 to 25 miles	31.29%	219
6	26 miles or more	19.29%	135
Total		100%	700

Minimum	Maximum	Mean	Std Deviation	Variance	Count
1.00	6.00	4.36	1.24	1.55	700

Q2 - During GOOD WEATHER, what is your most frequent way of traveling to the hospital? Please select one.



#	Answer	%	Count
1	Walk	3.60%	25
2	Bicycle	5.76%	40
3	Moped	0.72%	5
4	Motorcycle	1.01%	7
5	Drive alone in a car, truck, or van	72.09%	501
6	Private commuter bus (i.e. intercity bus service)	0.58%	4
7	Someone drops me off (not carpool)	2.59%	18
8	Carpool member	2.88%	20
9	State vanpool member	0.43%	3
10	Madison Metro city bus (NOT Route 80, 81, 82, 84)	8.49%	59
11	Campus Bus (Route 80, 81, 82, 84)	0.43%	3
12	Other public bus system (i.e. Monona Transit)	0.00%	0
13	Other	1.44%	10
	Total	100%	695

Minimum	Maximum	Mean	Std Deviation	Variance	Count
1.00	13.00	5.39	2.15	4.62	695

Q30 - If other, please specify

I don't use another option.

Shuttle

First drive to a park in the city and then walk. There is no park and ride which works out well for me.

I use the Lot 203 Park and Ride, so I drive my car to the Park and Ride lot and then take the shuttle to the hospital.

uw shuttle from parking lot

Drive in to find street parking and then take Metro bus from there to the hospital.

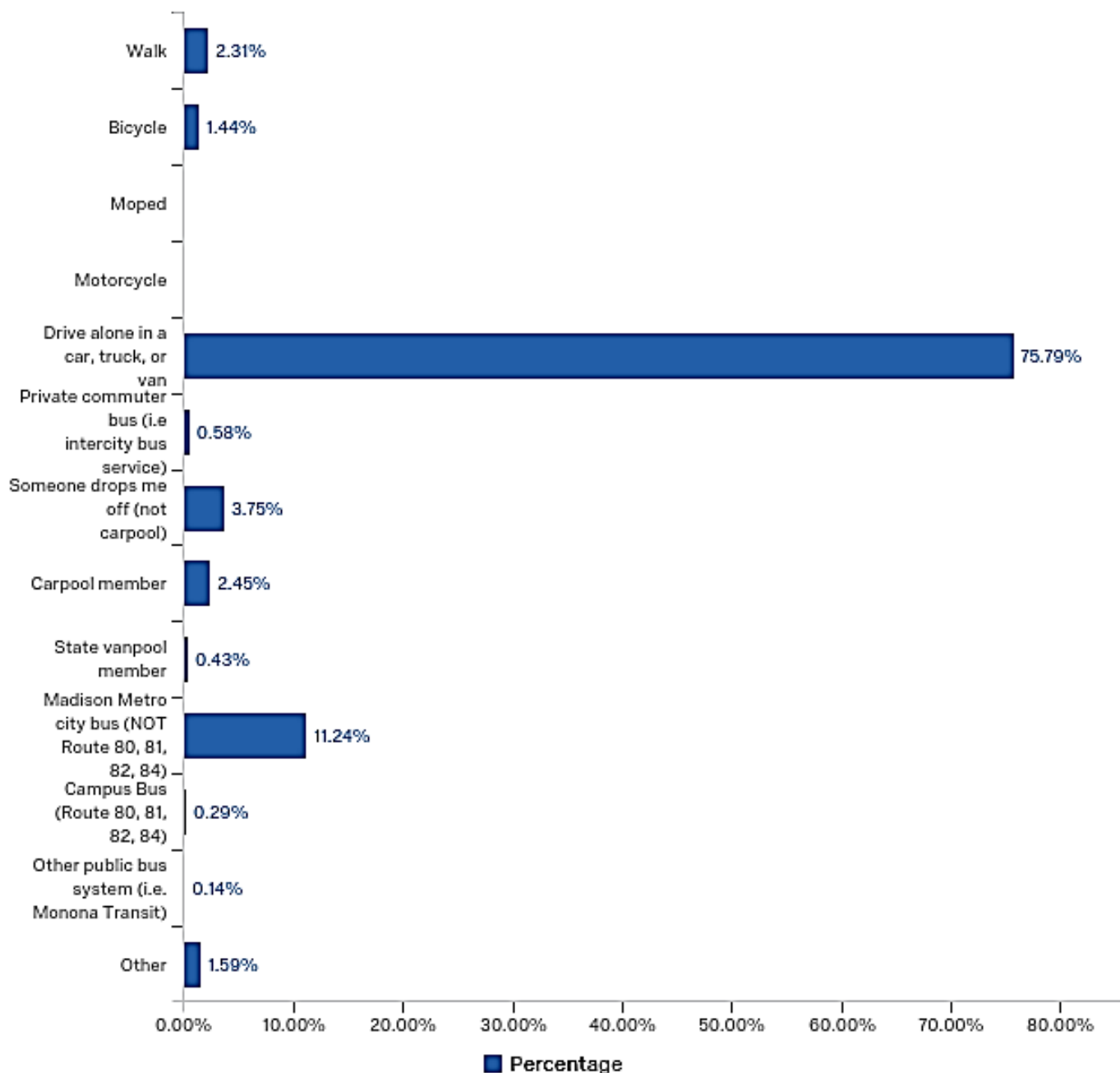
Drive to ~1 mile away from the hospital, then either walk the remainder of the way to the hospital

I take a cab.

I drive and take 203 shuttle to hospital.

shitty terrible shuttle bus 202 or 203

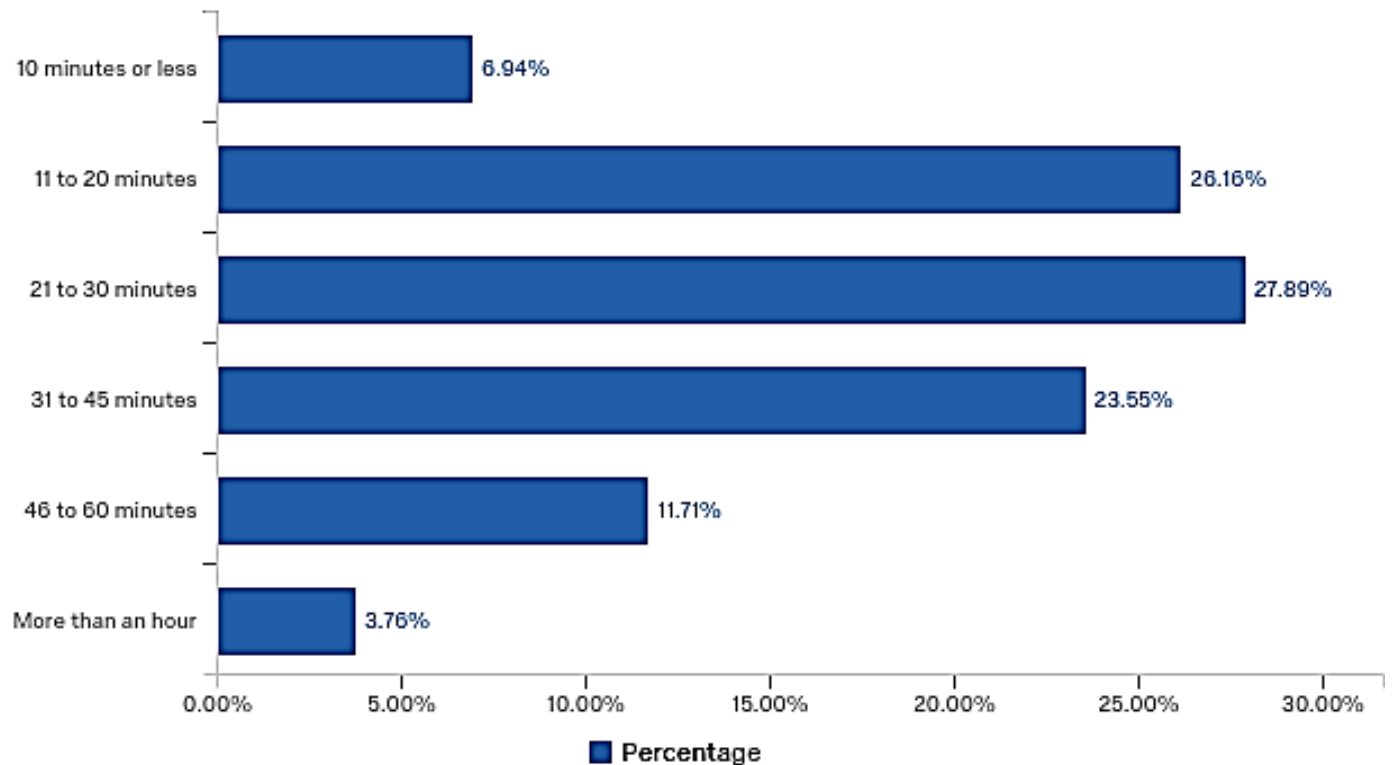
Q3 - During BAD WEATHER, what is your most frequent way of traveling to the hospital? Please select one.



#	Answer	%	Count
1	Walk	2.31%	16
2	Bicycle	1.44%	10
3	Moped	0.00%	0
4	Motorcycle	0.00%	0
5	Drive alone in a car, truck, or van	75.79%	526
6	Private commuter bus (i.e intercity bus service)	0.58%	4
7	Someone drops me off (not carpool)	3.75%	26
8	Carpool member	2.45%	17
9	State vanpool member	0.43%	3
10	Madison Metro city bus (NOT Route 80, 81, 82, 84)	11.24%	78
11	Campus Bus (Route 80, 81, 82, 84)	0.29%	2
12	Other public bus system (i.e. Monona Transit)	0.14%	1
13	Other	1.59%	11
	Total	100%	694

Minimum	Maximum	Mean	Std Deviation	Variance	Count
1.00	13.00	5.75	2.09	4.38	694

Q4 - In GOOD WEATHER, how long does it usually take you to travel to the hospital from your current residence? Please select one.



#	Answer	%	Count
1	10 minutes or less	6.94%	48
2	11 to 20 minutes	26.16%	181
3	21 to 30 minutes	27.89%	193
4	31 to 45 minutes	23.55%	163
5	46 to 60 minutes	11.71%	81
6	More than an hour	3.76%	26
Total		100%	692

Minimum	Maximum	Mean	Std Deviation	Variance	Count
1.00	6.00	3.18	1.24	1.55	692

Q31 - If other, please specify

If other, please specify

shuttle

UBER

I use the Lot 203 Park and Ride as described before.

drive to parking lot and take the uw shuttle

Drive in to find street parking and then take Metro bus from there to the hospital.

Drive to ~1 mile away from the hospital, then either walk or bus the remainder of the way to the hospital

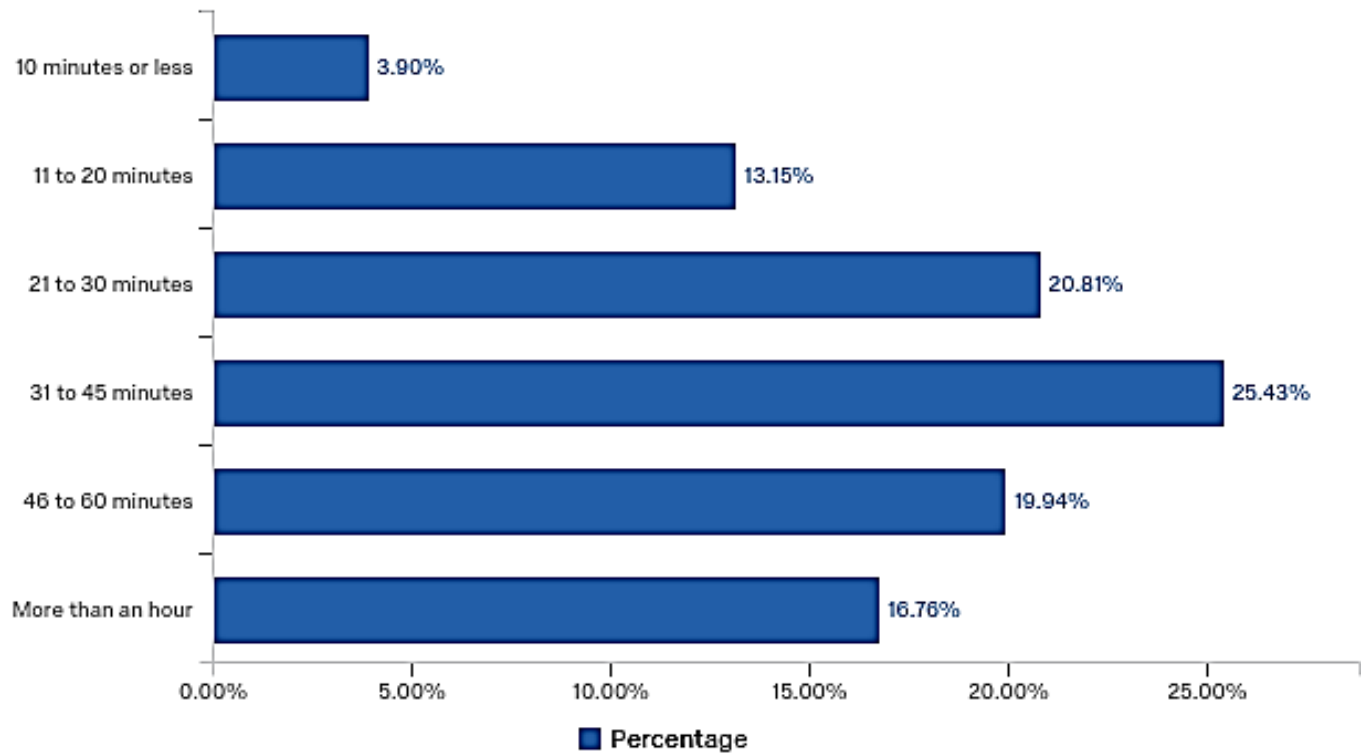
I take a cab.

I drive and take 203 shuttle.

UW shuttle from Lot 203

same horrible shuttle bus

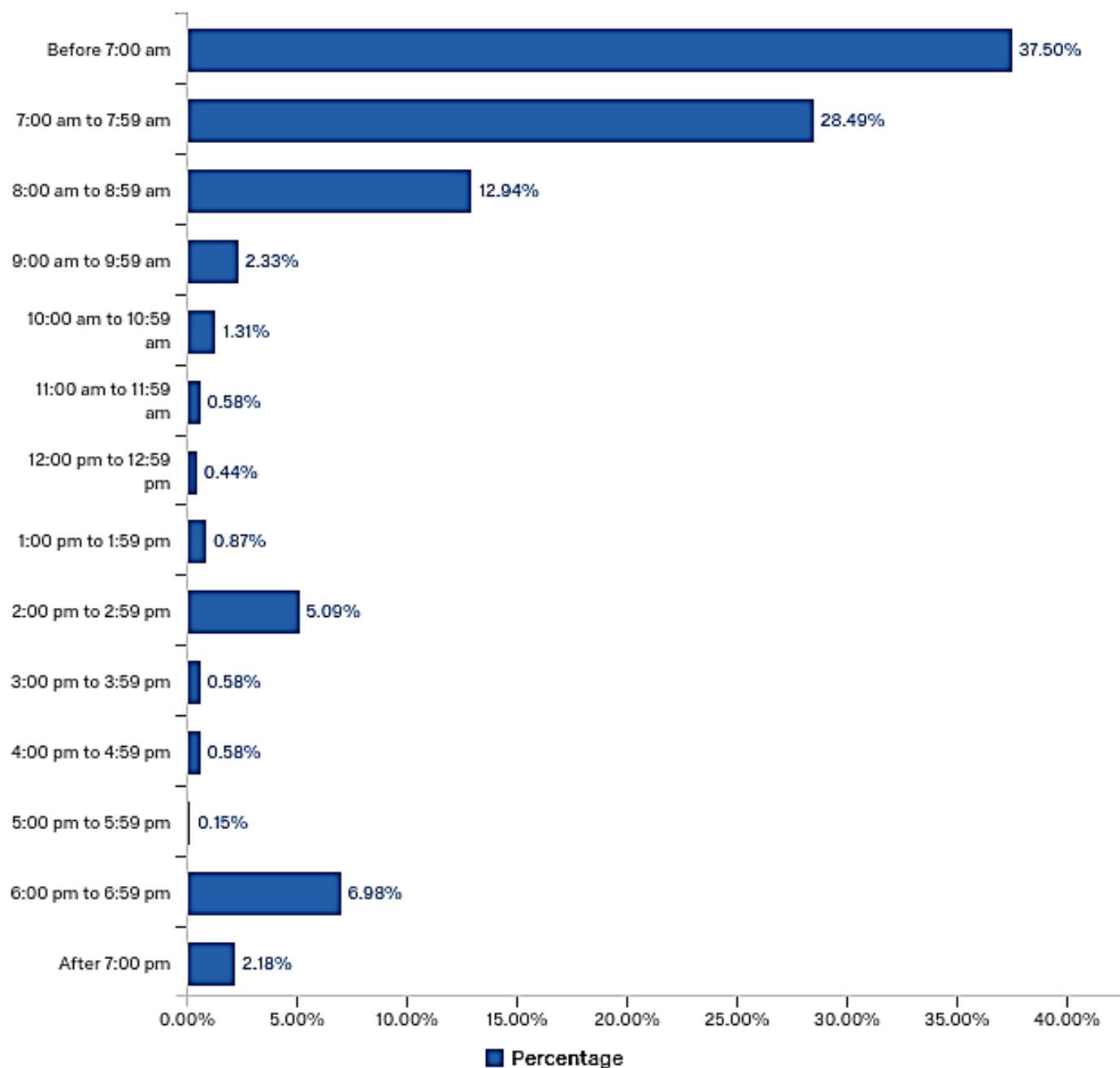
Q5 - In BAD WEATHER, how long does it usually take you to travel to the hospital from your current residence? Please select one.



#	Answer	%	Count
1	10 minutes or less	3.90%	27
2	11 to 20 minutes	13.15%	91
3	21 to 30 minutes	20.81%	144
4	31 to 45 minutes	25.43%	176
5	46 to 60 minutes	19.94%	138
6	More than an hour	16.76%	116
Total		100%	692

Minimum	Maximum	Mean	Std Deviation	Variance	Count
1.00	6.00	3.95	1.40	1.95	692

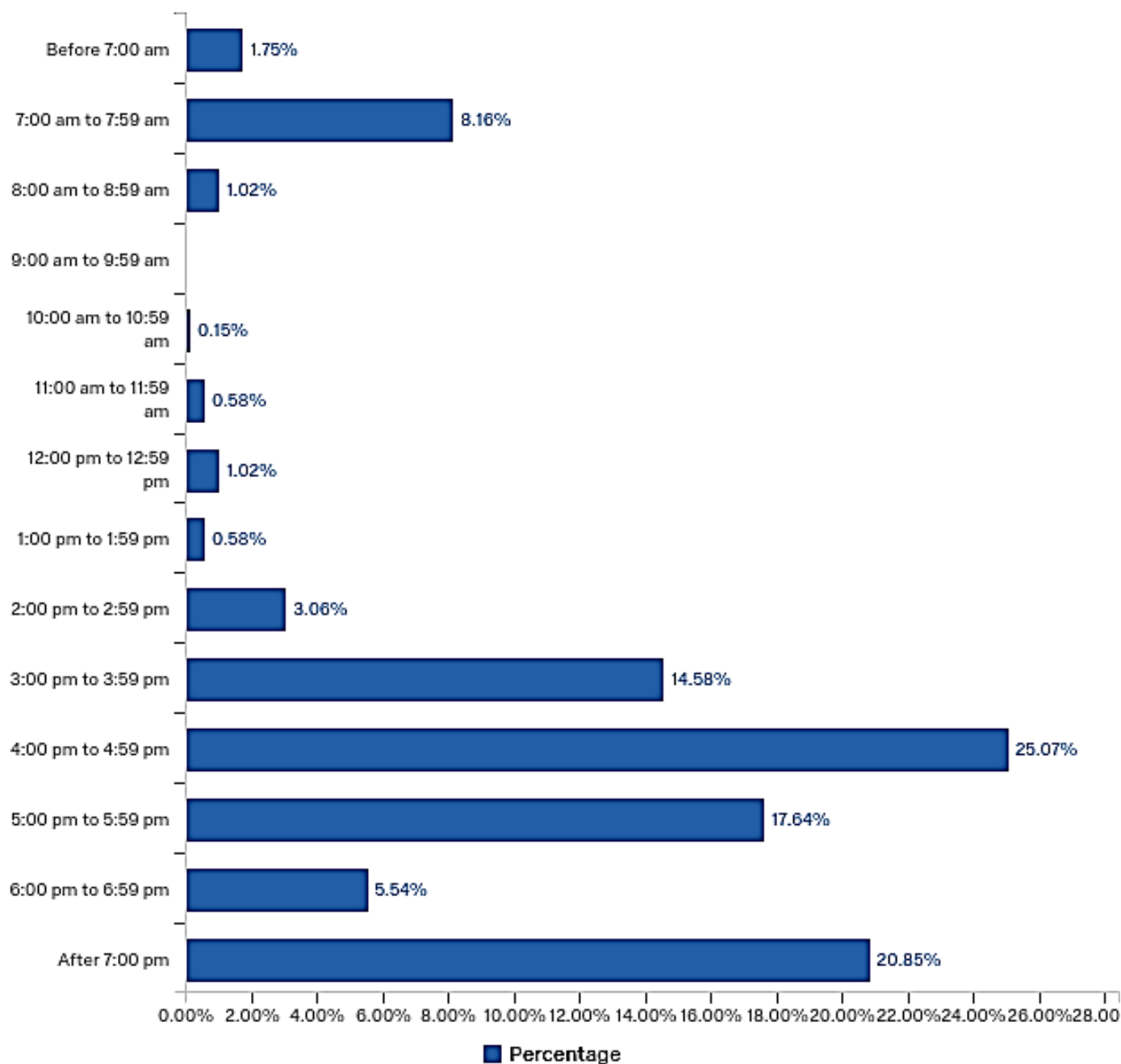
Q6 - When do you usually arrive to the hospital for the day? Please select one.



#	Answer	%	Count
1	Before 7:00 am	37.50%	258
2	7:00 am to 7:59 am	28.49%	196
3	8:00 am to 8:59 am	12.94%	89
4	9:00 am to 9:59 am	2.33%	16
5	10:00 am to 10:59 am	1.31%	9
6	11:00 am to 11:59 am	0.58%	4
7	12:00 pm to 12:59 pm	0.44%	3
8	1:00 pm to 1:59 pm	0.87%	6
9	2:00 pm to 2:59 pm	5.09%	35
10	3:00 pm to 3:59 pm	0.58%	4
11	4:00 pm to 4:59 pm	0.58%	4
12	5:00 pm to 5:59 pm	0.15%	1
13	6:00 pm to 6:59 pm	6.98%	48
14	After 7:00 pm	2.18%	15
	Total	100%	688

Minimum	Maximum	Mean	Std Deviation	Variance	Count
1.00	14.00	3.44	3.77	14.23	688

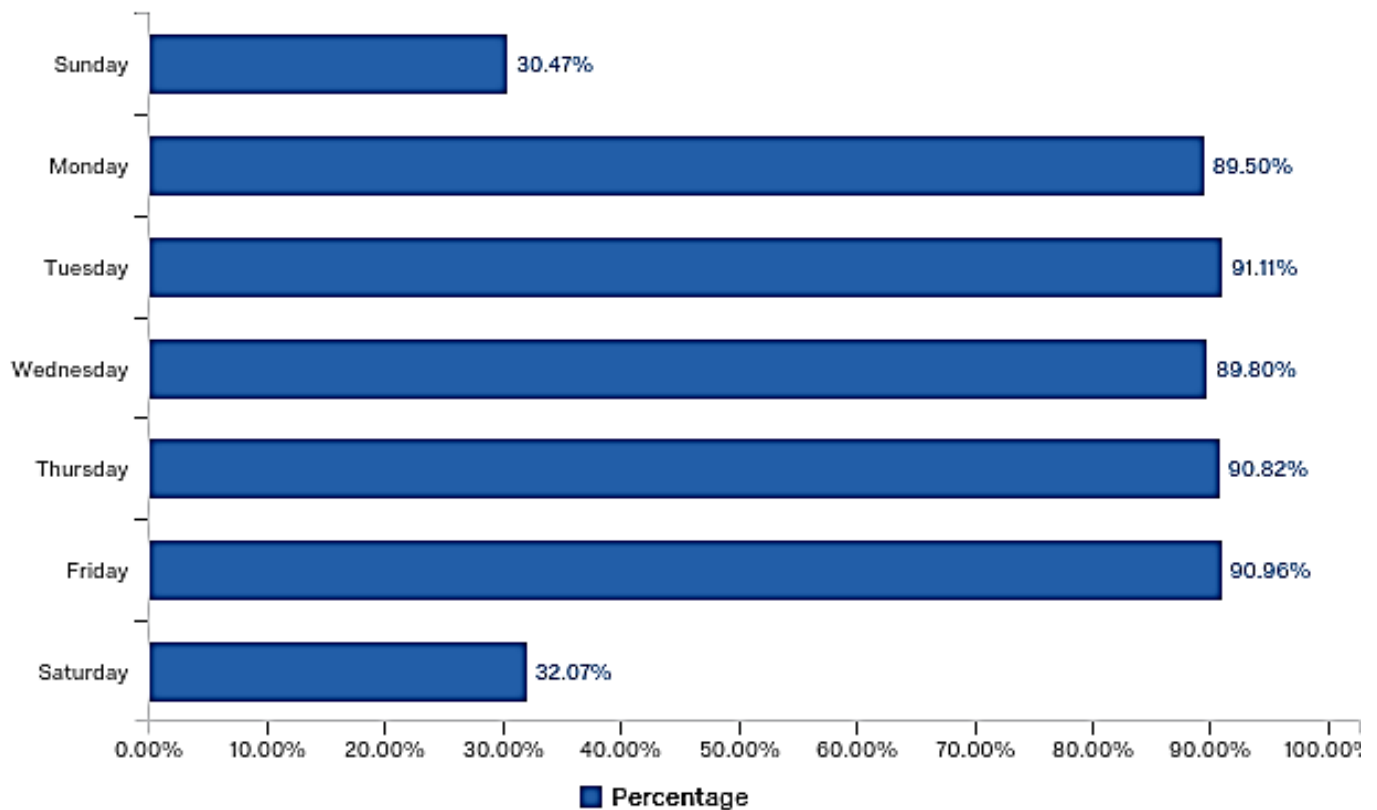
Q7 - When do you usually leave the hospital for the day? Please select one.



#	Answer	%	Count
1	Before 7:00 am	1.75%	12
2	7:00 am to 7:59 am	8.16%	56
3	8:00 am to 8:59 am	1.02%	7
4	9:00 am to 9:59 am	0.00%	0
5	10:00 am to 10:59 am	0.15%	1
6	11:00 am to 11:59 am	0.58%	4
7	12:00 pm to 12:59 pm	1.02%	7
8	1:00 pm to 1:59 pm	0.58%	4
9	2:00 pm to 2:59 pm	3.06%	21
10	3:00 pm to 3:59 pm	14.58%	100
11	4:00 pm to 4:59 pm	25.07%	172
12	5:00 pm to 5:59 pm	17.64%	121
13	6:00 pm to 6:59 pm	5.54%	38
14	After 7:00 pm	20.85%	143
Total		100%	686

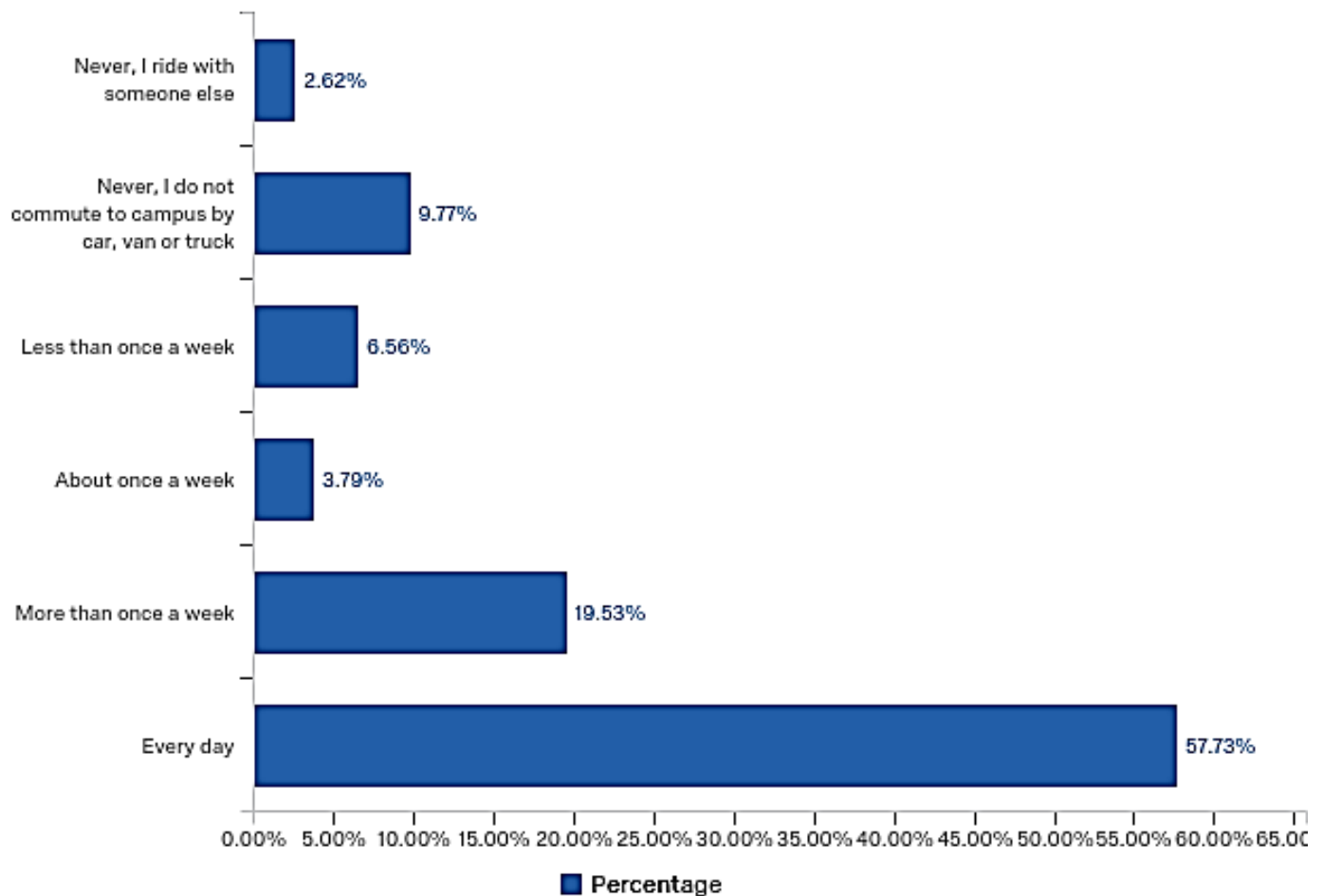
Minimum	Maximum	Mean	Std Deviation	Variance	Count
1.00	14.00	10.62	3.44	11.82	686

Q8 - Based on your current schedule, which days of the week are you normally at the hospital?
Select all that apply.



#	Answer	%	Count
1	Sunday	30.47%	209
2	Monday	89.50%	614
3	Tuesday	91.11%	625
4	Wednesday	89.80%	616
5	Thursday	90.82%	623
6	Friday	90.96%	624
7	Saturday	32.07%	220
	Total	100%	686

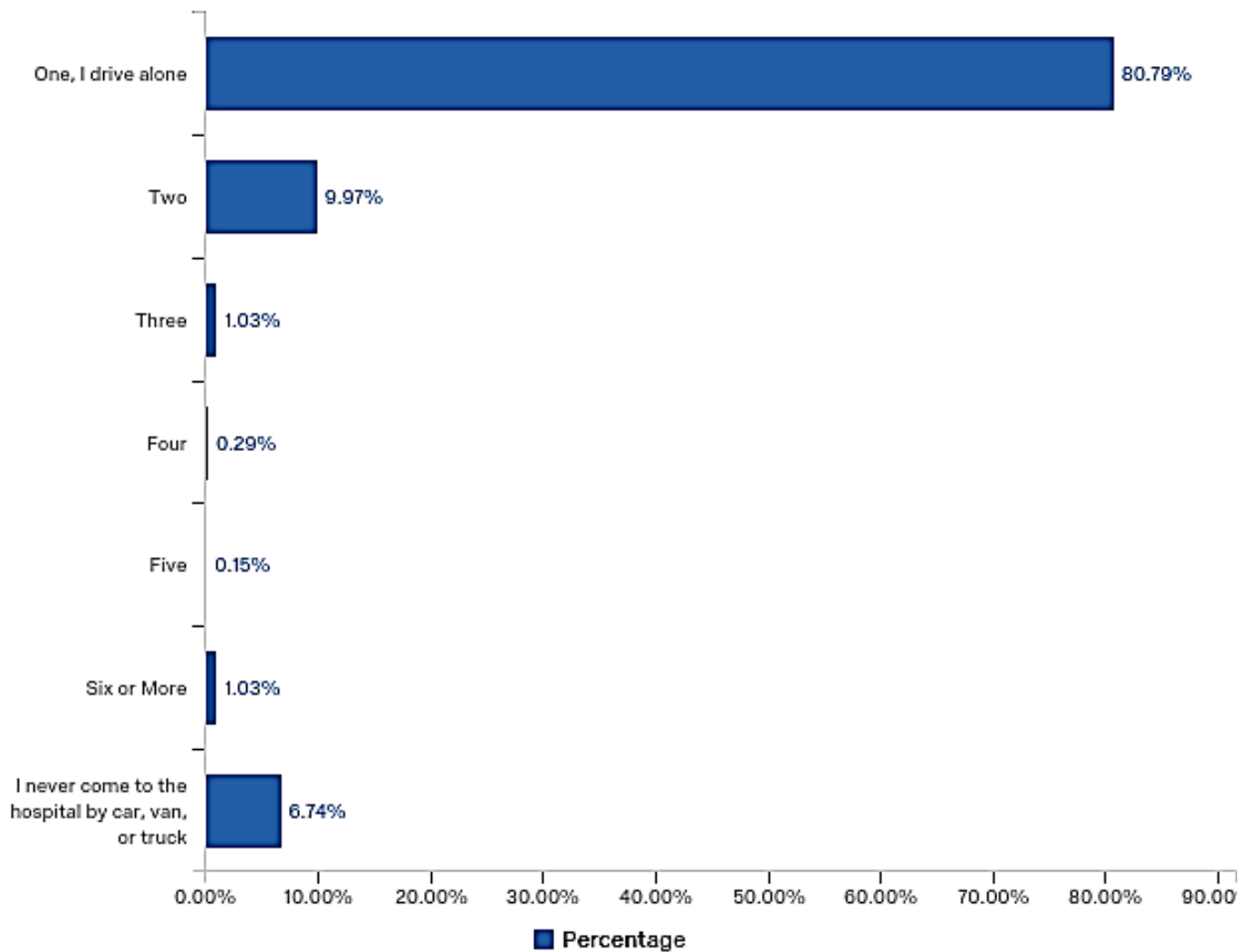
Q9 - On average, how many days a week do you DRIVE a car, van or truck to the hospital? (not motorcycle, scooter, moped, etc.)



#	Answer	%	Count
1	Never, I ride with someone else	2.62%	18
2	Never, I do not commute to campus by car, van or truck	9.77%	67
3	Less than once a week	6.56%	45
4	About once a week	3.79%	26
5	More than once a week	19.53%	134
6	Every day	57.73%	396
	Total	100%	686

Minimum	Maximum	Mean	Std Deviation	Variance	Count
1.00	6.00	5.01	1.48	2.18	686

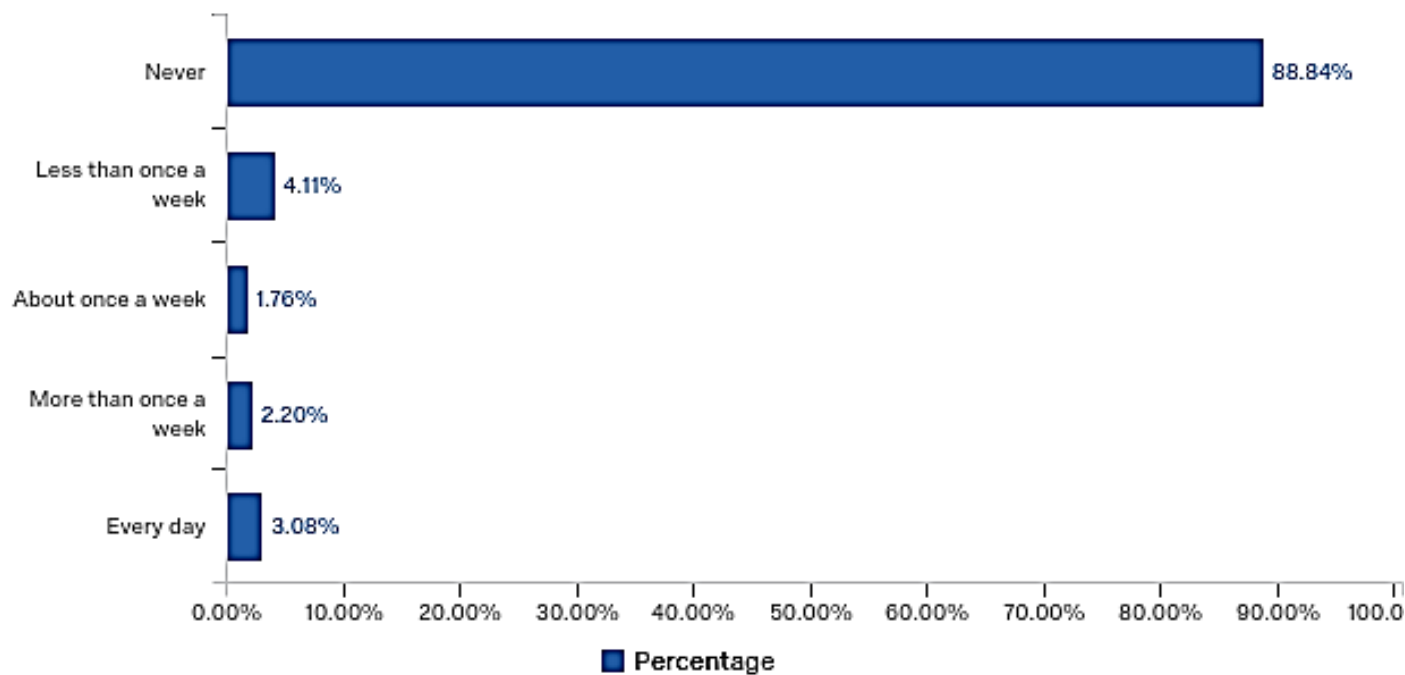
Q10 - Thinking about the times when you come to the hospital by car, van, or truck, either as a driver or passenger, how many people are usually in the vehicle (including the driver)?



#	Answer	%	Count
1	One, I drive alone	80.79%	551
2	Two	9.97%	68
3	Three	1.03%	7
4	Four	0.29%	2
5	Five	0.15%	1
6	Six or More	1.03%	7
7	I never come to the hospital by car, van, or truck	6.74%	46
	Total	100%	682

Minimum	Maximum	Mean	Std Deviation	Variance	Count
1.00	7.00	1.59	1.59	2.53	682

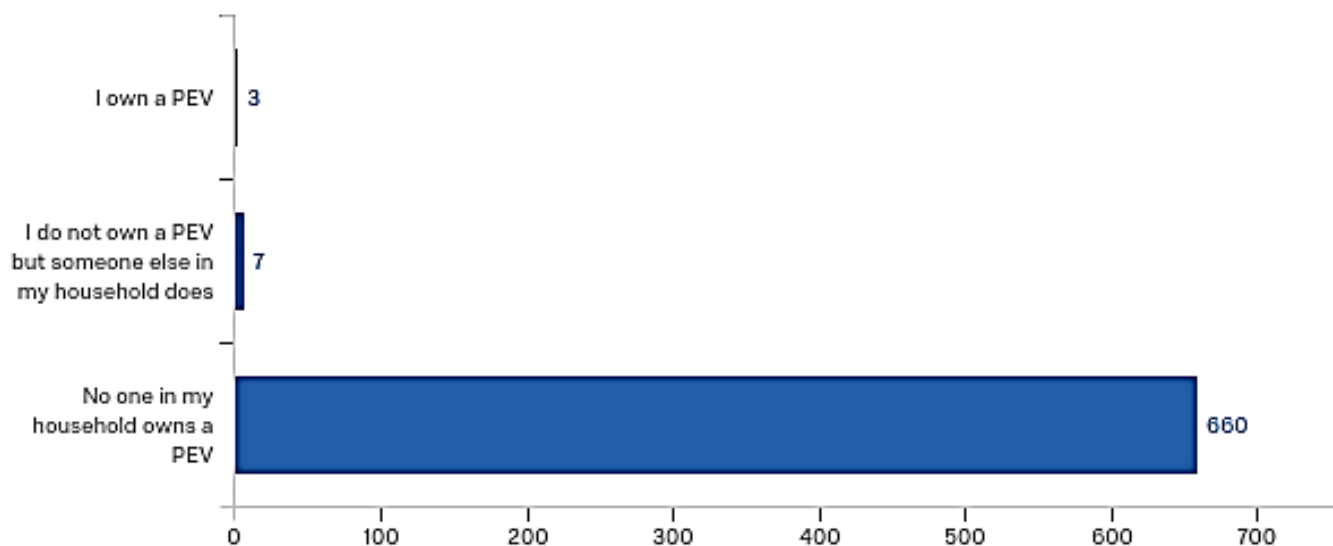
Q11 - How often do you participate in a carpool or vanpool either as a passenger or a driver?



#	Answer	%	Count
1	Never	88.84%	605
2	Less than once a week	4.11%	28
3	About once a week	1.76%	12
4	More than once a week	2.20%	15
5	Every day	3.08%	21
	Total	100%	681

Minimum	Maximum	Mean	Std Deviation	Variance	Count
1.00	5.00	1.27	0.86	0.73	681

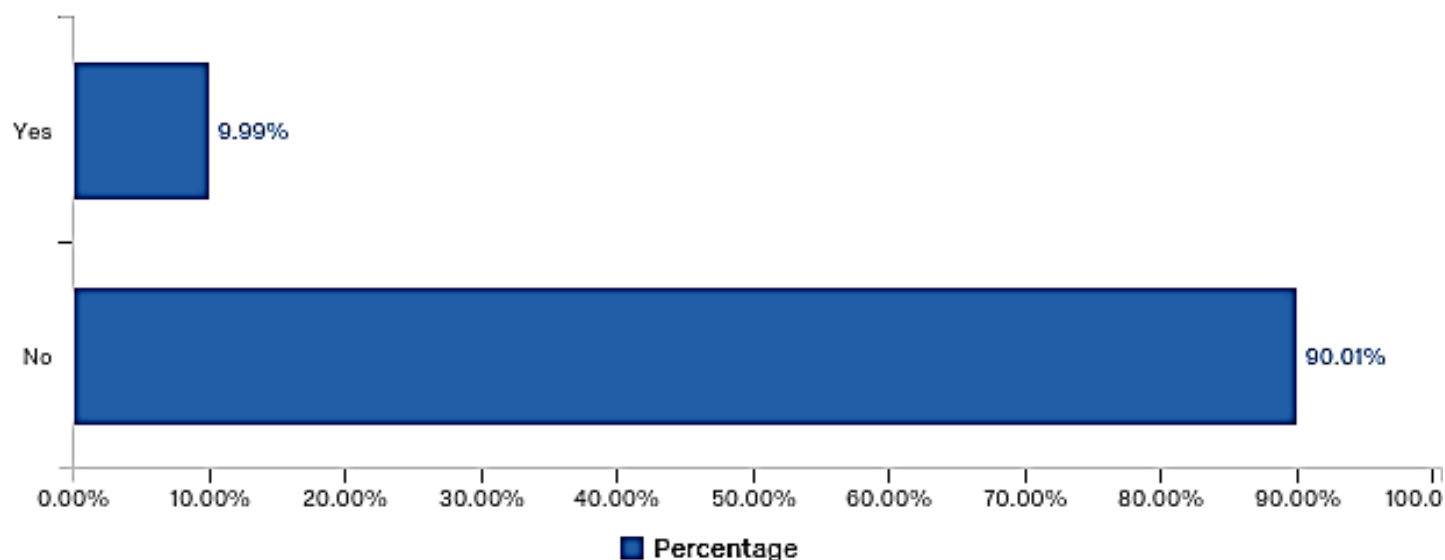
Q12 - Do you or anyone in your household own a Plug-In Electric Vehicle (PEV)? This is a car that can be plugged in to charge.



#	Answer	%	Count
1	I own a PEV	0.45%	3
2	I do not own a PEV but someone else in my household does	1.04%	7
3	No one in my household owns a PEV	98.51%	660
Total		100%	670

Minimum	Maximum	Mean	Std Deviation	Variance	Count
1.00	3.00	2.98	0.17	0.03	670

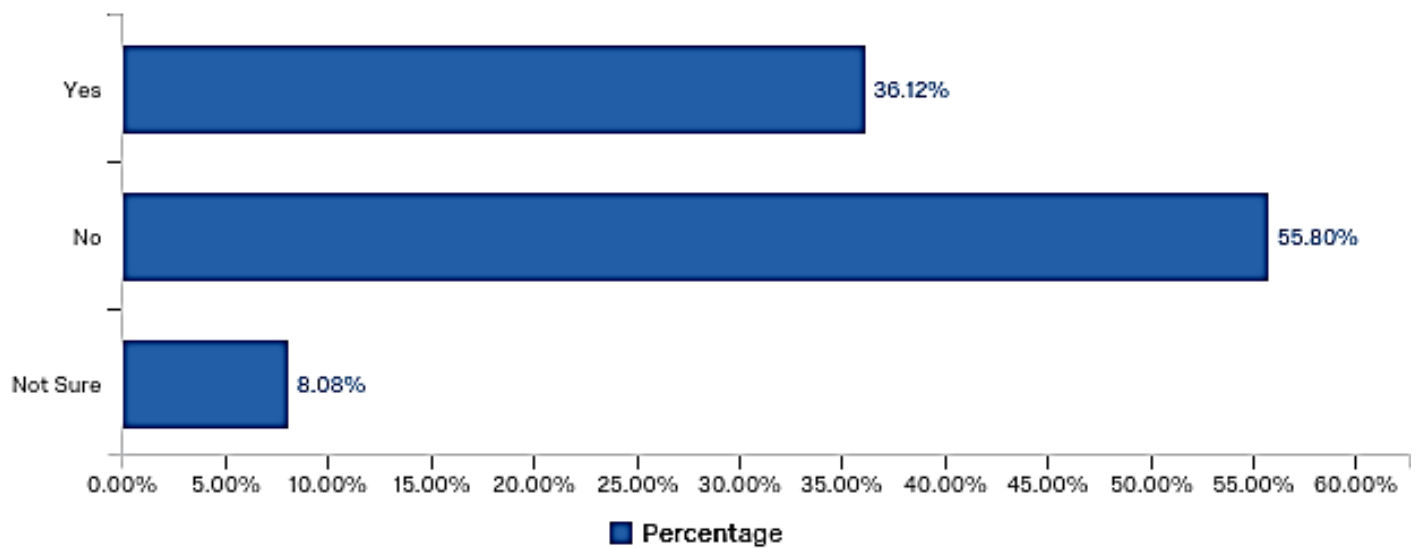
Q13 - Do you currently use a park and ride to get to the hospital?



#	Answer	%	Count
1	Yes	9.99%	68
2	No	90.01%	613
Total		100%	681

Minimum	Maximum	Mean	Std Deviation	Variance	Count
1.00	2.00	1.90	0.30	0.09	681

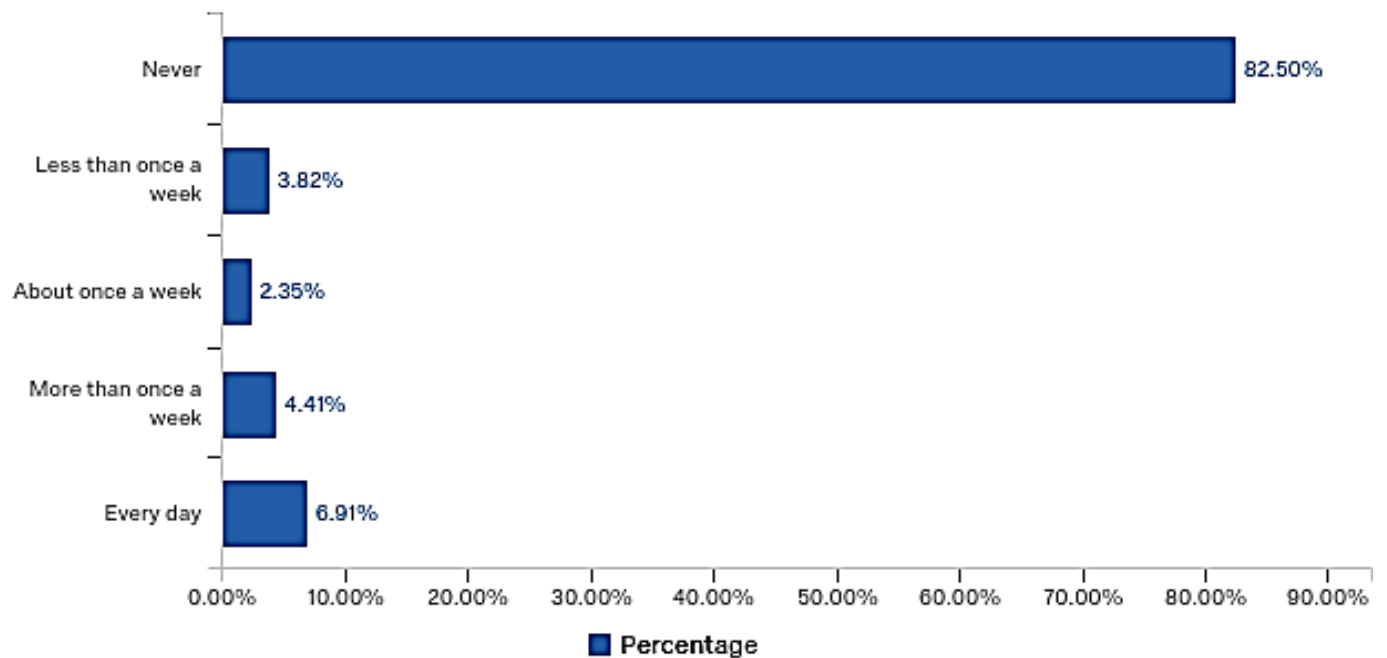
Q14 - Does a Madison Metro bus stop within four blocks of your residence?



#	Answer	%	Count
1	Yes	36.12%	246
2	No	55.80%	380
3	Not Sure	8.08%	55
	Total	100%	681

Minimum	Maximum	Mean	Std Deviation	Variance	Count
1.00	3.00	1.72	0.60	0.36	681

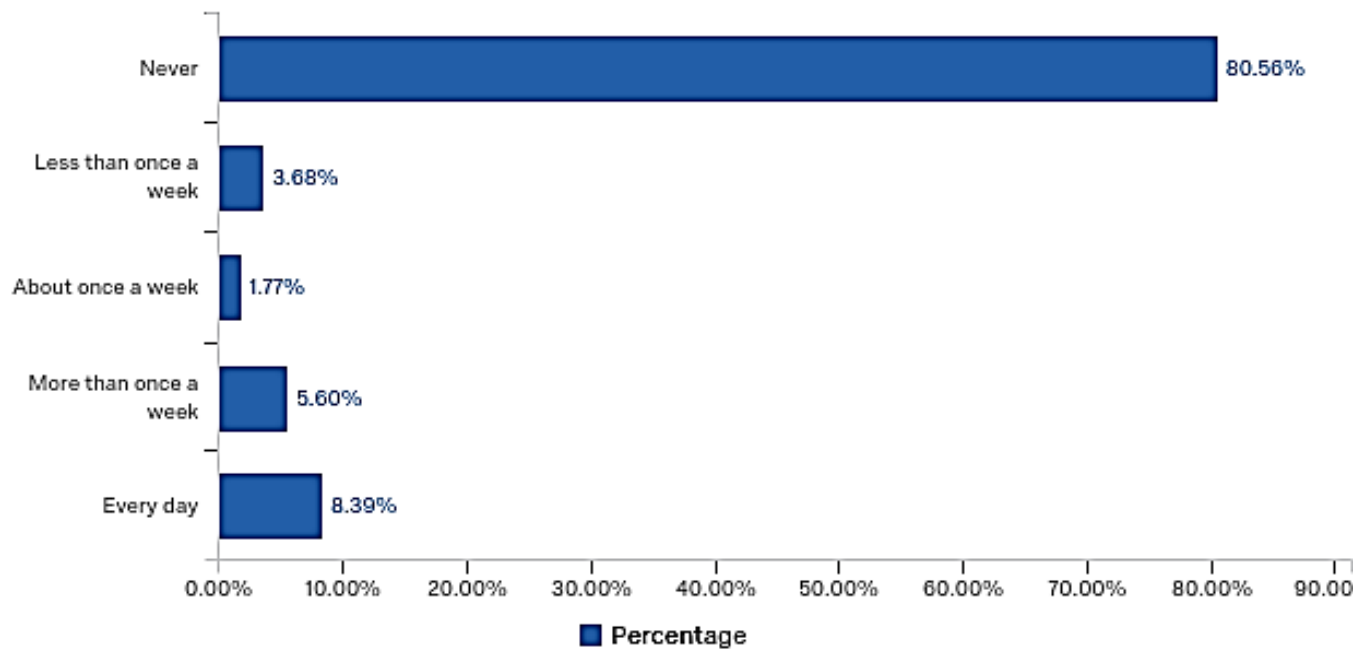
Q15 - During GOOD WEATHER how often, if ever, do you commute to the hospital by a Madison Metro bus?



#	Answer	%	Count
1	Never	82.50%	561
2	Less than once a week	3.82%	26
3	About once a week	2.35%	16
4	More than once a week	4.41%	30
5	Every day	6.91%	47
	Total	100%	680

Minimum	Maximum	Mean	Std Deviation	Variance	Count
1.00	5.00	1.49	1.18	1.39	680

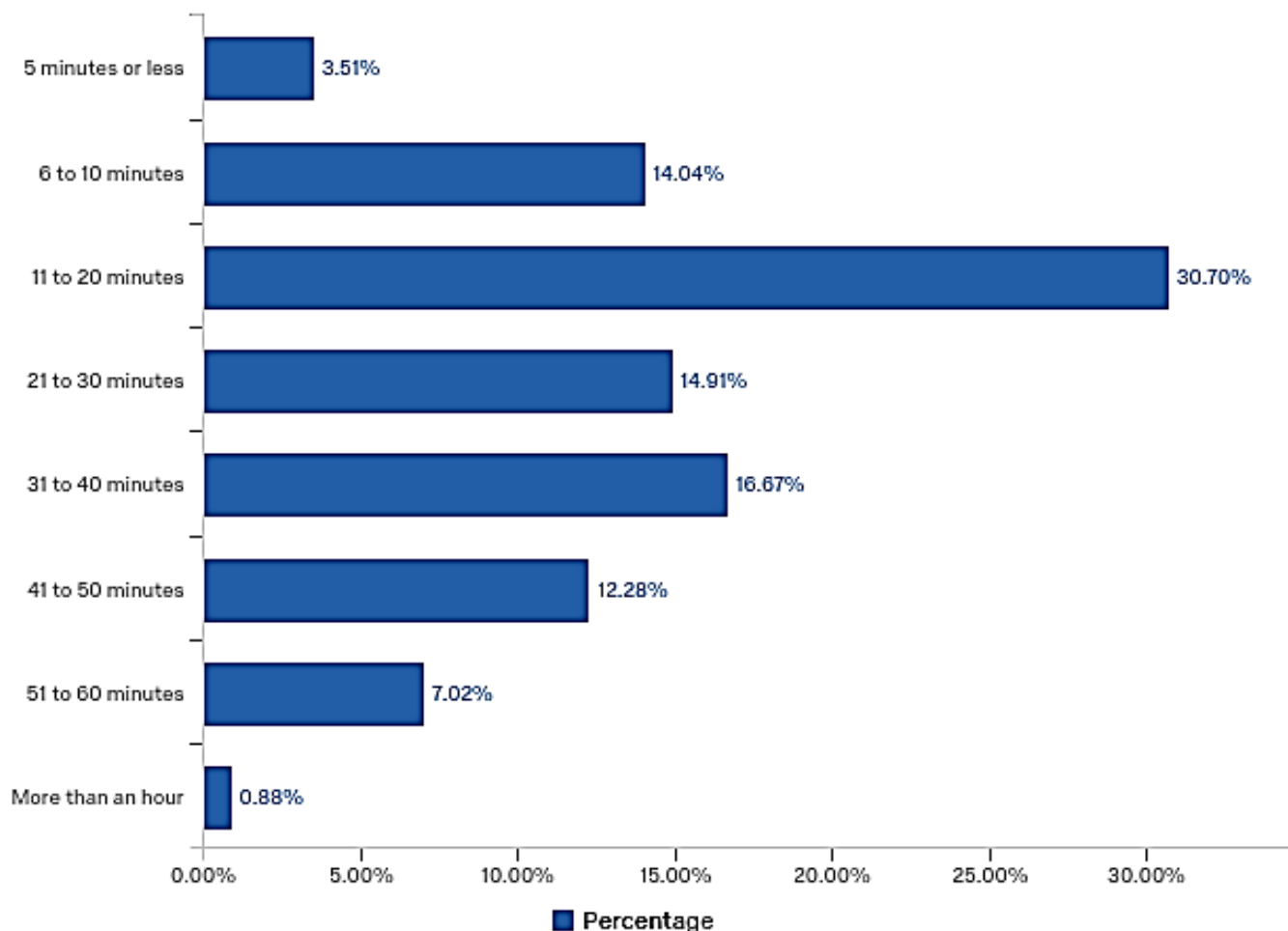
Q16 - During BAD WEATHER how often, if ever, do you commute to the hospital by a Madison Metro bus?



#	Answer	%	Count
1	Never	80.56%	547
2	Less than once a week	3.68%	25
3	About once a week	1.77%	12
4	More than once a week	5.60%	38
5	Every day	8.39%	57
	Total	100%	679

Minimum	Maximum	Mean	Std Deviation	Variance	Count
1.00	5.00	1.58	1.27	1.62	679

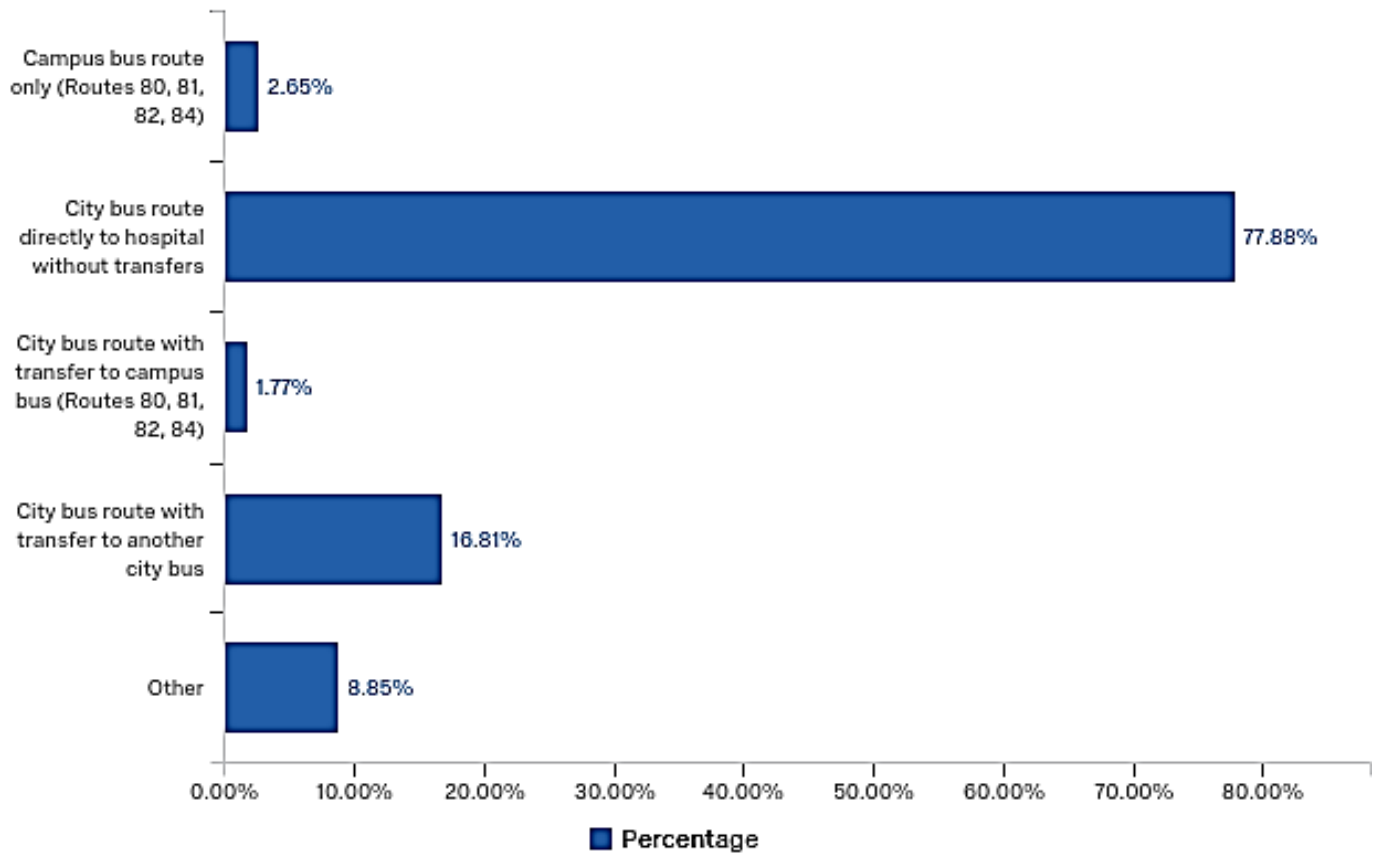
Q33 - What is the usual duration of your regular one-way bus trips to the hospital, including transfers? Please select one.



#	Answer	%	Count
1	5 minutes or less	3.51%	4
2	6 to 10 minutes	14.04%	16
3	11 to 20 minutes	30.70%	35
4	21 to 30 minutes	14.91%	17
5	31 to 40 minutes	16.67%	19
6	41 to 50 minutes	12.28%	14
7	51 to 60 minutes	7.02%	8
8	More than an hour	0.88%	1
Total		100%	114

Minimum	Maximum	Mean	Std Deviation	Variance	Count
1.00	8.00	3.96	1.62	2.61	114

Q34 - Which statement best describes the bus trips you take to the hospital? Check as many as apply.

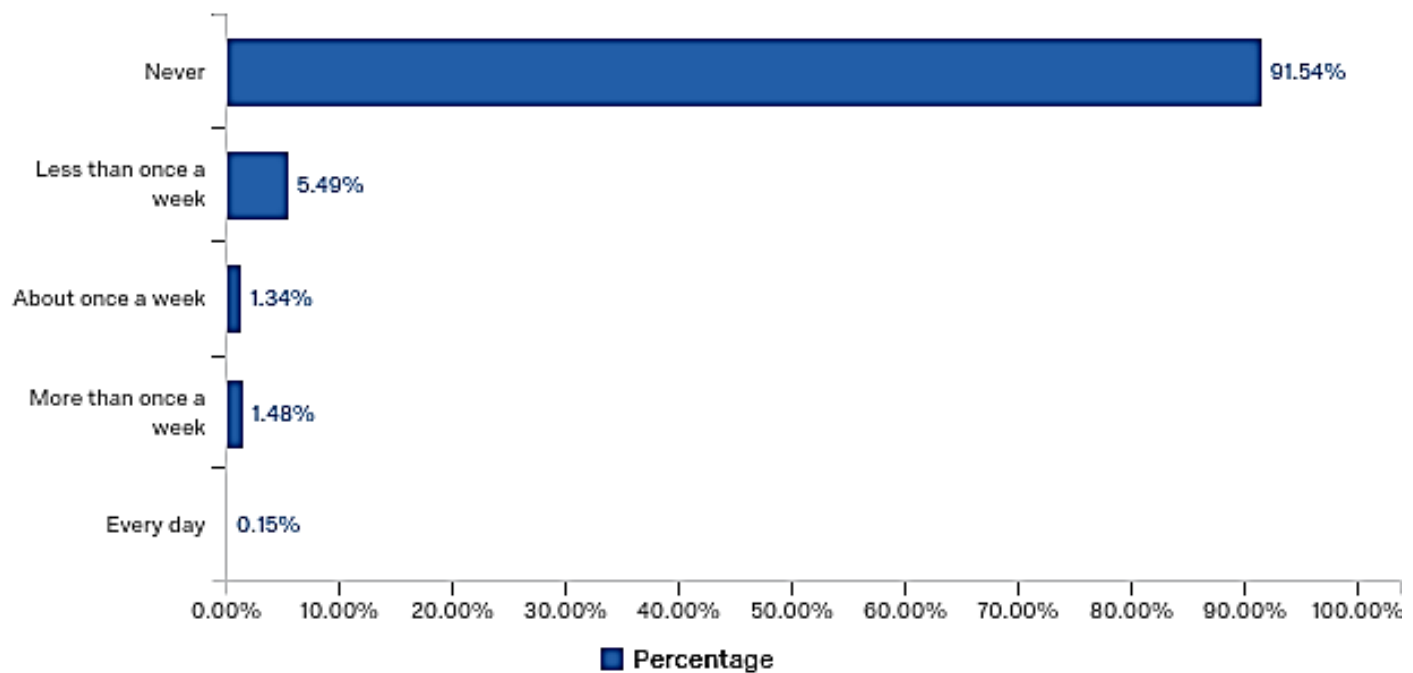


#	Answer	%	Count
1	Campus bus route only (Routes 80, 81, 82, 84)	2.65%	3
2	City bus route directly to hospital without transfers	77.88%	88
3	City bus route with transfer to campus bus (Routes 80, 81, 82, 84)	1.77%	2
4	City bus route with transfer to another city bus	16.81%	19
5	Other	8.85%	10
	Total	100%	113

Q35 - If other, please specify

76 routes
Park near hospital to take bus the rest of the way there.
My boyfriend works at the DOT on Sheboygan Ave. We carpool and park on the street over there. I then take the bus to the hospital and he picks me up at the end of the day. When we don't ride together, I park on the street by the DOT and then bus to and from the hospital. It usually takes 20 minutes on the bus and then an additional 20 minutes to drive from where I park to my house. I live only 17 minutes away from the hospital.
Drive to Olbrich Gardens to ride city bus.
I drive half way, park my car and then get on the city bus. This is not a traditional park and ride location.
I walk to a bus stop about 15minutes from hospital to get direct route to office where my partner works.
I drive about 10mins. to the North transfer point and ride in on route 28 or 2 depending on the shift. Otherwise it would take 3 buses to get me to work from my apt. on North Thompson dr.
city bus to park and ride, more often than once a week due to the 203 shuttle not coming between 1515 and 1545. (no 1530 pick up)

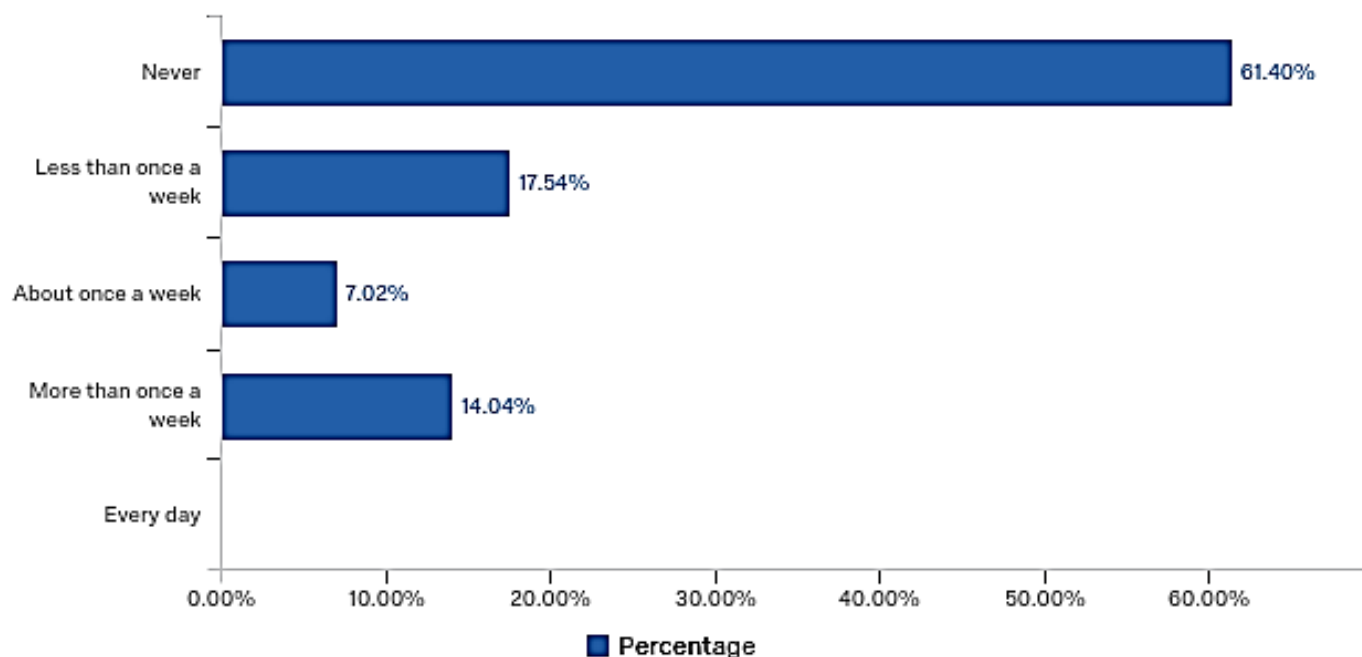
Q17 - How often, if ever, do you ride the campus bus (Routes 80, 81, 82, 84)?



#	Answer	%	Count
1	Never	91.54%	617
2	Less than once a week	5.49%	37
3	About once a week	1.34%	9
4	More than once a week	1.48%	10
5	Every day	0.15%	1
Total		100%	674

Minimum	Maximum	Mean	Std Deviation	Variance	Count
1.00	5.00	1.13	0.50	0.25	674

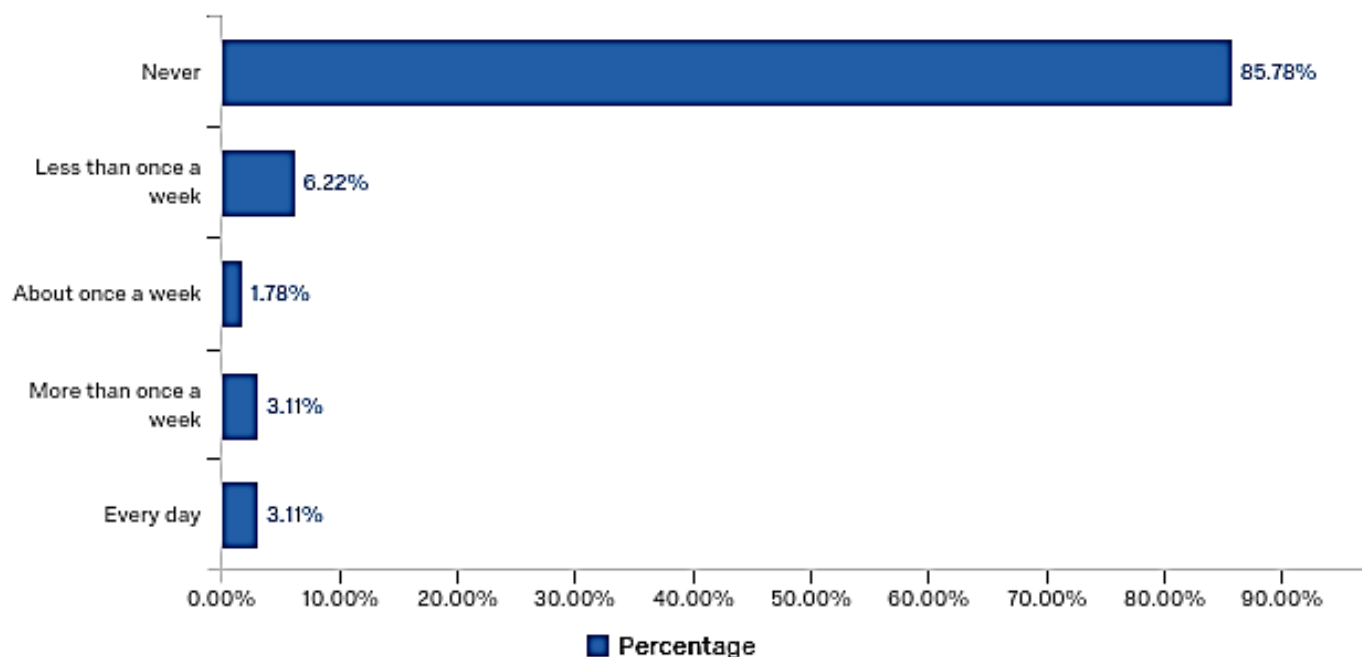
Q36 - How often, if ever, do you ride the campus bus AT NIGHT (Routes 80, 81, 82)?



#	Answer	%	Count
1	Never	61.40%	35
2	Less than once a week	17.54%	10
3	About once a week	7.02%	4
4	More than once a week	14.04%	8
5	Every day	0.00%	0
Total		100%	57

Minimum	Maximum	Mean	Std Deviation	Variance	Count
1.00	4.00	1.74	1.08	1.18	57

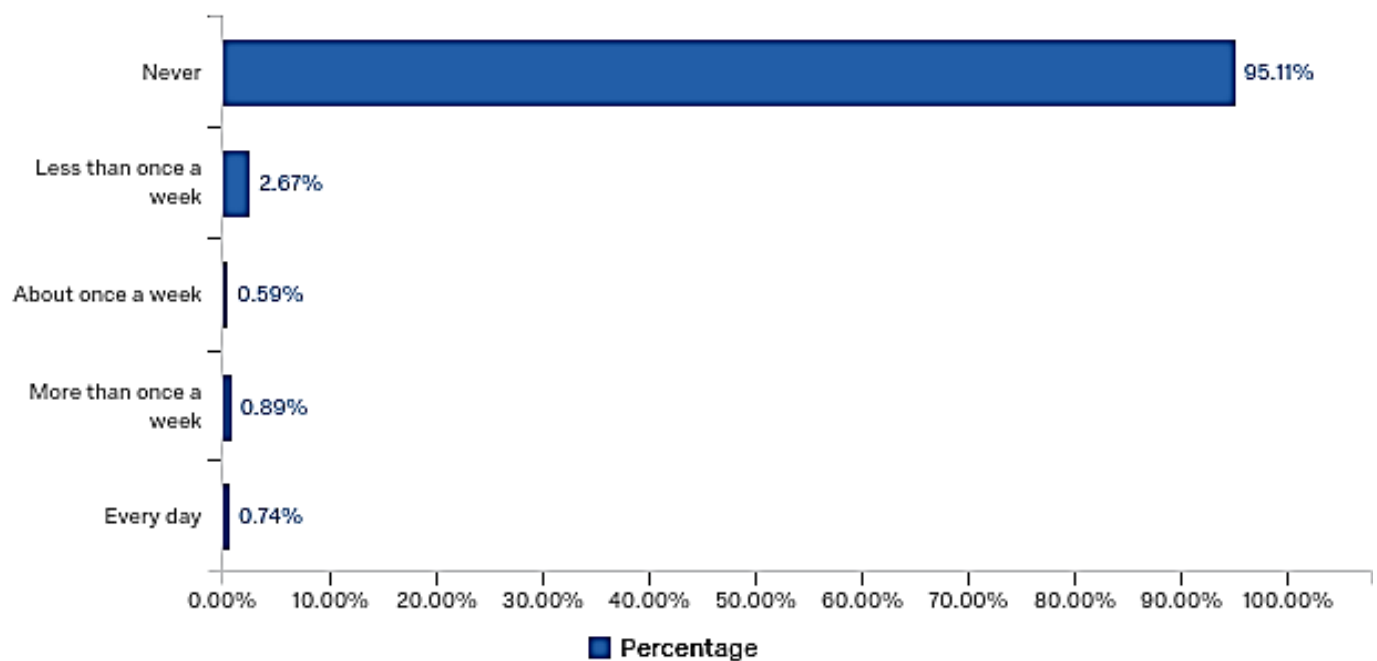
Q18 - How often, if ever, do you bicycle to the hospital in GOOD WEATHER?



#	Answer	%	Count
1	Never	85.78%	579
2	Less than once a week	6.22%	42
3	About once a week	1.78%	12
4	More than once a week	3.11%	21
5	Every day	3.11%	21
	Total	100%	675

Field	Minimum	Maximum	Mean	Std Deviation	Variance	Count
How often, if ever, do you bicycle to the hospital in GOOD WEATHER?	1.00	5.00	1.32	0.90	0.81	675

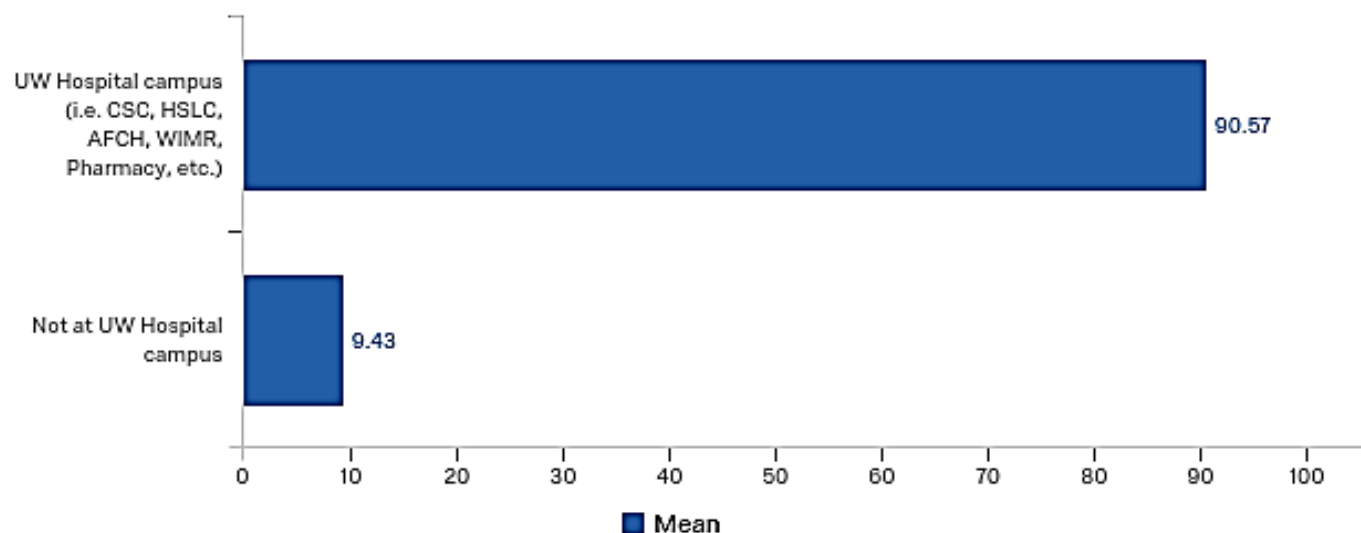
Q19 - How often, if ever, do you bicycle to the hospital in BAD WEATHER?



#	Answer	%	Count
1	Never	95.11%	642
2	Less than once a week	2.67%	18
3	About once a week	0.59%	4
4	More than once a week	0.89%	6
5	Every day	0.74%	5
	Total	100%	675

Minimum	Maximum	Mean	Std Deviation	Variance	Count
1.00	5.00	1.09	0.49	0.24	675

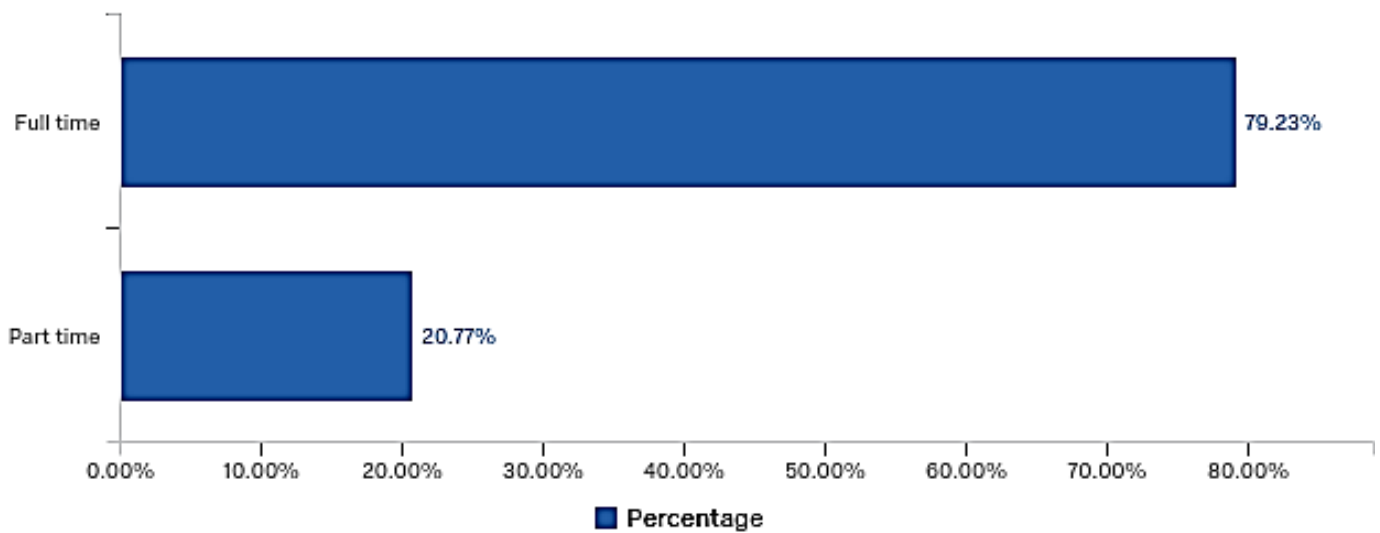
Q20 - What percent of time do you spend at each location for work? (Total must be 100%)



#	UW Hospital campus (i.e. CSC, HSLC, AFCH, WIMR, Pharmacy, etc.)	Mean
1	UW Hospital campus (i.e. CSC, HSLC, AFCH, WIMR, Pharmacy, etc.)	90.57
2	Not at UW Hospital campus	9.43

Minimum	Maximum	Mean	Std Deviation	Variance	Count
0.00	100.00	90.57	24.77	613.50	675
0.00	100.00	9.43	24.77	613.50	675

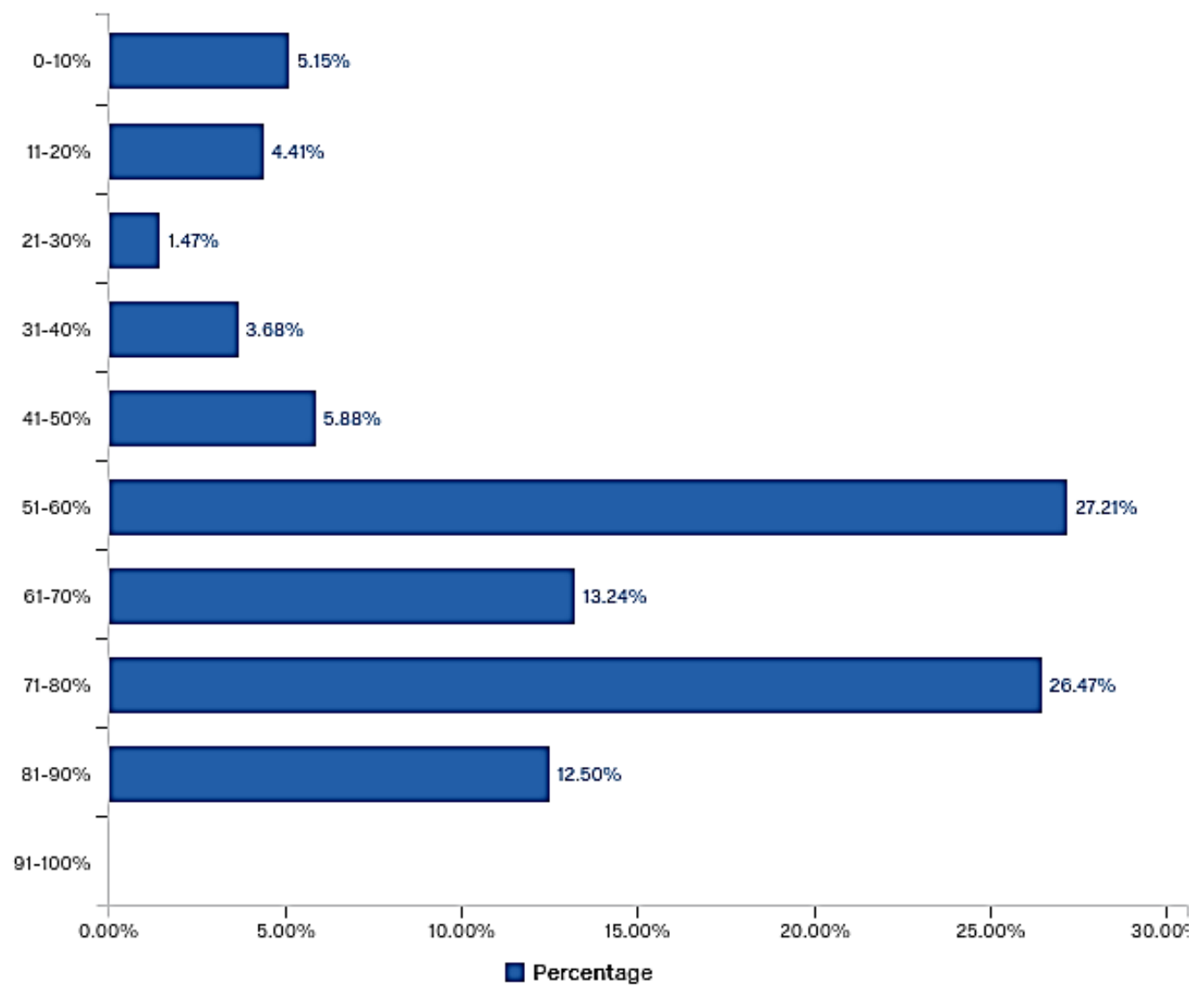
Q21 - What is your employment status with the hospital?



#	Answer	%	Count
1	Full time	79.23%	534
2	Part time	20.77%	140
	Total	100%	674

Minimum	Maximum	Mean	Std Deviation	Variance	Count
1.00	2.00	1.21	0.41	0.16	674

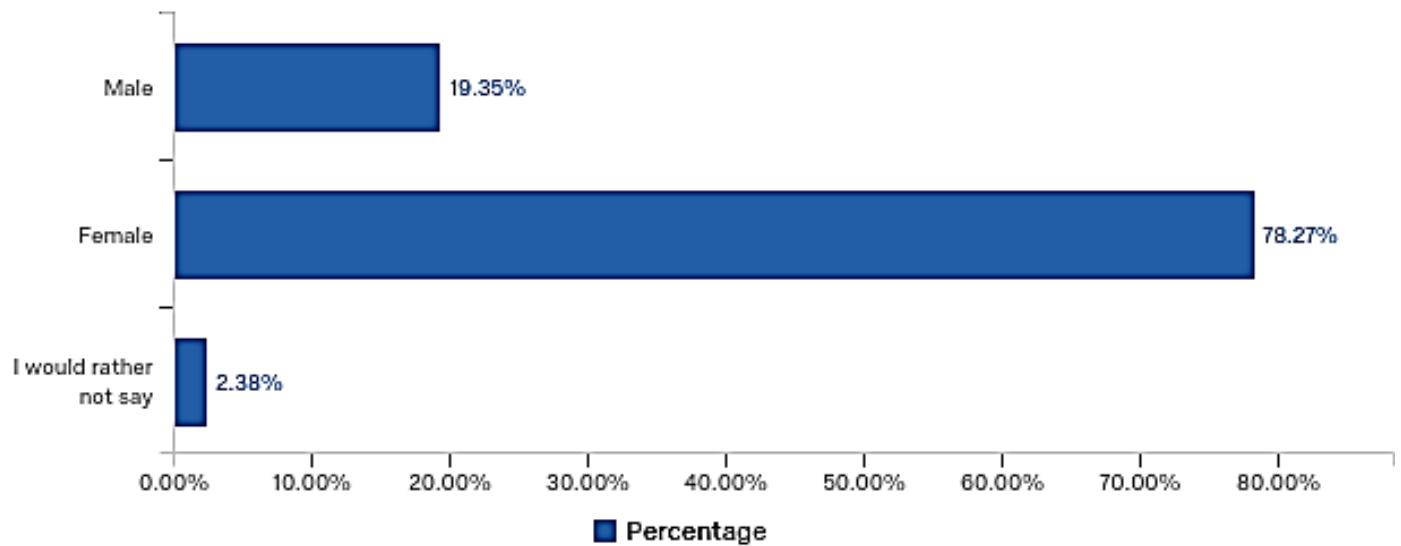
Q37 - If part time, please specify percent.



#	Answer	%	Count
1	0-10%	5.15%	7
2	11-20%	4.41%	6
3	21-30%	1.47%	2
4	31-40%	3.68%	5
5	41-50%	5.88%	8
6	51-60%	27.21%	37
7	61-70%	13.24%	18
8	71-80%	26.47%	36
9	81-90%	12.50%	17
10	91-100%	0.00%	0
	Total	100%	136

Minimum	Maximum	Mean	Std Deviation	Variance	Count
1.00	9.00	6.43	2.11	4.47	136

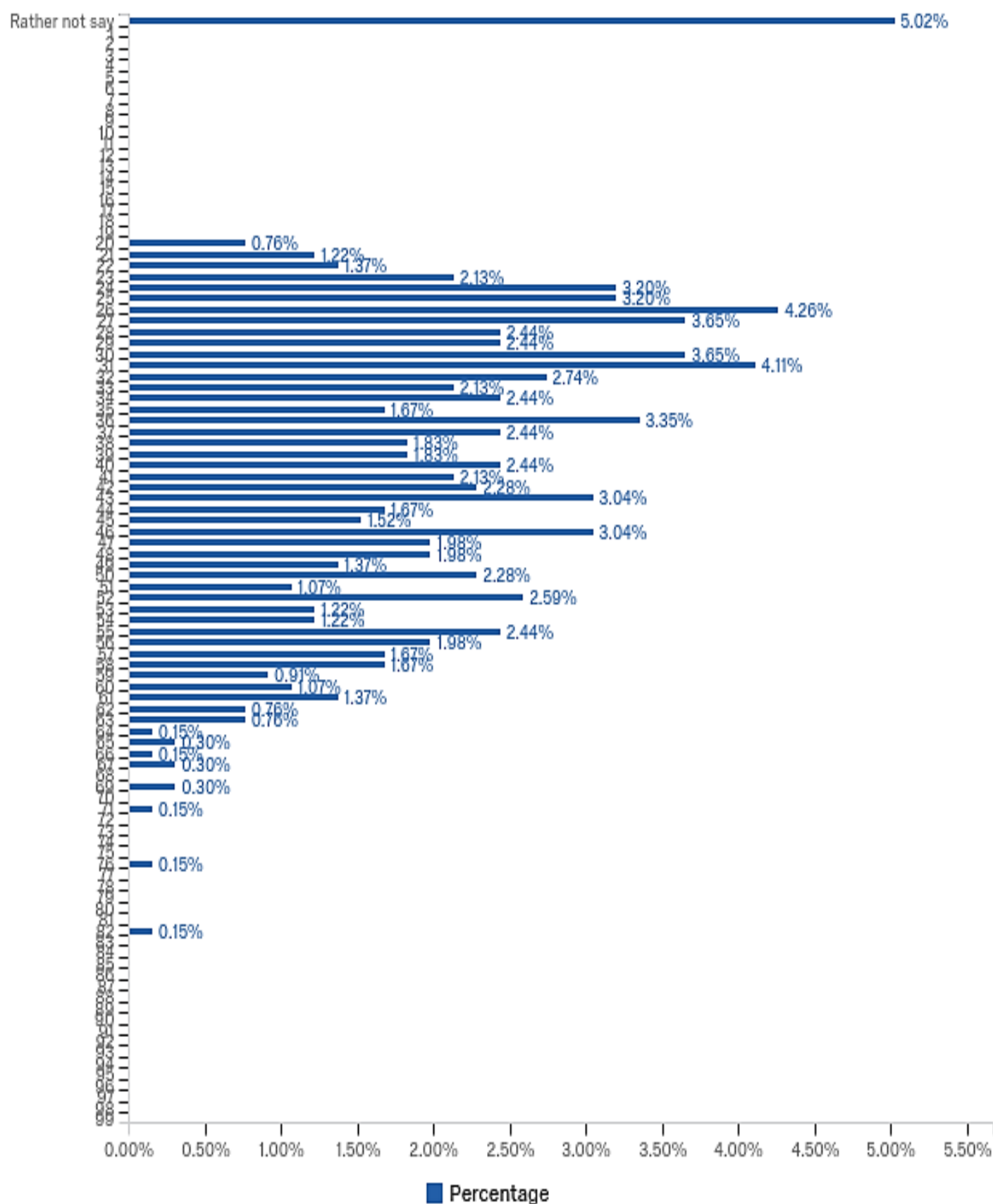
Q22 - What is your sex?



#	Answer	%	Count
1	Male	19.35%	130
2	Female	78.27%	526
3	I would rather not say	2.38%	16
	Total	100%	672

Minimum	Maximum	Mean	Std Deviation	Variance	Count
1.00	3.00	1.83	0.43	0.19	672

Q23 - What is your age?



#	Answer	%	Count
1	Rather not say	5.02%	33
2	1	0.00%	0
3	2	0.00%	0
4	3	0.00%	0
5	4	0.00%	0
6	5	0.00%	0
7	6	0.00%	0
8	7	0.00%	0
9	8	0.00%	0
10	9	0.00%	0
11	10	0.00%	0
12	11	0.00%	0
13	12	0.00%	0
14	13	0.00%	0
15	14	0.00%	0
16	15	0.00%	0
17	16	0.00%	0
18	17	0.00%	0
19	18	0.00%	0
20	19	0.00%	0
21	20	0.76%	5
22	21	1.22%	8
23	22	1.37%	9
24	23	2.13%	14
25	24	3.20%	21
26	25	3.20%	21
27	26	4.26%	28
28	27	3.65%	24
29	28	2.44%	16

30	29	2.44%	16
31	30	3.65%	24
32	31	4.11%	27
33	32	2.74%	18
34	33	2.13%	14
35	34	2.44%	16
36	35	1.67%	11
37	36	3.35%	22
38	37	2.44%	16
39	38	1.83%	12
40	39	1.83%	12
41	40	2.44%	16
42	41	2.13%	14
43	42	2.28%	15
44	43	3.04%	20
45	44	1.67%	11
46	45	1.52%	10
47	46	3.04%	20
48	47	1.98%	13
49	48	1.98%	13
50	49	1.37%	9
51	50	2.28%	15
52	51	1.07%	7
53	52	2.59%	17
54	53	1.22%	8
55	54	1.22%	8
56	55	2.44%	16
57	56	1.98%	13
58	57	1.67%	11
59	58	1.67%	11
60	59	0.91%	6

61	60	1.07%	7
62	61	1.37%	9
63	62	0.76%	5
64	63	0.76%	5
65	64	0.15%	1
66	65	0.30%	2
67	66	0.15%	1
68	67	0.30%	2
69	68	0.00%	0
70	69	0.30%	2
71	70	0.00%	0
72	71	0.15%	1
73	72	0.00%	0
74	73	0.00%	0
75	74	0.00%	0
76	75	0.00%	0
77	76	0.15%	1
78	77	0.00%	0
79	78	0.00%	0
80	79	0.00%	0
81	80	0.00%	0
82	81	0.00%	0
83	82	0.15%	1
84	83	0.00%	0
85	84	0.00%	0
86	85	0.00%	0
87	86	0.00%	0
88	87	0.00%	0
89	88	0.00%	0
90	89	0.00%	0
91	90	0.00%	0

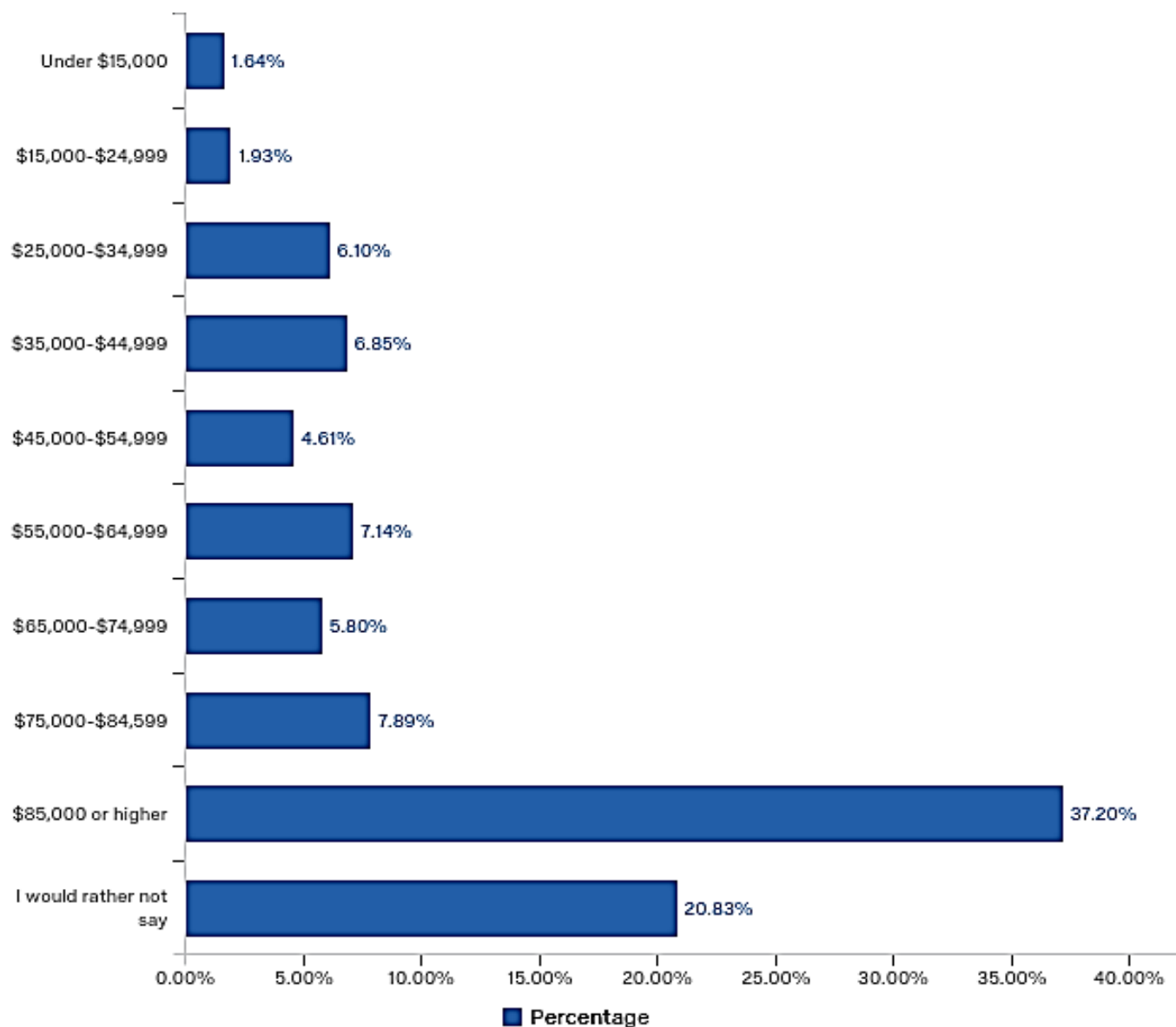
92	91	0.00%	0
93	92	0.00%	0
94	93	0.00%	0
95	94	0.00%	0
96	95	0.00%	0
97	96	0.00%	0
98	97	0.00%	0
99	98	0.00%	0
100	99	0.00%	0
Total		100%	657

Minimum	Maximum	Mean	Std Deviation	Variance	Count
1.00	83.00	38.44	14.63	214.18	657

[illegible]

Zip Code	Total	Zip Code	Total	Zip Code	Total
53711	51	53508	4	53518	1
53705	50	53523	4	53520	1
53704	43	53538	4	53526	1
53719	43	53583	4	53530	1
53562	37	53503	3	53533	1
53590	35	53515	3	53544	1
53593	29	53534	3	53548	1
53597	27	53551	3	53565	1
53703	24	53560	3	53570	1
53713	19	53563	3	53571	1
53714	18	53598	3	53581	1
53717	17	53925	3	53588	1
53575	16	53536	2	53594	1
53716	16	53546	2	53712	1
53718	15	53559	2	53793	1
53527	10	53566	2	53805	1
53558	10	53582	2	53901	1
53572	10	53595	2	53916	1
53589	10	53911	2	53923	1
53532	9	53955	2	53943	1
53715	9	53963	2	53954	1
53528	8	35716	1	53956	1
53726	8	53040	1	53959	1
53521	7	53064	1	53960	1
53555	6	53066	1	54701	1
53507	5	53094	1	54703	1
53516	5	53189	1	60605	1
53531	5	53211	1	61048	1
53545	5	53506	1	61050	1
53574	5	53510	1	61073	1
53578	5	53517	1		
				Grand Total	655

Q25 - What is your household income?



#	Answer	%	Count
	Total	100%	672
9	\$85,000 or higher	37.20%	250
10	I would rather not say	20.83%	140
8	\$75,000-\$84,999	7.89%	53
6	\$55,000-\$64,999	7.14%	48
4	\$35,000-\$44,999	6.85%	46
3	\$25,000-\$34,999	6.10%	41
7	\$65,000-\$74,999	5.80%	39
5	\$45,000-\$54,999	4.61%	31
2	\$15,000-\$24,999	1.93%	13
1	Under \$15,000	1.64%	11

Field	Minimum	Maximum	Mean	Std Deviation	Variance	Count
What is your household income?	1.00	10.00	7.64	2.44	5.95	672

Q26 - Please provide any questions or comments regarding the survey.



Please provide any questions or comments regarding the survey.

I noticed you did not have the guts to address the cost of parking on campus. Just so you are aware - everyone knows that you subsidize the parking for the highest paid employees at the expense of the lowest by "negotiating" it into their salary and passing the real cost onto everyone else. How about a parking fee based on a fair straight percentage of annual salary? That would mean you would actually have to grow a pair and make the highest paid pay for their own parking like everyone else does.

I typically bike to work in good weather. With bad weather or various other reasons, I get dropped off. On days that I get dropped off I would prefer to park, but it is too expensive to do regularly. On days that I have an appointment immediately after work or if I have an off-site education, I do park in the parking structure and pay the full amount.

I am day/pm rotator, it is hard to get home when working a pm shift if I take the bus.

Parking here is horrible. The process to obtain a parking pass is not friendly. I spend 8 minutes just walking into work once I am parked. The cost to park is insane. I am considering working at a different hospital that is not wasting 8 min of my time just to get inside of the building and then charging over \$1,000 just to park there!!

parking in Lot 60 is way to expensive. Please consider lowering the fee. Thank-you!

I don't take the bus because it would require a transfer to get to the hospital - if it were a direct route I would definitely take the bus. I live off Seminole hwy and near mohawk

Comment: The bus 202 has missed pick ups at times. Lately this has not happened, but was an issue in the past. Also, certain driver(s) have had trouble driving the vehicle with caution. Driving fast, going up the entrance of the

driveway/parking lot going 10 to 15 miles an hour causing the vehicle to rock frantically back and forth. This has caused many issues with riders almost falling out of their seat and causes unwanted movement within the c-spine. Please ask your driver(s) to slow down when entering and exiting the parking lots and be more mindful of other vehicles. PS: This message is more for one particular driver that I would rather not mention a name. Thank you! I will add I'm thankful for those driver(s) that are mindful and have enjoyed their job.
Would be helpful if there was more resources or information on car pools and bus routes available because parking is very expensive here and I don't have either parents or anyone to depend on for income but myself.
I work out at The American Center so not sure if this applies to me.
Parking cost way to much!!!!!!
Parking costs way to much money considering we work at the hospital there should be a very large discount for full time employees.
I am very dissatisfied with the parking situation for the hospital. I pay a lot of money to park in a lot where stalls are double sold for events. Garbage is strewn about and people are walking and playing games in the driving lanes creating a very unsafe situation. The price for parking is very high and parking way to far away from the hospital. I have worked here many years and my only dissatisfaction is the parking situation and how is managed by the University
I would appreciate the ability to park 5 times a year free of charge for those of us that ride a state van.
I think it's ridiculous that I pay for parking to come to work, however I'm told I can't park in my lot that I pay for, anytime there is a sporting event.
I cannot vary my pattern of driving myself to and from work due to the unpredictability of my hours at work. Sometimes I have to stay longer than anticipated making it difficult to utilize other options
Before I moved, I had commuted and used the park and ride system with the Madison Metro Bus system. I would park at the North transfer point and bus into work.
I really wish parking was not so expensive. I know many people who struggle with parking costs and it is a negative aspect of working here for people who are not able to commute via bike/bus like I generally do.
Would like more evening bus options without transfers for 38. Thanks!
I thought this survey did not ask the right questions. I use multiple ways of getting to the hospital. Because your parking charges an insane amount per year, I park roughly 1 mile away from the hospital, and walk in each morning, alone, in the dark. I am a young female. PLEASE do something about your parking. THIS IS SO UNSAFE.
Parking is not an issue for me, but the parking situation is a very large issue for many of my coworkers. CNAs, who have more limited income, especially find it challenging to find a cost effective solution. I know people who won't apply to UW because of the parking. It's an absurd situation. If the parking can't be free for employees, there must be a better system than having employees pay post tax, out of pocket.
Parking is too expensive for people who have to drive in from out of town
I go to the hospital and other locations multiple times per day.
Having free parking for employees would be nice.
I live in Fitchburg and wish there were better Metro options from that area. Thanks for asking.
I think there are several things the UW Hospital and University could do to encourage alternative forms of transportation: 1. Reduce the price of flex parking for less-expensive lots (e.g. Lot 60). 2. Encourage Madison Metro to provide bus routes that travel more direct routes along major arterial streets and with fewer stops to reduce travel time. 3. Provide a transit connection between the major UW facilities (example UW Health West clinic to Research Park Clinic to University Hospital to UW Health East Clinic to UW Health at The American Center.) 3. Encourage the city to develop Bus Rapid Transit (BRT) or a form of light rail along the Univ. Ave. rail corridor (including a stop at the University Hospital) to reduce congestion, which is particularly bad during rush hour.
WHAT IS THE PURPOSE?? HAD NOTHING TO DO WITH THE RIDE ON THE SHUTTLE BUS AT ALL
Survey wasnt efficient enough for employee concerns regarding parking.

FYI - answers may be "skewed" d/t living so close to the hospital and d/t working night shift. Answers would be different if I lived farther away and worked day shift.
I use handicap parking.
Difficult to do parking selection. Too expensive to park - hospital should help with expense.
I work at the hospital but also other sites in the UW system including the dialysis center and at the AOB. While I would love to be able to ride my bike to work, carpool, take the bus, I cannot as I have to be able to transport myself on somewhat short notice to these other locations regularly. I still do not have parking at UW and have been quite frustrated to have to pay the high cost of hourly parking in the UW hospital ramp.
Good survey to encourage us to take bus or bike.
I usually drive from my home to Tenney Park, where I leave my car and get on either the 2 bus or 28. I do this because 1) I am usually running late and 2) it shaves 15 minutes off of my morning commute.
I am faculty. I work at Meriter and the VA. I also come to conference at UWHC. I answered these questions about my commute considering both the VA and Meriter.
parking is a major issue for me. the lack of availability and options is annoying at best....
I usually drive then park then take Madison Metro to work. It is not a park and ride through UW, though.
I just have a few comments regarding the transportation situation here. I have asked to have a sidewalk added to the lot 76 area that would lead a person from the garage to the area where the shuttle is parked with no response. There is not a safe place for a person to walk. Either I walk in the driveway to the entrance of the lot (without getting hit) or walk on the tall grass, mud, or snow. Please make sure to have someone work on this issue. For the amount of money that is paid I would expect to have safe travels from my car to the shuttle!
What is this proving? Let's talk about the cost of parking and having to pay to come to work which is terrible.
Parking at UWHC is very expensive and I think that as employees the university should give a more reasonable fee for parking.
The transportation system for this hospital is a complete joke! I come from a much larger hospital, one with over 1200 inpatient beds and had over 47,000 employees and their transportation system was much better developed. The hospital vouched for staff to be able to park in the parking ramps during "non peak hours." In addition, they had several direct bus routes and MULTIPLE commuter lots, on each side of town, to bring staff into the hospital. Currently I work evening shift and the parking permits do not pertain to me! I have to risk my safety biking late at night to get back to my car. The evening permit only allows parking from 3pm to 3am, so when I work 11-2330, I have no safe way to get back to my car. There is one bus that I could ride at this time, but since I don't always get out of work on time, this means that if I missed the bus I would have to walk over 2 miles late at night, which is not safe. I am so dissatisfied with this transportation issue that I am looking for other places of employment.
During the school year, but drop kids off on their school on the way to work (making it difficult to ride bike, share rides, use public transportation).
I think the hospital should give you the money they would pay for your bus pass if you don't use one. I also think you need to stop raising cheaper ways to get to the hospital. Motorcycles use way less gas and have way less emissions than a car. You should really promote riding a motorcycle to work and charge less. Wisconsin has terrible winters so you can't only have to buy a motorcycle pass you need a car pass too. There should be a discount if you buy both. Thanks!
The only reason I drive is that I can't coordinate the bus schedule with drop off/pick up of my child at daycare
I've been at UW 26 + years and cannot park where I work How ridiculous is that!!
I use the B bicycles and as well as my own during the spring and summer from the 202 park and ride.
I appreciate all of the extra bike parking provided by UWH.
Parking permits are very expensive. I can't lengthen my day and get home to kids after work in time or leave any earlier in am.
This survey really does not do any good. To really work on improving transportation UW-Hospital and Clinics NEEDS!! to build and provide a on campus parking structure for their employees that they shouldn't have to pay upwards of a \$1000

dollars a year. This one of only a few hospitals and the only Trama 1 hospital I know of where employees don't have parking to get to work and not have to rely on public transit. It is really kind of sad that such a great hospital such as UW and all we have to offer in advanced and superior medical care cant seem to get parking that doesn't cost employees money. You should not have to pay parking to come to work.
Helpful survey. Appreciate all the alternative options for driving alone to work. If there were a solution to being able to drop kids off where they need to go and NOT have to drive alone, I would take it. (I know that is not an easy solution, just putting the reason out there).
I cannot carpool, ride a bus, or bike to work because I have a school-aged child I have to transport to and fro school, sports practice, etc.
Middleton residents are hampered by both the infrequency of rides and timing of rides. When I work a little later than normal I am truly stuck as I have to walk in the dark for about 25 minutes, some in neighborhoods that are not well lit. What about a park and ride in Middleton?
My arrival hours vary between 7:00 and 9:30, making a steady car pool situation difficult to impliment. I also often pick up my child from day care, which necessitates my own vehicle. I wouldn't be opposed to using the bus per se, but typically the commute time is x2 the car time for similar routes. It would likely take me 60+ minutes to bike to work.
Could there be a process that you could electronically get a daily pass if the both riders of the carpool are working. It is not convenient to get a pass. Option typically to park in Lot 76, when you arrive its full and you have now have 10 minutes to be on the unit, it makes it impossible for staff to get a daily pass when patient care is the priority after you have badged into work.
Parking rates for the lots should be based on your rate of pay.
Wanted to clarify that while I arrive alone by car, I drop off kids at school enroute. If there was no drop off would be able to use bus (as I did prior to school-age kids).
I wish UW would cover the Monona Van Pool. That would be much more convenient for me, especially in the winter.
I would LOVE to take the bus more often, but the bus takes a really long time in the morning and also does not reliably or frequently enough come back to my house. Also at the early morning or later evening times that I need to get to the hospital as a clinician it is not frequently practical.
I wish I could take Madison Metro more often in bad or cold weather. The bus stops are not very convenient for me to get to the hospital since I live on Regent St. I either would have to catch the 6 for a few blocks or walk more than 5 blocks to catch a different bus. It is difficult for me to know if the bus arrives before I do on mornings I've tried to walk to a bus stop.
I think parking is extremely over-priced at UW-especially for employees. Discounts or reimbursement should be available. Busing and van/ride share opportunities are not always AVAILABLE or possible for where I live/times I work. Other more affordable options should be available for EMPLOYEES.
parking fees should be based on how many hours the employee is in the lot. It's highway robbery for a part-time employee to pay full-time parking.
I wish you would simplify signing up for parking-it's ridiculous how stressful it is
I do not think it is right that employees should pay for parking.
Although there is a metro bus station within 4 blocks of my house, it would take over 1.5 hours to arrive at the hospital.
Due to being on call as a physician with somewhat irregular hours I drive alone in my vehicle so that I can leave when I am done and I do not have to wait for alternative transportation. This is probably not the correct forum, however, parking around the hospital is challenging and not equitable. Why do physicians with few years of service have access to "better" parking/covered parking compared to physicians who have been at UWHC for more than 20 years? There is growing resentment.
a park and ride at the uw-clinic locations should be considered, especially the west side clinic.
I work days and evenings equally. In a given week I will begin my shift at 0700, 0900, 1100 or 1500.
I ride to work with my husband, who also works at UW Hospital.
Transportation Services NEED to offer additional parking. I live too far away not to drive, I've worked at UWHC for over 2 years and I have been on a waiting for lot 76 and 60 for over 2 months. We shouldn't be forced to find another location

to park other than our job location and then get another mode of transportation. I've been very frustrated with the parking permit process.
Parking near UW hospital is extremely expensive. I park and ride near park street/john nolan area would be helpful. UW hospital contribution to parking costs would be helpful as well
Park and Ride shuttles should be available until 8 pm on weekdays for those who work 12 hour shifts and do not get off work until 7 pm or later, otherwise employees who have the park and ride pass have to park somewhere else when they work 12 hour shifts pass 7 pm.
I work form 2300-0730. There are no organized bus/shuttles to/from the hospital. I have no option but to drive to work at night.
N/A
I think it is unfair that as employees we already have to pay for parking but on event days/games for UW we are forced to pay extra. Also the price for parking on days is way too expensive. When I move to days next year, I will be parking a ways away and walking to work.
Thank you, I love taking the Madison Metro bus to and from work. No transportation system is perfect, but the bus works for my commute.
I would prefer to pay based on how often I use the lot. I would you the shuttle if it provided more buses at peek times.
I'm not sure if any of these results go to the hospital but if so, I would advocate strongly for UWHC to pay for parking. For people who are making the least amount of money, the cost is a significant burden. If I took the bus, the time it would take me (more than 1 hour one-way) is not practical.
The earliest bus from the hospital to downtown on Sundays is 7:45 AM (bus route # 2). This is extremely inconvenient for overnight shift workers who work 10 PM Saturday night and go home 7 AM Sunday morning.
It would be great if there was a meeting permit- something that we could have a time limit for a close lot for meetings (3 hrs or less) rather than spending an excessive amount of time parking far away from the hospital for such a short visit.
I think is a good survey
I take the bus home from the hospital every day. All the questions only ask about transportation to the hospital.
It is hard for me to fit into your categories. I mostly bike to and from work. If the weather is bad I mostly walk to work and have my husband pick me up after work. If I am in a hurry for some reason I have my husband drive me to work (after we drop off our daughter at school) and then he usually picks me up after work and drives me home. I do not have parking at UWH.
I am a hospital employee. my husband works on the other end of campus. We carpool together almost every day. he takes the bus more frequently than I do. Because of the nature of my job, I have to be able to leave the campus during the day to go to other facilities and I almost always use my car to do this.
The traffic patterns around the hospital are more of an inconvenience than the rest of my drive to the hospital. The pedestrian walking patterns can sometimes add more than 5 minutes to my drive into the hospital.
Parking is extremely over-priced.
Parking at the UWHC continues to be a hassle that is worse each year. Construction closes lanes near the hospital causing congestion, especially at major shift change times. Commuting from out of town prevents me from using alternate transportation as my start time/end time changes daily. Working part-time I pay fulltime rates that are not competitive with rates area hospital employees pay. Annual applications are a hassle. Why not ask if anything has changed and allow employees who are eligible to stay in same lot, just renew or update info. Seems unfair that Lot 60 employee parking rates are reduced, especially for those working in adjacent buildings. Parking is the hidden hassle no one tells new recruits about.
The parking situation is terrible and this needs to be addressed first and foremost. Secondly, I spent about 30 minutes of every day in traffic jams around the hospital due to all the construction. If you want productivity and friendly employees, the employees need to be happy, not spending time stuck in stressful traffic around the hospital then spending another 20 minutes walking in from the parking garage.
I am a new employee in training, going into my 6th week now. When will Transport get back to me with news on my Parking Pass requested? Has it been denied? Have I done something wrong?
I like flex parking as an option. I think it should be cheaper to promote other ways of getting to the hospital besides driving. \$8/day is pretty expensive.

survey did not ask how long in time or distance that one would walk from parking location to the hospital in good or bad weather
Parking at UW is far too expensive especially when some people do not have a choice except to drive. The bus is not always reliable and even if you choose a park and ride you still have to pay.
N/A
Please make the transportation process for parking permits better. It is really confusing as to how to go about getting a base lot, permit, etc. to park when you are new and still trying to get other things in line. By having to pay \$12/day to park until getting a permit of some type is very difficult. Also, the process is not very well outlined as to what is needed, links to click, questions being answered, etc. Thank you.
Driving from Far East side to the far west side, wish Madison had a better transit system. Currently no avail alb transit hours for times/location.
I currently use the University Crossings park and ride to get to the hospital as I live 62 mile away. As end of shift times are usually on the hour or half-hour, it would be nice to have the shuttle pick up times be moved back to accommodate checking out and getting to the pick up sites. Currently the pick up time at the HSLC is at 1804. I check out at 1800 in my area and am not able to make the 1804 time as I am located in the F wing of the hospital. If those times were moved back by another two minutes would be hugely helpful and would make shuttle riding more appealing. Standing and waiting until 1817 is a bit of a bummer with such a long ride home for me.
parking here is expensive and a pain with all the construction. I hear a lot of complaints from patients
wish there was a bus route from park ride with an expressed route to campus and hospital
Like I said before, I do the Lot 203 Park and Ride and overall it works out well for me. But, please remind the drivers NOT to leave the pick up locations early. And, it would be wonderful to have like a 3:33 PM pick up at the WIMR location. There are a lot of people who get done with work at 3:30 and that 3:46 PM shuttle is usually pretty full.
Due to the fluid nature of my schedule and on call demands, a private vehicle with no passengers besides myself as driver is the only consistently reliable option I have. City bus service does not get me to the hospital early enough from Verona (where I would need to use a park and ride lot). Near by park and ride options are also not early enough for regular use (despite the fact that I pay 4 times the rate for lot 76). Buses, thou more efficient for a city, would - even if scheduling allowed - almost triple my daily travel time from 45 minutes to over two hours. Time I do not have to sacrifice. I would like a cheaper parking option for hospital employees but I do not see that as realistic within the dynamics of parking on or near this campus. A reality I know from many years of experience. I lived in Eagle Heights many years ago and I am a UW alum. I understand the harsh realities of parking here and I, though challenging at times, am grateful that such efforts are made to enhance the available parking. Suggestions? How realistic would a large parking structure be on the fields between the hospital and Eagle Heights (if the top level of the structure were converted to field space)? They implemented such an option on the MSOE campus in Milwaukee a few years ago and it seems to be successful.
Very disappointed in the cleanliness of parking ramp 76. Spider webs engulf all doors. Garbage not cleaned. Parking is very costly and at least the doors/door frames/windows can be swept or power washed.
I would like to see a free lot that you can park and take the city bus or bike to work form.
I Really like working on the weekend because I don't have to ride a city bus and show up a half hour early to catch a bus to be on time for work. I already drive 50 mins. to and from work I would really like it if I didn't have to make my 12.5 hour day any longer. So being able to park closer or somewhere I didn't have to ride a bus would be nice.
~\$1000 for parking yearly is truly ridiculous. After paying that amount, there are still times it is difficult to find a parking space when "games" and other UW activities are going on and non-paying people are allowed to park in our spaces. I don't know of any other hospital in which employees are required to pay these extremely high prices of parking for WORK. Also, people who don't park correctly in a parking space (and take up a portion of another parking space) should receive a parking ticket.
I park in lot 76. I do not understand why there is a back up of cars from marsh-clear around highland-around the swan pond at least 3 days /week. I arrive at 6:40 in the morning-20 mins before my shift starts & I encounter this ridiculous back up. I don't know if it is because of the gates or what- but it just is crazy that this happens every week. I have almost been late to work , on several occasions because of these back ups. I don't know if there is anything that can be done, but it would be great if someone could look into it. Thank you.

I really appreciate the free bus pass. I would be very concerned if that was no longer available. I also appreciate the multiple bike racks but I think there should be a bike station with air and repair items available since there are so many cyclists to work. Thanks!
You need more bike racks, when I do ride there are not enough racks outside the old ER entrance. I would ride a moped in but again not enough parking spaces.
I drive from Sauk City to Madison, park and hop on a city bus. it's insulting that employees are required to pay so much for parking to go to work. it is also a reason why many people leave or choose to not work at UW.
If public transportation (i.e.subway/train)was available from my Horeb to Madison I would take it everyday
I think many important questions are being missed. Why are we paying so much for parking? They don't even provide security cameras for our vehicles. My car was hit in Lot 60 this year and there is ZERO security cameras and the security guard had refused to look into who hit my car because IF they investigated those things he said he "would be investigating them all day". I had to pay a \$500 deductible on top of the \$700/year I pay for parking. Also, last week a group of 20+ kids were playing soccer in Lot 60, hitting cars with their soccer balls and even kicking them at vehicles, when I mentioned this to the transportation
I am appreciative of the free bus tickets for the whole year.
Parking for full-time employees always seems to be an issue. Hopefully the issues that are already aware of can be addressed appropriately and efficiently to aid employees in parking without parking fees.
The cost to park at the hospital is a little outrageous. It is annoying having to pay extra on the weekends when there's a sporting event when I am already paying for a parking pass for that lot. I understand having a need to bring in revenue through parking but I find it quite obnoxious how much it costs to park at our place of work. I know that I am not the only one frustrated with the skyrocketed prices. I understand that I can take other methods to get to work to save money but I am not comfortable taking a bus or biking home at 11pm after my shift. I feel much safer being able to drive myself.
There is no incentive for me to take the bus when I already have paid for a parking pass for lot 60 or 76. I already own the pass, so why take the bus? I work for the pharmacy department and work a mix of 0700-1530, 1330-2200 and weekends. Bus system currently goes to the hospital in AM and returns from hospital to Fitchburg in PM. Does not help me on PM shifts or weekends. My PM and weekend burden is 30% and AMs during the week are 70%. This mix forces me to buy a parking pass and drive. Park and rides do not have transportation into the late hours or on weekends. In fact, my husband works for UW Health as well and we have 2 parking passes because our schedules rarely ever coincide. We have re-worked our transportation situation again and again - and every year, we buy the 2 passes. We are considering relocating our household closer to the hospital, but then the cost of living changes that exceeds the cost of the annual parking passes.
I work between DHC and UW hospital and usually need to be at both locations everyday with less than 20-30 min to get between (door to door). This makes bus, bike, park and ride very difficult. As faculty I have not been happy with the parking situation and find it makes my day more stressful as I either have to pay cash to park in a ramp per hr or have significant difficulty getting to my next clinic or lecture in time. I have brought this up w UW transportation who say there is nothing they can do.
I would love to take the city bus to and from work. I did when I worked day shift. Now that I work pm's the bus doesn't run late enough as I am often late getting out of work at night.
My transportation varies GREATLY between Winter and NOT Winter. During the Winter, I alternate between riding the bus and driving. During NOT winter I exclusively ride my bike unless it is raining (in which case I drive). So, to ask me how many times per week I do something does not elicit a clear answer and "bad weather" is not necessarily a good qualifier bc that means different things at different times of year.
I appreciate the flexibility with parking as a day/night shift rotator. I know there are so many people that need to park here on a daily basis. Have never had an issue using my UW issued parking assignment.
If the weather is nice and there is no precipitation in the forecast I ride my bicycle but more often than not the weather is not favorable and I need to ride a bus. Taking a city bus is not optimal. There is a bus stop across the street from my house but the buses stopping there do not operate during hours that get me to work on time so I need to walk 6+ minutes (which can be dangerous when neighborhood residents don't clear ice off their sidewalk, etc) or transfer to another bus. I am also unsatisfied with the new policy in which CSC security will not validate my parking pass when I come in on call for the weekend. I am not happy that I had to buy a \$50 pass for my on call parking. Yes, it is reimbursed to me at the end of the fiscal year but I am out \$50 for my entire career at UW Hospital. Needless to say, I don't appreciate the parking situation forced upon hospital employees. Believe me, after 14+ years this is not fun. I don't care

who owns what property and that's why we have this situation- it is not right to make this the employees' problem.
I am sure you get plenty of complaints about parking, or lack of to be exact, and the cost. I understand the incentive to get people to carpool or utilize mass transit but due to my schedule that is not possible. I wonder if parking fees could be based on a sliding fee scale. I was told that in my department, preferred parking is given based on seniority and base pay. Those who make more get better parking. It is as though we are additionally penalized for making the least income. ??? That does not make sense.
The parking passes for night shift need to be ammended for ramp 75 attached to UW hospital. The passes currently are valid for 430 pm - 8am. However shift change does not complete until 730am and frequently goes past 8am due to long reports or sudden changes with critical patients. They passes should be valid until 830 or 9am like they had been in previous years to accommodate for this very frequent issue.
since I work 4pm to 12am, there isn't a metro bus running at that time. The other comment I'd like to make is, I think it's awful that we pay to park in the 76 ramp and yet aren't allowed to park there when there is a sporting event. We should be the first to have parking when we work the day, evening, or weekend of a sporting event.
I feel the UWHC employees pay too much for parking fees. Lot 131 is very dark and I do not feel safe there, please install some lights for safety. some times last winter lot 131 was not plowed properly and it was slippery to walk across the lot to get to the shuttle.
When I go to the UW hospital I have to leave to get across town to the East clinic across town for the afternoon. This makes it impossible for me to use alternative modes of transportation (carpool, bike, bus, etc...) as I would not be able to arrive on time to clinic. Also, as I am the main UW hospital infrequently, it does not make sense to buy an annual parking pass. This is a frustrating experience because I have to pay the high hospital parking rate for one clinic/week. This makes working at UW hospital clinics undesirable.
First, I would like to point out that UWHC is the only place of employment Ive had that I have ever had to pay to park. The process for parking is excruiating and expensive. When new employees start, it is a nightmare trying to orchestrate parking. There are in fact folks that will not come to work here because of the parking situation. It is definately a negative aspect of employment at UWHC overall and impacts employee satisfaction in my opinion.
I work 1-9:30 pm, there is't adaquit parking for that shift.
I also use my motorcycle once a week on avg. I use a park and ride when I come in by bicycle, about once a week. Both when the temps are above 40 degrees. I also work every a weekend every 4 weeks. I tend to ride my motorcycle or bicycle more often than nought, when coming into work. Again, when weather cooperates.
more flex options should be possible and shuttles to our offsites.
Parking is overpriced. It should be prorated to the percentage a person works. It would be nice if the group vans were offered for twelve hour shift people as well as 8 hour shift people.
I pay over \$1000/year in parking for work. I walk in good weather if my schedule allows but I still have to pay for parking because I have kids and need to be available for transporting them after work or as needed.
parking is still too expensive
Renewing my parking was very confusing and frustrating. I wonder why once we elect parking, unless we leave or terminate parking, why we have to keep re-enrolling? Why can't it be automatic?
I can not car pool due to being on call and my shift typically with many different start times.
Thank you for conducting this survey. UW Health is the first ever company that makes me pay for my parking as an employee. I get that the UW Madison has control over that but it is very unfortunate. Parking is probably my NUMBER 1 PROBLEM with my job. I tell & complain about parking every time I tell someone about my job or if someone is interested in working for UW. All my other jobs that I have worked at have provided me with a specialized parking lot or ramp only for employees or have given me a discount on parking. I work more then full time hours each week, I am currently a full time student & I have a house asking to pay for parking is a lot to ask for. I wish UW would provide a specific UW Employee parking lot with a discounted price since WE (employees) ARE WHAT MAKES UW HOSPITAL & CLINICS, apparently. At least 4x a week I park my car somewhere and ride the bus to work which is somewhat of a hassle because I have to battle for parking, leave the house & certain times. I leave the house 45-50 min before my shift starts so that I can travel to where I usually park, park my car after battling for a parking spot, wait & get on the bus and travel to work. It takes me about 30mins to get home after my shift (depending where I park) when I could be home in 10min if I drove to work & paid for a lot. I do have the new Night 75 parking pass and it helps to cut down costs but my shifts are

rotating so it's hard to coordinate parking. In the end at the end of the day parking at UW Hospital & Clinics is my number 1 issue with UW. Thank you for taking the time to read my comments.
Can we get a park and ride from the east side??? Or can all park and ride stay active for those of us who work til 1930
some of the questions were redundant. I wish it would have asked about actual parking at the hospital
I would love to vanpool or bus but I start before 6am and there are no alternatives.
It is frustrating to commute by bus from Middleton. The prime time buses are routinely so overcrowded that it is hard to find a hand hold. They took away the extra morning bus which has only made this problem worse. I really support public transportation and don't want to drive to the hospital, but I do not feel well supported as a bus commuter.
My current commute (drive, park & take bus) works well, for now. As soon as my family expands, and we have to juggle daycare drop off/pick up, this will no longer work. I will have to buy a parking pass, which is a financial burden.
More parking options should be available at UW Hospital
The price of the UW parking lots is excessively expensive.
NA
I don't think it is fair to have to pay to work
Carpooling sounds great, but I have to rely on picking my kids up from their school events at specific times and with my spouse travelling a lot for work, I find I have the best luck with me being in control of my drive options vs. relying on a bus/carpool.
I love the park and ride just wish there were more shuttles in the morning and the evening.
I feel that the price I pay to park at the hospital that I work at full time is extremely expensive. I feel like I have to pay to come to work, which is upsetting. The bus stop near my house would require me to be on a bus for over an hour due to the multiple different transfers I would have to take. The park and ride options are not accessible due to the varying times that I could possibly get off of work at night. I do not have anyone to drop me off at work. Again, I feel that as a hospital employee it is extremely upsetting to have to pay over one thousand dollars per year just to park at my workplace to provide care to those who come to UW Hospital and Clinics. It is unfortunate that the University of Wisconsin has restrictions on all parking options and that the hospital is not able to advocate for its' employees to get a cheaper parking pass.
Parking within UW parking ramps is TOO EXPENSIVE (more than what I paid monthly working in downtown Chicago).
I wish they would have a survey about the shuttle routes and drivers ex 202 203 shuttle
I would appreciate knowing about the bus service from Fitchburg. Thank you
It is a nuisance for new employees (especially employees new to the area) to find parking or having to figure parking. I also believe there should be more parking within close proximity to the clinic. Parking lot rates are also very expensive. A lot of clinic I have worked at, offered free parking- it would be nice to have free parking or rather, pro-rate parking, especially for state employees.
I am on call frequently and work different shifts for my job. This means I am here at night and on weekends sometimes which makes it difficult to car pool.
transportation and parking is the hardest thing to deal with as a UW employee and continues to be a struggle on a daily basis
The UW transportation system is very difficult to get into touch with. They blame everything on the "university". Very unresponsive.
Parking is far too expensive for people who make as little as I do. As, a single mom of a child in school, it is hard to find a bus route that would allow me to arrive on time to the hospital for work, and also get my son off to school. Often, driving to work is my only option.
I previously parked at the hospital for lack of viable options, but once we both no longer worked here and could carpool together, the expense for parking here was too high to continue. The metro bus option is still helpful in my case because I can bus from a somewhat close bus stop to my partner's office on days that I can't be dropped off directly.

In bad weather it is nice to have the bus get me 1/2 way home. Hope the bus stops will be put back where they were before the mess with the roads
I have heard of some other work places that offer subsidies for purchase of commuting bicycles - UW does not. When I am on call, I need fast, preferably dedicated parking slots so I can get in fast, park and get to my patient - UW does not meet this need. Instead I am competing with other routine visitors to the UW hospital complex - not right.
I think the parking rates/hierarchy-of-choice are outrageous and have since taken to parking off-site and walking 15-20 min to get here
Parking options for students performing clinical rotations are very poor and expensive
I cannot use rideshare or carpool because I have children that go to daycare, and cannot drop them off any earlier.
Due to the cost of parking on campus. I park on the street a mile away from the hospital. I will then walk. My coworkers have stated it takes them roughly 10-15 minutes to get from their paid parking lots into the hospital. I can walk briskly and make it in 20 minutes. The cost of parking rose at a percentage this year higher than our raises. ????
Public transportation would add an hour to my 10 minute commute.
I hope you'll address covered bike parking.
For the past three years I have held a flex parking pass and use only about 6 times per year. Typically due to appointments and I can't find parking offsite due to the arriving later to work. I drive my car to Midvale and get on the #2 bus typically and ride that to the hospital. I have taken other buses as well that drop at the corner of Farley and University.
There is no way I could use any of the busing services because of my commute and call time I have to do. I believe like many others the amount we have to pay for the parking is ridiculously high. We are here to help people and work hard to afford our families and a huge portion is taking for parking so the UW athletic department can have more money. First hospital I have worked at that I have to pay to work.
I work at a offsite clinic. You should address this in your questionnaire.
I used to ride the vanpool years ago, but my hours changed. I now work the 6-2:30 shift and there are no vanpools that arrive at the hospital before 6:00 in the morning. Otherwise I would be riding a vanpool if there had been one available in that time slot. I am close to retiring, but one suggestion I have would be a van coming from an outlying area being able to drive straight in from, say Cross Plains, not stopping at every town or even 2 or 3 times in a town, that slows down travel time.
Parking is too expensive for me, there is no park and ride on the East side, and when I did live on the Southside the park and ride did not go late enough for me to get a ride home when working until 7 or 11pm. So I was wasting my money. Right now the bus takes me about 45 mins. total travel time in the morning, and closer to 1 hour at 3-4 during rush hour. This is 20-30 mins. longer if I take the 28 off peak hours. It is frustrating. Thank you.
Why do we pay so much for parking? UW hospital and UW Madison campus should have some partnership for health care workers to decrease this amount. Also on weekends, staff should be able to use parking lots closer to UW hospital building (ie: parking lot outside of Ebling library). Now these lots are specific parking pass required at all times?
paying for parking is too much
I work until late at night with a variable schedule and I often get out of work late beyond my scheduled shift. There is no way I can use any transportation other than commuting in my vehicle.
I work at DHC and UW hospital
When working 12 hour shifts, it is difficult to rely on the city bus for transport to work. I need to know I can get home in a timely manner so I can sleep an appropriate amount of time prior to work. Our city bus system is not reliable enough for me to trust it to get me to work and home on time.
I would happily use the park and ride or city bus if I didn't have to switch offices mid work day. Those options take too much time out of my work day to use to get from one office to the other.
The number 2 bus route is great and I ride it at least twice per week. It avoids my cost of parking at the hospital given I have 2 other locations I work at each week other than the hospital. I really appreciate the complimentary bus pass. Great employee benefit!
I would love to be able to take the van pool from the AOB to the hospital and back certain times of the day, but I can't

figure out if this is an option and I don't find the people who man the transportation desk at the AFCH to be very helpful when I ask these types of questions.
The travel time to would in excess of 2 hours per day is draining. Just to park here for one day per month is very costly, usually about \$12.00 per day.
The lack of open ended questions about different means of transportation and any suggestions from those that utilize your system does not sit well with me. The transportation department has a lot of room for improvement; I fully understand that the parking areas are owned by the University and as a Hospital employee I am permitted to purchase a pass to park there. To start, the price of the passes are outrageous. I utilize the park and ride because it is cheapest, and even then, that is a sizable amount of money to have to pay to go to work. Second, while the shuttle service is a wonderful option, and I have utilized both lots for over a year each, the frustration of lack of shuttles and shuttles not being on time never ceases- I often question whether or not it would be advantageous to complain given what I hear others say about the Transportation Department's lack of willingness to address the issues; and when people attempt to contact Badger Bus, they are told they need to work with Transportation. Shuttles are regularly late, shuttles have to leave people waiting because they are full- suggestion to address this, add a shuttle to each route. Many people, including myself, find themselves dependent on the shuttle and its timeliness to get to another job or scheduled obligation; late shuttles don't help this, and it's extremely frustrating to know an easy solution exists to rectify this. Previously, I worked a position that required on-call weekend hours; not even a pissed off yelling patient was more frustrating than showing up TO WORK to have no other parking option than having to pay to park in 76. And now that people who are on-call have to purchase an additional pass is absurd. I was a student at UW and to know that this piece of the organization is so flawed and frankly strongly disliked by so many (not saying there are other places without flaw) does not make me proud to be an alumni. The transportation department offers a service to Hospital and University employees and staff, mediocre at best at this point. I can't imagine that the department is hurting, financially, and that an extra shuttle to ensure schedules are being met is that outrageous of an idea. I hope this feedback is taken to heart and does not fall on deaf ears and that others were able to share their honest opinions as well. Thank you for taking the time to read this.
I would use a park and ride (from Park Street), If the hours extended out farther.
I think park and rides should be free. The other two hospitals offer this to their employees for free. Parking is a real draw back to working at UW.
Due to the outrageous parking conditions at UW, I park 1 mile away and walk in. I am unwilling to pay the prices for the ramps which still includes a 10+ minute walk into my work area. I could take the 60 minute bus in from my home, but it is a 1 hour and 10 minute ride home, unacceptable for 9 miles. UW should provide better parking options for their employees.
Parking at the hospital as an employee is extremely expensive! This needs to be addressed.
Thanks SOOO much for continually increasing parking fees. And I pay more for what? Better availability? Nope--still the same. Better snow removal? Nope--still just so-so. Better drainage in lot 60? Nope--still have to walk through small ponds out there.
I have to go between Meriter and UW and DHC so it is difficult for me to not have a vehicle. If I were only in one location, I would much prefer to ride a bus or carpool
Would like to see a park / ride option from the East Side of Madison; similar to what is available at Hill Farms and Park Street.
you could charge \$200 a car and still make money what the issue with uw and robbing us of our whole paycheck.....
There are many employees of UW hospital who because of the odd hours and days they work (shift work, nights, weekends) or where they live cannot ride the metro bus because it either doesn't pick up near their home or does but only during limited hours that don't work with their required work schedule. Their distance to their home and WI weather also may make biking difficult and they may not have co-workers on the same shift who live near them to allow car pooling to work. For all these reasons it is important to have more parking options for employees near the UW hospital yet we are now paying \$800 or more yearly to still have to park at least 2 blocks away and walk in to work....hospitals in major metro areas such as the twin cities, chicago and milwaukee all manage to have better parking for their employees so in a much smaller area it seems ridiculous that we don't.
Thank you for making evening and night shift parking passes more readily available to hospital workers. Would it be possible to make the evening parking available earlier, at 2:30pm, so that those who work 3pm-11pm can park? Thank you for considering.

I would participate in a carpool if I could
I have never in my career had to pay to park at my place of employment, I think it is unfair that we are forced to. I also do not agree with the increase in the cost to park, bc you decided to make the parking ramp bigger so in turn we are suffering from this. The position that I work in I am required to take call on the evenings and weekends, and the fact that we had to pay for an additional pass is absurd. I can not believe the way we are treated as employees when it comes to parking!
it is hard as a parent to bike or use the bus. I need to pick up my kids from daycare and everything is on a timely manner.
As a single mother, I find it very frustrating that I have to pay near \$90 a month (lot 76, I was bumped out of 60 recently) to park my car so I can make it on time to work. I would happily take the bus if I could, however I have a child that cannot be at daycare before 7 AM and needs to be picked up by 5 PM and this is standard for most daycares. A car close by is absolutely necessary if there was any emergency with my child at all. I tried park & ride as well as off site parking and walking, but was late often and that added stress to coming to work. For working parents, even if you have a two parent home, I think it's rather insulting to make us pay to come to work. This hospital is only functional because of its employees and to make everyone pay such ridiculous amounts to park at your place of work just seems like a slap in the face. It would be really nice to have lowered rates for employees or a ramp strictly for employees that is free. Lot 60 could easily be turned into a ramp so that no additional space is taken up. Lot 76 could have added floors.
I would use a shuttle service from Sun Prairie as there are no Madison Metro buses that go to Sun Prairie.
Though the park and ride is not always as convenient as parking at the hospital, I appreciate the cheaper option and I do wish there were more park & ride options, especially closer to my home in the Fitchburg/Verona Road area
I live in a rural area, car pooling or public transportation is not a option
Please provide more parking spaces for full time employees. The cost for parking is also quite ridiculously high, this is not NYC.
The way parking is assigned at the hospital is disgustingly unfair. It is based upon pay with no regard for how long someone has devoted to the hospital. Lower paid people will never get into the good lots even if they work here 30+ years. Lower paid people also find it difficult to get into the "cheap" lots because higher paid people get preference. This system stinks, but it will not be changed because those that could change it, benefit from it.
The worse bit of driving to UWMC is getting in and out at Highland Ave. New apartments are going to make this much worse. I have tried the bus but it comes too infrequently after rush hour to make this a reliable system, and outside of rush hour does not stop so near my home.
Even though I live so close to the hospital, I do not want to give up my parking in fear of eventually not being able to get back into lot 60 and having to pay more. Since I live so close I want to take advantage of leaving my house and getting home in the fastest way possible which is driving and parking. Some days I need to leave the hospital directly and run errands or go someplace that requires my car which is another reason why I buy parking. I think that parking is overpriced for the hospital employees but there is no other reasonable options to choose from.
cheaper parking at hospital please! :)
My decision on where to live is driven by concerns about transportation.
If more park and rides into town, from say Park street were available I would use them but bus is not running early enough in day to use.
would love to not have to pay so much to park and still have to walk 10 minutes into work.
More senior employees should have priority parking over newer employees. I have been here for 3 years and still have further parking than newer employees.
Our family is considering purchasing a Plug-In Hybrid Electric Vehicle. We currently have a non-plug in hybrid. My wife and I both work at the hospital. Sometimes I catch a ride with her. She drives daily.
This survey didn't ask about where the bus drops me off at the hospital. The bus drops me off at the bottom of University Bay Drive and I end up walking all the way to WIMR up the hill.
I would like to see more flex permits provided for those days when I need to leave early for an appointment of am running late. I typically drive to street parking then take metro bus to the hospital, which requires extra time in my commute.

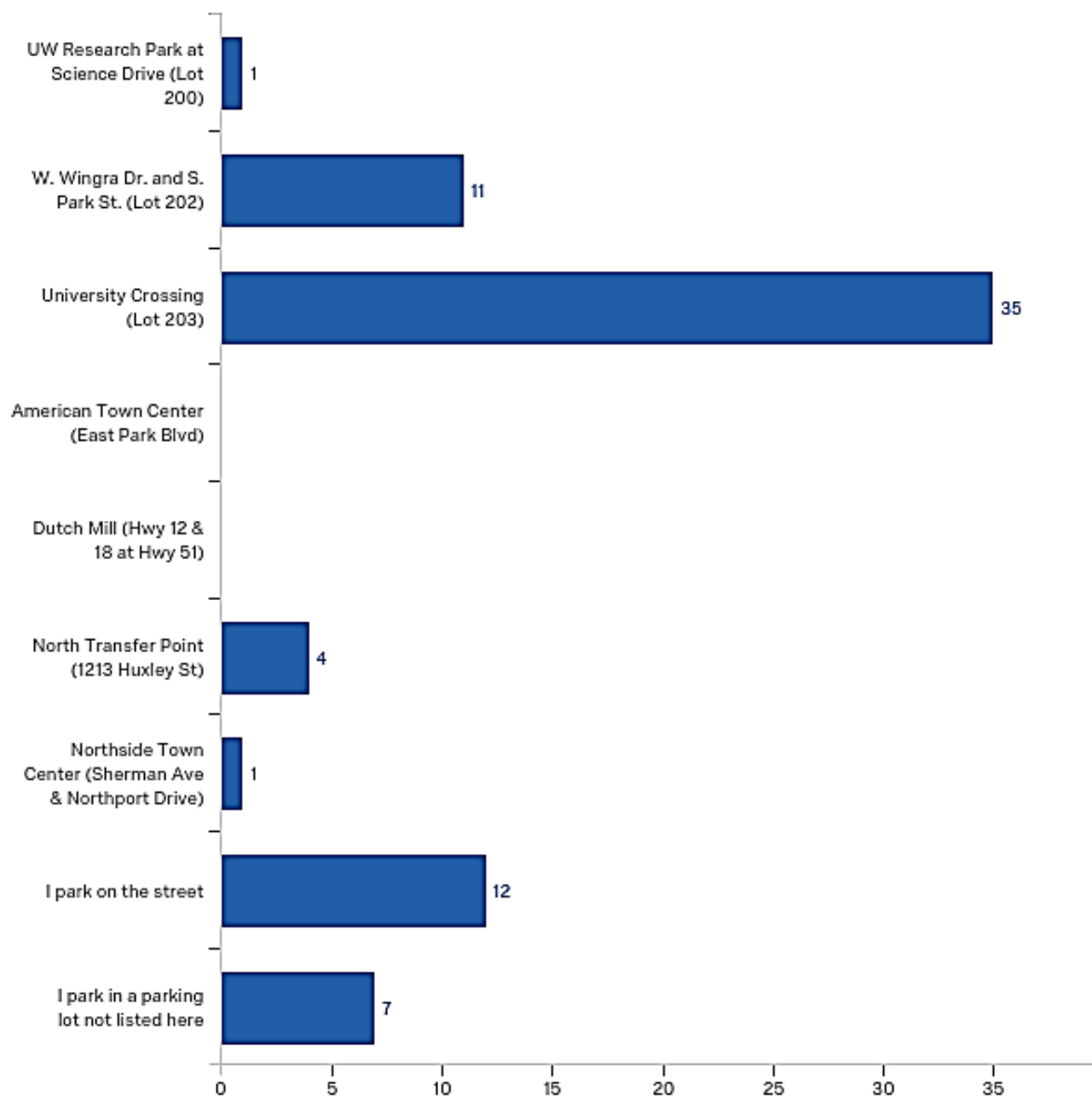
Can you provide us much much cheaper parking option since I live out of Madison and start working early morning. (No option for park and ride since the metro bus is not available that early hours)

The shuttle buses are terrible . Terrible uncomfortable vehicles, reckless drivers. Seats not wide enough for two skinny peoples' shoulders. Pick ups not frequent enough. The suspension in these vehicles cause everyone back pain. Please stop using the smaller buses that have the grey seats. PLEASE. And please fire the 203 shuttle driver that sexually harasses women. ().

Tried state van pool 8 years ago--more than quadrupled my commute time.

I drive every day because I need to be able to leave for my children if they need me during the day. If I didn't have children who might need me, I'd ride the bus or bike more often, but I pick them up from school (they don't have an option to bus to and from school) and need to be able to leave to get them if needed during the day.

Q32 - Which park and ride do you utilize? (select all that apply)



#	Answer	%	Count
1	UW Research Park at Science Drive (Lot 200)	1.47%	1
9	W. Wingra Dr. and S. Park St. (Lot 202)	16.18%	11
8	University Crossing (Lot 203)	51.47%	35
2	American Town Center (East Park Blvd)	0.00%	0
3	Dutch Mill (Hwy 12 & 18 at Hwy 51)	0.00%	0
4	North Transfer Point (1213 Huxley St)	5.88%	4
5	Northside Town Center (Sherman Ave & Northport Drive)	1.47%	1
6	I park on the street	17.65%	12
7	I park in a parking lot not listed here	10.29%	7
	Total	100%	68