

APPENDIX A: Complete Results – UW Students

Initial Report














Last Modified: 08/15/2014

1. Please answer the following questions for times that you travel to the UW - Madison campus. Please continue answering questions until you are prompted that you've reached the end of the survey. How many miles is it one way from your current daily residence to campus? Please select one.

#	Answer		Response	%
1	Less than 1 mile		257	50%
2	1 to 2 miles		143	28%
3	3 to 5 miles		53	10%
4	6 to 10 miles		34	7%
5	11 to 25 miles		10	2%
6	26 miles or more		12	2%
	Total		509	100%

Statistic	Value
Min Value	1
Max Value	6
Mean	1.89
Variance	1.42
Standard Deviation	1.19
Total Responses	509

2. During GOOD WEATHER, what is your most frequent way of traveling to campus? Please select one.

#	Answer		Response	%
1	Walk		250	49%
2	Bicycle		112	22%
3	Moped		12	2%
4	Motorcycle		2	0%
5	Drive alone in a car, truck, or van		27	5%
6	Private commuter bus (i.e. intercity bus service)		0	0%
7	Someone drops me off (not carpool)		4	1%
8	Carpool member		3	1%
9	State vanpool member		0	0%
10	Madison Metro city bus (NOT Route 80, 81, 82, 84)		72	14%
11	Campus Bus (Route 80, 81, 82, 84)		22	4%
12	Other public bus system (i.e. Monona Transit)		0	0%
13	Other		2	0%
	Total		506	100%







Statistic	Value
Min Value	1
Max Value	13
Mean	3.35
Variance	12.75
Standard Deviation	3.57
Total Responses	506

3. If other, please specify

Text Response
I take Badger cab to classes because I leave right from work (where I leave my car) and I don't worry about parking fees
longboard

Statistic	Value
Total Responses	2

**4. In GOOD WEATHER, how long does it usually take you to travel to campus from your current residence?
Please select one.**

#	Answer		Response	%
1	10 minutes or less		197	39%
2	11 to 20 minutes		203	41%
3	21 to 30 minutes		72	14%
4	31 to 45 minutes		12	2%
5	46 to 60 minutes		11	2%
6	More than an hour		6	1%
	Total		501	100%

Statistic	Value
Min Value	1
Max Value	6
Mean	1.91
Variance	1.02
Standard Deviation	1.01
Total Responses	501

5. During BAD WEATHER, what is your most frequent way of traveling to campus? Please select one.

#	Answer		Response	%
1	Walk		161	32%
2	Bicycle		17	3%
3	Moped		8	2%
4	Motorcycle		0	0%
5	Drive alone in a car, truck, or van		36	7%
6	Private commuter bus (i.e. intercity bus service)		2	0%
7	Someone drops me off (not carpool)		7	1%
8	Carpool member		5	1%
9	State vanpool member		0	0%
10	Madison Metro city bus (NOT Route 80, 81, 82, 84)		161	32%
11	Campus Bus (Route 80, 81, 82, 84)		103	20%
12	Other public bus system (i.e. Monona Transit)		1	0%
13	Other		2	0%
	Total		503	100%

Statistic	Value
Min Value	1
Max Value	13
Mean	6.52
Variance	19.08
Standard Deviation	4.37
Total Responses	503

6. If other, please specify

Text Response
Same... Badger cab to classes
Skateboard

Statistic	Value
Total Responses	2

**7. In BAD WEATHER, how long does it usually take you to travel to campus from your current residence?
Please select one.**

#	Answer	Response	%
1	10 minutes or less	97	19%
2	11 to 20 minutes	205	41%
3	21 to 30 minutes	128	26%
4	31 to 45 minutes	46	9%
5	46 to 60 minutes	17	3%
6	More than an hour	8	2%
	Total	501	100%

Statistic	Value
Min Value	1
Max Value	6
Mean	2.41
Variance	1.21
Standard Deviation	1.10
Total Responses	501

8. When do you usually arrive on campus for the day? Please select one.

#	Answer		Response	%
1	Before 7:00 am		19	4%
2	7:00 am to 7:59 am		51	10%
3	8:00 am to 8:59 am		165	33%
4	9:00 am to 9:59 am		159	32%
5	10:00 am to 10:59 am		60	12%
6	11:00 am to 11:59 am		22	4%
7	12:00 pm to 12:59 pm		7	1%
8	1:00 pm to 1:59 pm		2	0%
9	2:00 pm to 2:59 pm		7	1%
10	3:00 pm to 3:59 pm		2	0%
11	4:00 pm to 4:59 pm		0	0%
12	5:00 pm to 5:59 pm		2	0%
13	6:00 pm to 6:59 pm		1	0%
14	After 7:00 pm		1	0%
	Total		498	100%

Statistic	Value
Min Value	1
Max Value	14
Mean	3.78
Variance	2.65
Standard Deviation	1.63
Total Responses	498

9. When do you usually leave campus for the day? Please select one.

#	Answer	Response	%
1	Before 7:00 am	3	1%
2	7:00 am to 7:59 am	7	1%
3	8:00 am to 8:59 am	12	2%
4	9:00 am to 9:59 am	7	1%
5	10:00 am to 10:59 am	6	1%
6	11:00 am to 11:59 am	4	1%
7	12:00 pm to 12:59 pm	13	3%
8	1:00 pm to 1:59 pm	15	3%
9	2:00 pm to 2:59 pm	35	7%
10	3:00 pm to 3:59 pm	82	17%
11	4:00 pm to 4:59 pm	97	20%
12	5:00 pm to 5:59 pm	78	16%
13	6:00 pm to 6:59 pm	51	10%
14	After 7:00 pm	83	17%
	Total	493	100%

Statistic	Value
Min Value	1
Max Value	14
Mean	10.77
Variance	7.85
Standard Deviation	2.80
Total Responses	493

10. Based on your current schedule, which days of the week are you normally on campus? Select all that apply.

#	Answer	Response	%
1	Sunday	179	36%
2	Monday	470	96%
3	Tuesday	473	96%
4	Wednesday	469	96%
5	Thursday	474	97%
6	Friday	436	89%
7	Saturday	194	40%

Statistic	Value
Min Value	1
Max Value	7
Total Responses	491

11. On average, how many days a week do you DRIVE a car, van, or truck to campus? (Not motorcycle, scooter, moped, etc.)

#	Answer	Response	%
1	Never, I ride with someone else	18	4%
2	Never, I do not commute to campus by car, van or truck	353	72%
3	Less than once a week	38	8%
4	About once a week	28	6%
5	More than once a week	27	6%
6	Every day	24	5%
	Total	488	100%

Statistic	Value
Min Value	1
Max Value	6
Mean	2.52
Variance	1.36
Standard Deviation	1.17
Total Responses	488

12. Thinking about the times when you come to campus by car, van, or truck, either as a driver or passenger, how many people are usually in the vehicle (including the driver)?

#	Answer	Response	%
1	One, I drive alone	93	19%
2	Two	56	12%
3	Three	29	6%
4	Four	5	1%
5	Five	1	0%
6	Six or More	1	0%
7	I never come to campus by car, van, or truck.	298	62%
	Total	483	100%

Statistic	Value
Min Value	1
Max Value	7
Mean	4.99
Variance	6.86
Standard Deviation	2.62
Total Responses	483

13. How often do you participate in a carpool or vanpool either as a passenger or a driver?

#	Answer	Response	%
1	Never	392	82%
2	Less than once a week	54	11%
3	About once a week	19	4%
4	More than once a week	8	2%
5	Every day	3	1%
	Total	476	100%

Statistic	Value
Min Value	1
Max Value	5
Mean	1.27
Variance	0.45
Standard Deviation	0.67
Total Responses	476

14. Do you currently use a park and ride to get to campus?

#	Answer	Response	%
1	Yes	8	2%
2	No	464	98%
	Total	472	100%

Statistic	Value
Min Value	1
Max Value	2
Mean	1.98
Variance	0.02
Standard Deviation	0.13
Total Responses	472

15. Does a Madison Metro bus stop within four blocks of your residence?

#	Answer	Response	%
1	Yes	428	91%
2	No	30	6%
3	Not Sure	13	3%
	Total	471	100%

Statistic	Value
Min Value	1
Max Value	3
Mean	1.12
Variance	0.16
Standard Deviation	0.40
Total Responses	471

16. During GOOD WEATHER how often, if ever, do you commute to campus by a Madison Metro bus?

#	Answer	Response	%
1	Never	175	37%
2	Less than once a week	88	19%
3	About once a week	55	12%
4	More than once a week	87	18%
5	Every day	66	14%
	Total	471	100%

Statistic	Value
Min Value	1
Max Value	5
Mean	2.54
Variance	2.21
Standard Deviation	1.49
Total Responses	471

17. During BAD WEATHER how often, if ever, do you commute to campus by a Madison Metro bus?

#	Answer	Response	%
1	Never	107	23%
2	Less than once a week	67	14%
3	About once a week	52	11%
4	More than once a week	117	25%
5	Every day	126	27%
	Total	469	100%

Statistic	Value
Min Value	1
Max Value	5
Mean	3.19
Variance	2.35
Standard Deviation	1.53
Total Responses	469

18. What is the usual duration of your regular one-way bus trips to campus, including transfers? Please select one.

#	Answer	Response	%
1	5 minutes or less	27	9%
2	6 to 10 minutes	97	33%
3	11 to 20 minutes	100	34%
4	21 to 30 minutes	44	15%
5	31 to 40 minutes	10	3%
6	41 to 50 minutes	6	2%
7	51 to 60 minutes	2	1%
8	More than an hour	4	1%
	Total	290	100%

Statistic	Value
Min Value	1
Max Value	8
Mean	2.86
Variance	1.62
Standard Deviation	1.27
Total Responses	290

19. Which statement best describes the bus trips you take to campus this semester? Check as many as apply.

#	Answer	Response	%
1	Campus bus route only (Routes 80, 81, 82, 84)	104	36%
2	City bus route directly to campus without transfers	152	53%
3	City bus route with transfer to campus bus (Routes 80, 81, 82, 84)	16	6%
4	City bus route with transfer to another city bus	11	4%
5	Other	6	2%
	Total	289	100%

Statistic	Value
Min Value	1
Max Value	5
Mean	1.83
Variance	0.73
Standard Deviation	0.85
Total Responses	289

20. If other, please specify

Text Response
2,10,8
I take a metro bus to campus each morning but it does not run past 6pm so I typically will take the 80 and then walk the rest of the way home.
Gggg

Statistic	Value
Total Responses	3

21. How often, if ever, do you ride the campus bus (Routes 80, 81, 82, 84)?

#	Answer	Response	%
1	Never	101	22%
2	Less than once a week	162	35%
3	About once a week	66	14%
4	More than once a week	98	21%
5	Every day	36	8%
	Total	463	100%

Statistic	Value
Min Value	1
Max Value	5
Mean	2.58
Variance	1.57
Standard Deviation	1.25
Total Responses	463

22. How often, if ever, do you ride the campus bus AT NIGHT (Routes 80, 81, 82)?

#	Answer	Response	%
1	Never	83	23%
2	Less than once a week	117	32%
3	About once a week	80	22%
4	More than once a week	64	18%
5	Every day	17	5%
	Total	361	100%

Statistic	Value
Min Value	1
Max Value	5
Mean	2.49
Variance	1.35
Standard Deviation	1.16
Total Responses	361

23. How often, if ever, do you bicycle to campus in GOOD WEATHER?

#	Answer	Response	%
1	Never	261	56%
2	Less than once a week	38	8%
3	About once a week	26	6%
4	More than once a week	55	12%
5	Every day	84	18%
	Total	464	100%

Statistic	Value
Min Value	1
Max Value	5
Mean	2.27
Variance	2.65
Standard Deviation	1.63
Total Responses	464

24. How often, if ever, do you bicycle to campus in BAD WEATHER?

#	Answer	Response	%
1	Never	347	75%
2	Less than once a week	46	10%
3	About once a week	24	5%
4	More than once a week	30	6%
5	Every day	17	4%
	Total	464	100%

Statistic	Value
Min Value	1
Max Value	5
Mean	1.54
Variance	1.18
Standard Deviation	1.09
Total Responses	464

25. What is your student status?

#	Answer	Response	%
1	Freshman	83	18%
2	Sophomore	77	17%
3	Junior	65	14%
4	Senior	84	18%
5	Graduate	121	26%
6	Professional	19	4%
7	Special/Guest	12	3%
	Total	461	100%

Statistic	Value
Min Value	1
Max Value	7
Mean	3.41
Variance	2.75
Standard Deviation	1.66
Total Responses	461

26. How many credits are you currently taking?

#	Answer		Response	%
1	0		2	0%
2	1		3	1%
3	2		3	1%
4	3		26	6%
5	4		2	0%
6	5		0	0%
7	6		9	2%
8	7		2	0%
9	8		16	4%
10	9		22	5%
11	10		11	2%
12	11		7	2%
13	12		63	14%
14	13		47	10%
15	14		63	14%
16	15		80	18%
17	16		50	11%
18	17		22	5%
19	18		14	3%
20	19		5	1%
21	20		3	1%
22	21		0	0%
23	22		0	0%
24	23 or more		3	1%
	Total		453	100%

Statistic	Value
Min Value	1
Max Value	24
Mean	13.75
Variance	16.56
Standard Deviation	4.07
Total Responses	453

27. What is your sex?

#	Answer	Response	%
1	Male	182	40%
2	Female	265	58%
3	I would rather not say	11	2%
	Total	458	100%

Statistic	Value
Min Value	1
Max Value	3
Mean	1.63
Variance	0.28
Standard Deviation	0.53
Total Responses	458

28. What is your age?

#	Answer	Response	%
1	Rather not say	6	1%
2	1	1	0%
3	2	0	0%
4	3	0	0%
5	4	0	0%
6	5	0	0%
7	6	0	0%
8	7	0	0%
9	8	0	0%
10	9	0	0%
11	10	0	0%
12	11	0	0%
13	12	0	0%
14	13	0	0%
15	14	0	0%
16	15	0	0%
17	16	0	0%
18	17	5	1%
19	18	59	13%
20	19	80	18%
21	20	59	13%
22	21	59	13%
23	22	34	8%
24	23	31	7%
25	24	17	4%
26	25	21	5%

27	26		12	3%
28	27		10	2%
29	28		7	2%
30	29		12	3%
31	30		5	1%
32	31		5	1%
33	32		3	1%
34	33		1	0%
35	34		7	2%
36	35		5	1%
37	36		0	0%
38	37		1	0%
39	38		2	0%
40	39		0	0%
41	40		1	0%
42	41		1	0%
43	42		0	0%
44	43		1	0%
45	44		0	0%
46	45		1	0%
47	46		1	0%
48	47		1	0%
49	48		0	0%
50	49		1	0%
51	50		0	0%
52	51		0	0%
53	52		0	0%
54	53		0	0%

55	54		1	0%
56	55		0	0%
57	56		0	0%
58	57		0	0%
59	58		0	0%
60	59		0	0%
61	60		0	0%
62	61		0	0%
63	62		0	0%
64	63		0	0%
65	64		0	0%
66	65		0	0%
67	66		0	0%
68	67		0	0%
69	68		0	0%
70	69		1	0%
71	70		0	0%
72	71		0	0%
73	72		0	0%
74	73		0	0%
75	74		0	0%
76	75		0	0%
77	76		0	0%
78	77		0	0%
79	78		0	0%
80	79		0	0%
81	80		0	0%
82	81		0	0%

83	82		0	0%
84	83		0	0%
85	84		0	0%
86	85		0	0%
87	86		0	0%
88	87		0	0%
89	88		0	0%
90	89		0	0%
91	90		0	0%
92	91		0	0%
93	92		1	0%
94	93		0	0%
95	94		0	0%
96	95		0	0%
97	96		0	0%
98	97		0	0%
99	98		0	0%
100	99		0	0%
	Total		452	100%

Statistic	Value
Min Value	1
Max Value	93
Mean	23.33
Variance	49.68
Standard Deviation	7.05
Total Responses	452

29. What is your home zip code?

Text Response
53703
53705
53716
53705
48451
53711
53213
53703
53955
53703
53703
53726
53715
54914
53705
53703
651
53703
53715
53705
54208
53711
53726
53705
53705
53703

60401
53715
53703
53704
53713
53711
53705
53711
53703
53715
53701
53527
53715
53151
53703
53703
53589
53705
53717
53719
54481
53703
54482
53703
53705
53715
53703
53713

53703
53705
53703
53719
53703
53703
53705
53703
54566
53089
53704
53706
53703
53703
63130
53706
55118
53703
53703
53706
53705
53715
54016
53115
46733
5359
53717
54914

53713
91302
53022
53703
53711
53703
53715
53703
53706
53715
NA
53575
53085
53713
53717
53711
53213
53703
53085

Statistic	Value
Total Responses	436

30. Where do you currently live?

#	Answer	Response	%
1	Eagle Heights / University Houses	17	4%
2	University residence hall	98	21%
3	Other	344	75%
	Total	459	100%

Statistic	Value
Min Value	1
Max Value	3
Mean	2.71
Variance	0.28
Standard Deviation	0.53
Total Responses	459

31. Please provide any questions or comments regarding this survey.

Text Response

The bus stop at Langdon and Lake is always packed to the brim on weekday mornings and evenings (9-10am; 5-6am). It would be great if we got even more buses running during those peak times.

Should make moped parking available anywhere again, not just your assigned lot. Make it more expensive if it becomes too crowded otherwise.

Stop trying to get rid of Moped parking. The restrictions and costs/tickets are ridiculous. Often get ticketed for parking in lots where there are a large surplus of open spots. Also, it is ridiculous and sends a bad message that parking at the libraries and work out facilities are not free. Sends a bad message about students studying and health habits.

I'm pretty happy with my bus options, though it would be nice if the buses came more than once an hour or staggered their timing a little. I take the 6 or the 4 from Johnson and Washington and they basically come at the same time, so if I miss one I generally miss both and have to wait an hour for another bus.

I hope this helps you. I am not sure that it really can. Good luck doing stuff once you obtain this data.

The campus busses stop too frequently and have frustrating routes. There is no easy way to get from the southeast to the engineering campuses.

The first 5-10 minutes of the bus to campus is great, but the stop at University and Bassett is when everything just falls apart. There's a line of 40 kids coming from the W. Mifflin area, and the last half mile to my stop will take another 15 minutes and the bus itself is packed to the limit. It seems like there should be a campus shuttle from W. Mifflin/W. Doty that bypasses the city routes on University Ave. Or maybe there is one and no body rides it. I also rarely take the bus home, even in freezing, snowy weather, because after 6:00, there's only a bus every 35 minutes heading towards the Isthmus, and I've been burned too many times waiting to get on and being met by a full bus with no room for me to board. I would petition for more buses in the evening!

Having park and ride options for professional students would be greatly appreciated. I would definitely use it.

One concern I have, as a resident of Eagle Heights, is being able to get to the hospital safely early in the morning; I am a medical student, as are many other Eagle Heights residents and we often need to be at the hospital by 6am during our third and fourth years of training. The 80 bus, unfortunately, does not run this early (and it is unacceptable for us to arrive at 6:30 when the first bus would arrive). This is not much of an issue in the summer time in good weather when biking is an option, but in the fall and winter and when the weather is poor there aren't any good transportation options. If it was possible to run one extra early 80 bus, even if just between Eagle Heights and the hospital, that would be incredibly, incredibly helpful.

Considering the density of motorcycle spots to automobile, the motorcycle rate should be reduced further to account for their minimal impact.

I think the bus system is really good but I do miss the safe rides that were available at one point. For late nights on campus and especially during bad weather, the safe rides were essential for me getting home. Bring safe rides back!

A campus option that runs later than 11 pm

It would be great if there were more buses (especially for route 80). It's frustrating to have to wait half an hour if you miss one bus. Also, the Mobile UW app has a "real time" section for buses that are usually off by a minute or two (which doesn't seem like a big deal) but when you're rushing for class, it's annoying to miss a bus that you thought you could make because the app said it wouldn't arrive for two more minute, forcing you to either walk across campus or wait another half hour.

In past years, I relied on bus route 80 for transportation to the west side of campus.

The section that invites the respondent to check as many items as are applicable has been misconfigured.

The reason I don't often take the bus is because the 80 would be the most efficient for me, but it's often too crowded so instead I walk.

I use the buses more to get to places off campus, like Hildale Mall

Make sure you ask people of different classes, because I know that I traveled differently every year (one year walked, one year biked, one year moped, etc)

I wish the campus bus would run more frequently at night. After studying in the library at night, I don't like to walk back to my residence hall in the dark.

One of the biggest problems with cars on campus is parking. Charging over \$100-150/month for parking is absolutely outrageous! Additionally, street parking is incredibly difficult and leads to numerous tickets and fines due to parking too long or street cleaning. This issue needs to be changed for students, it is incredibly challenging and frustrating.

Students are financially penalized for making the healthy, traffic-easing, and environmentally friendly choice of biking to campus under the current system, which allocates student fees to bus passes. Students who bike to campus have to pay for their bike and maintenance in addition to paying for the bus passes of students who do not wish to bike or walk. Bus passes should only be "free" for disabled students and elderly university employees.

The 28 is a great bus.

Thanks for the survey. Feedback regarding the bus drivers and safety of the driving, especially on bus 80 would be a much-needed addition to this survey.

Questions were a bit confusing, because I live in a residence hall;

There were some repetitive questions regarding where I live. Also, I'm fairly amused that the age menu started at one year old.

I find it very frustrating to ride the bus because buses are hardly ever on time and are always full to the point where people are not able to get on because there is no room. Waiting to get on a bus is always in vain and ends up being a waste of my time because they are always full and never come when they are scheduled to. Seeing two or three 80s in a row is extremely frustrating. If the 81 ran earlier in the day I would take it all the time, especially in winter because it is a more direct route. It would be immensely helpful if route 80 buses ran more frequently, say every five minutes, and arrived to the stops on time as they are scheduled to do so. Also the bus app tends to be very inaccurate and defeats the purpose of planning to catch a bus.

It seemed to be directed more towards people who live off campus.

Buses need to arrive on time to both their stops and destinations.

Nothing anyone can say will improve transportation services. These questions were all irrelevant to make any changes. I am sure they will be used for statistics and political reasons. What a waste of everyone's time

One area of the downtown area that is usually not served well by city or campus bus is the neighborhood between Bedford and the Monona Bay (Proudfit st., Rodney Ct, Main St, Clark Ct, etc). I have lived here and have known of many other students who live in this area but the nearest bus to campus is out of the way on Broom and Basset Streets. While the South West bike path is available, there are not other options on BAD WEATHER days besides driving.

You may be missing a portion of responses by not making this inclusive to differently-abled people who may use different transportation options because they are not able-bodied.

While I may not ride the Campus Bus routes (such as the 80) I see everyday that many, many, many students do. Previously, last year, there was an unreasonable push to discontinue the Campus Routes. It is my opinion that the Campus Routes are a vital transportation option for many students and that they should continue to be supported.

Survey should address the price per hour of uw parking ramps and if we feel it should be the same as city parking ramps (yes). Also, I live and commute from stoughton everyday so the yearly parking costs can get pretty high. Maybe, a new program could be initiated, similar to the student bus passes but for student commuters to get a discounted parking ramp pass. :)

While I currently drive to campus most days I have class (I come from class straight from work, a 25 mile trip one-way), if I were to go to class from my home I would ride my bicycle most days. I frequently will park my car on campus at Grainger (I have a free parking pass included in my program) and use B-cycle to get around campus/downtown from there. I would use B-cycle even more if there were more stations on campus; specifically if there was a station outside Grainger Hall. Given the cycling infrastructure around this building (University Contraflow lane, Part St bike lane) I feel this would be a great location for a station.

I live in Phillips, which is pretty much the farthest-away dorm from campus. I LOVE how easy it is to take the 80 into the city, but it's always ridiculously crowded. I used to ride the 80 every day, but I switched to walking just because it's nicer. I don't know what will happen when winter comes though.

I rely on the campus buses a lot to get me to and from classes on time, especially the 80. I do miss the 85 though even three years after it has stopped running

All question were asked from the point of view of living off campus. I live on campus in a residence hall, so many questions did not apply, although I answered them to the best of my abilities.

Increase bus frequency on both weekends and weekdays please!

More 80s should be provided in bad weather/winter. Many people end up late to work/class because the bus is always too full for more passengers to get on in winter.

Can we get more buses during bad weather? It is VERY crammed and sometimes the bus doesn't even stop to pick up people if it is already full...even if people have been waiting for the bus for 15 minutes.
Thanks!!

If one only had to ride a bus to school, it would be okay. The lack of busses back to Middleton in the afternoon/evening makes it very frustrating. If I could use this as a suggestion box, I would suggest a bus every 30 minutes, rather than every hour, surrounding the 4-6, end of work day, time.

Cleaner Metro Buses would be great

The Madison city buses sometimes don't show up to the bus stop at their scheduled time and just completely don't show up. It's not safe.

More bike counters and bike racks

I take a cab to class and ride the Metro back to my car each day I am in class. I live in Columbus and work in Madison on the far east side near East Towne Mall. A bus stops a block from my work/car when I return from class.

I used the 80 a lot when i lived in lakeshore res halls

N/A

None

I don't feel that this school supports it's commuters AT ALL. I moved away from downtown to save money and 90% of trips trying to get to school have been a horrible experience. As somebody who cannot park 20 minutes away and walk because of having to work directly after classes (and furthermore someone that works 40+ hrs a wk on top of school) it has been a difficult few years, to say the least. I understand the lack of space and that the urban environment does not allow for great parking opportunities, however, there has to be some way to help this situation (even just a little bit).

-

If the purpose of this survey is to determine how much campus and/or Madison Metro buses are used by students to get to and from campus, I would like to suggest having a Madison Metro bus that goes through the Eagle Heights neighborhood in addition to the 80 and 84. Without one it is difficult (and time-consuming) for residents without a car to get anywhere other than campus, especially on weekends when the 80 only runs once every hour. Maybe one of the buses that runs by UW Hospital and down University could take a detour through at least part of Eagle Heights. Thanks!

Parking sucks. Mopeds should be allowed to park in any moped lot. The fact that they can't is absolute bullshit. It was perfect the way it was, then transportation decided to be a bunch of dicks. Fix it.

Sincerely, Every Damn Moped Driver

Please keep the metro bus service as it is or improve. I say it with pride that Madison has good commuting connectivity.

Students take city routes down University Ave to get to class instead of the campus routes. This makes the buses very full and prevents those who need to take those buses far from being able to fit on the bus sometimes.

none

I live on dayton near the kohl center and have to commute to engineering hall everyday by walking which takes 15 minutes. As the weather gets colder the walks will get much more misrrable and sometimes skipping class is a better option. I would like it if there was a bus that traveled down dayton westbound to engineering hall/camp Randall area. I know a lot of people walk down dayton and would

use this bus in the coldest months of winter . It is hard to walk to another bus stop because it is out of the way and there is a chance that I would miss the bus and be late. I would appreciate it if the university had a bus that stopped along dayton going west

Parking is cost prohibitive. I moved closer because it was took ridiculous amounts of time to get to campus from further away, though sometimes I really regret that because of how expensive housing is even though I live north of the capital.

I think the this survey is good.

It didn't ask me any questions about the buses that go through campus but are not restricted to campus. I use those buses all the time to get to work in good and bad weather.

I'm an executive MBA student that drives in for class every other weekend. It might be best to disregard my inputs.

I receive a parking pass due to needing transportation on campus to pick up my daughter from her after-school program.

The last part about what year you are and wher you live at should have been the starting question.

N/A

The number 10 bus to and from the hospital stops should run all day. It does not travel that route during peak hours, so the number 2 bus becomes very crowded.

My life and studies would be WAY easier if bus routes that run to campus only during peak times (eg. 44) ran either more frequently or the windows were longer. I end up walking a lot because it's just too hard to catch a bus, but when I do, they are overcrowded.

I would like to point out that some of my answers would have been different if the question had asked about my behavior going from campus rather than to campus.

As a resident in the university residence halls, I live on campus. The questions asking how long it takes for me to get to campus therefore are irrelevant.

The parking ban/cost of having a moped should not extend to e-bicycles and that should be made clear. In my opinion, they are much safer and healthier and don't create any problems for campus.

There were no options on this survey that would correspond with a student who lives in the residence halls. I live on campus, so I don't ever leave campus. Poorly done survey.

I walk to classes on the near side of campus, and bike to classes on the far side of campus.

Should consider using campus IDs as bus pass to eliminate need for biannual issuing of passes.

there needs to be more 80 buses at night. I have to walk back to lakeshore, and there are NEVER any buses. There should be more, cause I don't feel safe walking back at night

I'm actually 30 years old, but this was not an option, although "1" was...?

One question asked which bus routes I take and finished with "Please select all that apply," but the

website would only let me click one answer. I would have chosen both city routes (28,38,2, etc) as well as campus routes (80,82) but I could only have one answer. This skewed my answer as well as many others who took this survey, I'm sure.

Ya'll seriously need more 80 buses during peak transportation times. I don't know how many times in my short while here that I or other people have had to wait at a bus stop after multiple buses have come by because they were too full.

I was a little unsure what to put for some questions because my commute pattern is somewhat unusual (multiple trips to/from campus three days a week via different modes of transportation).

There has not been enough bad weather yet to accurately gauge my responses in terms of transportation. I would go as far as to ignore data pertaining to bad weather at this point.

When it's cold, I wait up to a half hour for a bus.

There should be more 80 busses

You should have a gender queer option under sex

i need a bus pass

Parking on campus is way too expensive.

Parking isn't easy on campus, parking gets very expensive quickly.

Statistic	Value
Total Responses	84

32. Which park and ride do you utilize? (select all that apply)

#	Answer	Response	%
1	UW Research Park at Science Drive (Lot 200)	0	0%
2	American Town Center (East Park Blvd)	0	0%
3	Dutch Mill (Hwy 12 & 18 at Hwy 51)	0	0%
4	North Transfer Point (1213 Huxley St)	0	0%
5	Northside Town Center (Sherman Ave & Northport Drive)	0	0%
6	I park on the street	2	25%
7	I park in a location not listed here	6	75%
9	W. Wingra Dr. and S. Park St. (Lot 202)	0	0%
10	Hill Farms (Lot 203)	0	0%

Statistic	Value
Min Value	6
Max Value	7
Total Responses	8

APPENDIX B: Complete Results – UW Faculty & Staff

Initial Report

Last Modified: 11/10/2014

1. Please answer the following questions for times that you travel to the UW - Madison campus for work. Please continue answering questions until you are prompted that you've reached the end of the survey. How many miles is it one way from your current daily residence to campus? Please select one.

#	Answer	Response	%
1	Less than 1 mile	16	3%
2	1 to 2 miles	73	12%
3	3 to 5 miles	145	23%
4	6 to 10 miles	185	30%
5	11 to 25 miles	139	22%
6	26 miles or more	65	10%
	Total	623	100%

Statistic	Value
Min Value	1
Max Value	6
Mean	3.89
Variance	1.56
Standard Deviation	1.25
Total Responses	623

2. During GOOD WEATHER, what is your most frequent way of traveling to campus? Please select one.

#	Answer	Response	%
1	Walk	26	4%
2	Bicycle	108	17%
3	Moped	5	1%
4	Motorcycle	5	1%
5	Drive alone in a car, truck, or van	321	52%
6	Private commuter bus (i.e. intercity bus service)	1	0%
7	Someone drops me off (not carpool)	16	3%
8	Carpool member	20	3%
9	State vanpool member	13	2%
10	Madison Metro city bus (NOT Route 80, 81, 82, 84)	86	14%
11	Campus Bus (Route 80, 81, 82, 84)	3	0%
12	Other public bus system (i.e. Monona Transit)	1	0%
13	Other	14	2%
	Total	619	100%







Statistic	Value
Min Value	1
Max Value	13
Mean	5.43
Variance	8.01
Standard Deviation	2.83
Total Responses	619

3. If other, please specify

Text Response
drive in close enough to catch a Madison Metro City Bus (NOT Route 80,81,82,84).
I drive myself and my 4 year old son who attends preschool at the Waisman Early Childcare Program.
Park in Middleton and bike in
The same as good weather. Combination of Someone drops me off at a transfer point then take Madison Metro city bus the rest of the way.
I work at Research Park and can drive/park at my office. I have a disability caused by a neuromuscular disease and literally would no longer be able to work on campus or attend classes, due primarily to a lack of accessible parking anywhere near the buildings I frequent (west end of campus -- HSLC and WARF). The east end of campus has been functionally inaccessible for decades, but the west end of campus used to at least have a few scattered State of WI Disabled Parking places and meters >30 minutes. These have since been removed and there are not options.
I drop off family member downtown and then continue to drive to campus.
I park in Lot 202, which is a shuttle lot, so I drive there alone and then take the shuttle to campus.
Mixed mode. Drive alone in a car into Madison. Park and bike remaining 2 miles to campus.
Drive part way to all-day street parking, then take Madison Metro to campus.
car to Tenney Park....take b-cycle from there to UW hospital b-cycle station there. I work in the HSLC
Drive part way, park and take the #6 or #27 Madison Metro.
I drive from my house in Verona to Midvale Blvd. and catch the 6 on Mineral Point and Toepfer.

Statistic	Value
Total Responses	12

**4. In GOOD WEATHER, how long does it usually take you to travel to campus from your current residence?
Please select one.**

#	Answer		Response	%
1	10 minutes or less		58	9%
2	11 to 20 minutes		188	31%
3	21 to 30 minutes		193	31%
4	31 to 45 minutes		109	18%
5	46 to 60 minutes		55	9%
6	More than an hour		11	2%
	Total		614	100%

Statistic	Value
Min Value	1
Max Value	6
Mean	2.92
Variance	1.38
Standard Deviation	1.17
Total Responses	614

5. During BAD WEATHER, what is your most frequent way of traveling to campus? Please select one.

#	Answer	Response	%
1	Walk	15	2%
2	Bicycle	23	4%
3	Moped	0	0%
4	Motorcycle	0	0%
5	Drive alone in a car, truck, or van	346	56%
6	Private commuter bus (i.e. intercity bus service)	0	0%
7	Someone drops me off (not carpool)	30	5%
8	Carpool member	23	4%
9	State vanpool member	11	2%
10	Madison Metro city bus (NOT Route 80, 81, 82, 84)	144	23%
11	Campus Bus (Route 80, 81, 82, 84)	10	2%
12	Other public bus system (i.e. Monona Transit)	0	0%
13	Other	15	2%
	Total	617	100%

Statistic	Value
Min Value	1
Max Value	13
Mean	6.53
Variance	7.18
Standard Deviation	2.68
Total Responses	617

6. If other, please specify

Text Response
drive in close enough to catch a Madison Metro City Bus (NOT Route 80,81,82,84).
I drop someone else off, then park my car on campus
I drive myself and my 4 year old son who attends preschool at the Waisman Early Childcare Program.
Stay home if the roads are bad
I take the quickest bus aka which ever one comes the soonest. So the 80, 28, 38, 2, or 10
Same as good weather. Drop off and city bus.
Union Cab
I cannot park on campus these days due to the reasons specified above. I have a neuromuscular disability and you have removed all of the State of WI Disabled Parking from HSLC, WARF, etc. I now have to choose between illegally parking or not going to required work functions when they are on campus (occasionally, there is a 3-hr meter available at WARF, but that is not the norm.) No, I cannot take the bus. If I cannot walk a few hundred feet from a non-disabled parking permit, why could I suddenly have the stamina to do so when walking to/from bus stops?
I drop off family member downtown and then continue to drive to campus.
I park in Lot 202, which is a shuttle lot, so I drive there alone and then take the shuttle to campus.
Drive part way to all-day street parking, then take Madison Metro to campus.
same as above

Statistic	Value
Total Responses	12

**7. In BAD WEATHER, how long does it usually take you to travel to campus from your current residence?
Please select one.**

#	Answer	Response	%
1	10 minutes or less	23	4%
2	11 to 20 minutes	115	19%
3	21 to 30 minutes	143	23%
4	31 to 45 minutes	166	27%
5	46 to 60 minutes	103	17%
6	More than an hour	64	10%
	Total	614	100%

Statistic	Value
Min Value	1
Max Value	6
Mean	3.66
Variance	1.79
Standard Deviation	1.34
Total Responses	614

8. When do you usually arrive on campus for the day? Please select one.

#	Answer		Response	%
1	Before 7:00 am		80	13%
2	7:00 am to 7:59 am		207	34%
3	8:00 am to 8:59 am		205	33%
4	9:00 am to 9:59 am		82	13%
5	10:00 am to 10:59 am		15	2%
6	11:00 am to 11:59 am		7	1%
7	12:00 pm to 12:59 pm		5	1%
8	1:00 pm to 1:59 pm		8	1%
9	2:00 pm to 2:59 pm		1	0%
10	3:00 pm to 3:59 pm		0	0%
11	4:00 pm to 4:59 pm		1	0%
12	5:00 pm to 5:59 pm		1	0%
13	6:00 pm to 6:59 pm		0	0%
14	After 7:00 pm		0	0%
	Total		612	100%

Statistic	Value
Min Value	1
Max Value	12
Mean	2.75
Variance	1.89
Standard Deviation	1.38
Total Responses	612

9. When do you usually leave campus for the day? Please select one.

#	Answer	Response	%
1	Before 7:00 am	1	0%
2	7:00 am to 7:59 am	4	1%
3	8:00 am to 8:59 am	5	1%
4	9:00 am to 9:59 am	2	0%
5	10:00 am to 10:59 am	1	0%
6	11:00 am to 11:59 am	1	0%
7	12:00 pm to 12:59 pm	1	0%
8	1:00 pm to 1:59 pm	2	0%
9	2:00 pm to 2:59 pm	15	2%
10	3:00 pm to 3:59 pm	68	11%
11	4:00 pm to 4:59 pm	242	40%
12	5:00 pm to 5:59 pm	179	29%
13	6:00 pm to 6:59 pm	58	10%
14	After 7:00 pm	31	5%
	Total	610	100%

Statistic	Value
Min Value	1
Max Value	14
Mean	11.28
Variance	2.80
Standard Deviation	1.67
Total Responses	610

10. Based on your current schedule, which days of the week are you normally on campus? Select all that apply.

#	Answer	Response	%
1	Sunday	42	7%
2	Monday	574	94%
3	Tuesday	580	95%
4	Wednesday	580	95%
5	Thursday	577	95%
6	Friday	551	91%
7	Saturday	61	10%

Statistic	Value
Min Value	1
Max Value	7
Total Responses	608

11. On average, how many days a week do you DRIVE a car, van, or truck to campus? (not motorcycle, scooter, moped, etc.)

#	Answer	Response	%
1	Never, I ride with someone else	32	5%
2	Never, I do not commute to campus by car, van or truck	107	18%
3	Less than once a week	78	13%
4	About once a week	26	4%
5	More than once a week	64	11%
6	Every day	298	49%
	Total	605	100%






Statistic	Value
Min Value	1
Max Value	6
Mean	4.45
Variance	3.19
Standard Deviation	1.79
Total Responses	605

12. Thinking about the times when you come to campus by car, van, or truck, either as a driver or passenger, how many people are usually in the vehicle (including the driver)?

#	Answer	Response	%
1	One, I drive alone	424	71%
2	Two	82	14%
3	Three	2	0%
4	Four	2	0%
5	Five	2	0%
6	Six or More	7	1%
7	I never come to campus by car, van, or truck.	81	14%
	Total	600	100%



Statistic	Value
Min Value	1
Max Value	7
Mean	2.04
Variance	4.32
Standard Deviation	2.08
Total Responses	600

13. How often do you participate in a carpool or vanpool either as a passenger or a driver?

#	Answer		Response	%
1	Never		505	84%
2	Less than once a week		39	6%
3	About once a week		10	2%
4	More than once a week		16	3%
5	Every day		34	6%
	Total		604	100%

Statistic	Value
Min Value	1
Max Value	5
Mean	1.40
Variance	1.11
Standard Deviation	1.05
Total Responses	604

14. Do you currently use a park and ride to get to campus?

#	Answer		Response	%
1	Yes		20	3%
2	No		584	97%
	Total		604	100%

Statistic	Value
Min Value	1
Max Value	2
Mean	1.97
Variance	0.03
Standard Deviation	0.18
Total Responses	604

15. Does a Madison Metro bus stop within four blocks of your residence?

#	Answer	Response	%
1	Yes	313	52%
2	No	257	43%
3	Not Sure	34	6%
	Total	604	100%

Statistic	Value
Min Value	1
Max Value	3
Mean	1.54
Variance	0.36
Standard Deviation	0.60
Total Responses	604

16. During GOOD WEATHER how often, if ever, do you commute to campus by a Madison Metro bus?

#	Answer	Response	%
1	Never	400	66%
2	Less than once a week	77	13%
3	About once a week	21	3%
4	More than once a week	41	7%
5	Every day	65	11%
	Total	604	100%

Statistic	Value
Min Value	1
Max Value	5
Mean	1.83
Variance	1.91
Standard Deviation	1.38
Total Responses	604

17. During BAD WEATHER how often, if ever, do you commute to campus by a Madison Metro bus?

#	Answer	Response	%
1	Never	361	60%
2	Less than once a week	55	9%
3	About once a week	16	3%
4	More than once a week	64	11%
5	Every day	108	18%
	Total	604	100%

Statistic	Value
Min Value	1
Max Value	5
Mean	2.18
Variance	2.63
Standard Deviation	1.62
Total Responses	604

18. What is the usual duration of your regular one-way bus trips to campus, including transfers? Please select one.

#	Answer	Response	%
1	5 minutes or less	3	2%
2	6 to 10 minutes	22	11%
3	11 to 20 minutes	45	23%
4	21 to 30 minutes	49	25%
5	31 to 40 minutes	50	25%
6	41 to 50 minutes	14	7%
7	51 to 60 minutes	12	6%
8	More than an hour	3	2%
	Total	198	100%

Statistic	Value
Min Value	1
Max Value	8
Mean	4.14
Variance	2.12
Standard Deviation	1.46
Total Responses	198

19. Which statement best describes the bus trips you take to campus this semester? Check as many as apply.

#	Answer	Response	%
1	Campus bus route only (Routes 80, 81, 82, 84)	17	9%
2	City bus route directly to campus without transfers	174	89%
3	City bus route with transfer to campus bus (Routes 80, 81, 82, 84)	6	3%
4	City bus route with transfer to another city bus route	16	8%
5	Other	4	2%

Statistic	Value
Min Value	1
Max Value	5
Total Responses	195

20. If other, please specify

Text Response
Drive 2.5 miles from my house, park on the street, and take a Metro bus that drops off in front of my building, as opposed to picking up a bus on my street that requires a transfer.
verona with limited stops
I frequently bike to catch a bus on the way in and then bike home. I do not need to transfer.
drive about 3 miles to North transfer point and take the city bus that goes directly to UW Hospital...I work at HSLC

Statistic	Value
Total Responses	4

21. How often, if ever, do you ride the campus bus (Routes 80, 81, 82, 84)?

#	Answer	Response	%
1	Never	299	50%
2	Less than once a week	216	36%
3	About once a week	42	7%
4	More than once a week	37	6%
5	Every day	8	1%
	Total	602	100%

Statistic	Value
Min Value	1
Max Value	5
Mean	1.74
Variance	0.86
Standard Deviation	0.93
Total Responses	602

22. How often, if ever, do you ride the campus bus AT NIGHT (Routes 80, 81, 82)?

#	Answer	Response	%
1	Never	224	75%
2	Less than once a week	53	18%
3	About once a week	13	4%
4	More than once a week	6	2%
5	Every day	2	1%
	Total	298	100%

Statistic	Value
Min Value	1
Max Value	5
Mean	1.35
Variance	0.52
Standard Deviation	0.72
Total Responses	298

23. How often, if ever, do you bicycle to campus in GOOD WEATHER?

#	Answer	Response	%
1	Never	413	69%
2	Less than once a week	60	10%
3	About once a week	17	3%
4	More than once a week	41	7%
5	Every day	71	12%
	Total	602	100%

Statistic	Value
Min Value	1
Max Value	5
Mean	1.83
Variance	2.02
Standard Deviation	1.42
Total Responses	602

24. How often, if ever, do you bicycle to campus in BAD WEATHER?

#	Answer	Response	%
1	Never	513	85%
2	Less than once a week	41	7%
3	About once a week	13	2%
4	More than once a week	14	2%
5	Every day	21	3%
	Total	602	100%

Statistic	Value
Min Value	1
Max Value	5
Mean	1.32
Variance	0.82
Standard Deviation	0.91
Total Responses	602

25. What is your university classification?

#	Answer	Response	%
1	Faculty	82	14%
2	Classified Staff	226	38%
3	Academic Staff	268	45%
4	Other	18	3%
	Total	594	100%

Statistic	Value
Min Value	1
Max Value	4
Mean	2.37
Variance	0.57
Standard Deviation	0.76
Total Responses	594

26. What is your employment status with the university?

#	Answer	Response	%
1	Full time	534	89%
2	Part time	65	11%
	Total	599	100%

Statistic	Value
Min Value	1
Max Value	2
Mean	1.11
Variance	0.10
Standard Deviation	0.31
Total Responses	599

27. If part time, please specify %

Text Response
60
1
50
80
80
25
50
50
5
33
50
70
70
50
80
75
90
60
50
50
50
30
80
25
85
25

Em
50
60
50
80
75
60
50
33
33
50
80
10
65
1.
90
20
50
60
25
40
60
50
60
30
50
80
50

60
75
25
80
60
60
40
60

Statistic	Value
Total Responses	62

28. What is your sex?

#	Answer	Response	%
1	Male	235	39%
2	Female	339	57%
3	I would rather not say	24	4%
	Total	598	100%

Statistic	Value
Min Value	1
Max Value	3
Mean	1.65
Variance	0.31
Standard Deviation	0.56
Total Responses	598

29. What is your age?

#	Answer	Response	%
1	Rather not say	33	6%
2	1	0	0%
3	2	0	0%
4	3	0	0%
5	4	0	0%
6	5	0	0%
7	6	0	0%
8	7	0	0%
9	8	0	0%
10	9	0	0%
11	10	0	0%
12	11	0	0%
13	12	0	0%
14	13	0	0%
15	14	0	0%
16	15	0	0%
17	16	0	0%
18	17	0	0%
19	18	0	0%
20	19	0	0%
21	20	0	0%
22	21	0	0%
23	22	4	1%
24	23	4	1%
25	24	6	1%
26	25	7	1%

27	26		5	1%
28	27		8	1%
29	28		6	1%
30	29		12	2%
31	30		13	2%
32	31		12	2%
33	32		8	1%
34	33		9	2%
35	34		9	2%
36	35		21	4%
37	36		16	3%
38	37		19	3%
39	38		13	2%
40	39		8	1%
41	40		9	2%
42	41		17	3%
43	42		9	2%
44	43		14	2%
45	44		11	2%
46	45		17	3%
47	46		15	3%
48	47		9	2%
49	48		13	2%
50	49		10	2%
51	50		17	3%
52	51		13	2%
53	52		17	3%
54	53		13	2%

55	54		12	2%
56	55		19	3%
57	56		15	3%
58	57		18	3%
59	58		14	2%
60	59		10	2%
61	60		14	2%
62	61		15	3%
63	62		17	3%
64	63		8	1%
65	64		9	2%
66	65		4	1%
67	66		5	1%
68	67		9	2%
69	68		3	1%
70	69		3	1%
71	70		1	0%
72	71		0	0%
73	72		1	0%
74	73		3	1%
75	74		0	0%
76	75		1	0%
77	76		1	0%
78	77		0	0%
79	78		0	0%
80	79		0	0%
81	80		1	0%
82	81		0	0%

83	82		0	0%
84	83		0	0%
85	84		0	0%
86	85		0	0%
87	86		0	0%
88	87		0	0%
89	88		0	0%
90	89		0	0%
91	90		0	0%
92	91		0	0%
93	92		0	0%
94	93		0	0%
95	94		0	0%
96	95		0	0%
97	96		0	0%
98	97		0	0%
99	98		0	0%
100	99		0	0%
	Total		580	100%

Statistic	Value
Min Value	1
Max Value	81
Mean	44.87
Variance	259.91
Standard Deviation	16.12
Total Responses	580

30. What is your home zip code?

Text Response
53562
53718
53916
53597
53578
53703
53593
53705
53572
53719
53713
53705
53714
53716
53536
53575
53705
53562
53704
53704
53575
53711
53705
53566
53705
53711

53718
53703
53703
53704
53916
53705
53705
53705
53716
53572
53704
53704
53589
53704
53597
53719
53713
53572
53711
53593
53527
53520
53718
53572
53516
53711
53715
53719

53960
53719
53718
53719
53589
53706
53562
53719
53717
53598
53705
53583
53703
53711
53562
53593
53726
53716
53704
53705
53705
53719
53562
53705
53703
53703
53704
53703

53704
53511
53719
53560
53711
53719
53717
53716
53704
53703
53714
53560
53705
53711
53705
53545
53718
53597
53719

Statistic	Value
Total Responses	576

31. What is your household income?

#	Answer	Response	%
1	Under \$15,000	1	0%
2	\$15,000-\$24,999	5	1%
3	\$25,000-\$34,999	40	7%
4	\$35,000-\$44,999	43	7%
5	\$45,000-\$54,999	41	7%
6	\$55,000-\$64,999	43	7%
7	\$65,000-\$74,999	57	10%
8	\$75,000-\$84,599	43	7%
9	\$85,000 or higher	205	34%
10	I would rather not say	117	20%
	Total	595	100%

Statistic	Value
Min Value	1
Max Value	10
Mean	7.60
Variance	5.21
Standard Deviation	2.28
Total Responses	595

32. Please provide any questions or comments regarding the survey.

Text Response

I am disabled. Driving is important to me for reasons concerning my disability.

I think there should be some encouragement (rebate, parking discount?) to bike to work. As I don't have a bus route near my home biking and walking are my alternatives.

I used to ride my scooter to work for most of the year, but have not gotten a permit since the change in scooter policies and cut in parking slots for scooters.

PLEASE, PLEASE, PLEASE provide MORE bike parking on campus. Thank you for the moped parking initiative, which has cut down on moped usage, and improved safety. Please also try to reduce moped driving on East Campus Mall - it's rampant and dangerous to pedestrians.

My bus route only is during commuter times (madison metro route 58). If i need to pick up my child for dr appointment, sickness or other non-predictable reason, I am not able to do so while riding the bus. I did ride the bus prior to having my son, but now I am required to have an available car.

It would be nice to be able to pay for parking on an hourly basis via flex parking.

My partner and I both work on campus, so the last time we moved, we based our housing choices based on accessibility to campus and the Madison Metro.

Keep the bus pas option cheap (or make it free again!), it's a great way to reduce vehicles on campus and save the environment as well!

Just to explain my strange answers, I carpool with my spouse who works in URP. So I do carpool but end up driving to campus alone or bussing from URP

I appreciate the opportunity for input. I ride a moped from Spring Break to Thanksgiving every year. The rest of the time I take Madison Metro. While convenient (I am a bloke away from the Metro stop at home and the bus stops in front of my building), it doubles (15 minutes to 30 minutes) my commuting time. Thus my preference for the moped.

I do often park off campus and ride my bike in during good weather. I woulddo it more if there was an easy way to do so.

It is disheartening that this survey didn't make mention of the growing costs associated with parking on campus. UW-Madison risks losing talent because they can't afford the costs of parking and other means does not work with unique schedules and limited time due to working two jobs.

The bus system is not at all convenient from my home. I would bike but I need to not be a sweaty mess by the time I arrive at work. I wish car parking was more cost-effective (hence the moped). It's very stressful to transport to and from campus, and it was a barrier to consider when accepting this position recently.

Reduce the cost of our annual permits...we're not getting any increases to cover those expenses.

Love Madison Metro. My age, salary shouldn't be asked.

Between driving 70 miles round trip to get to work, I also have to consider the health of ailing parents. Years ago used to ride the Metro bus when I lived in Fitchburg. I also used to take the state van pool

before my father's health went south. It's just the circumstances of my life now that makes me drive to campus alone. There are always extenuating circumstances to why we choose our options. Just wanted you to know mine. Thanks - good survey.

I commute with my husband as our hours are similar and he gets free parking at his office. If he is off, he usually brings me to work & picks me up so I don't have to pay for parking.

I selected that I never ride Madison Metro because it's currently the case, however I plan to move into Madison in summer 2015 specifically so that I can ride the bus to work instead of driving.

I know my answers were contradictory, this survey didn't cover the way I get to campus. There is no bus route to where I live, so I drive in (by myself), to where I can catch a metro (non-campus) buss.

I really hope you can keep the bus pass cost low for fac and staff. I do not know if you work closely with ASM when working out costs with Metro but the pass program had been a godsend. I know your staff work hard and I hope you get the appreciation you all deserve. It has been nice to see the issues for TS shift away from parking spots and focus more on regional mass transit options! Kudos!

The first question of distance from home to campus does not include the 2-3 mile range (i.e. there is 1-2mile and 3-5 miles. I am just over 2 miles, so I picked 3-5 miles. The difference between good and bad weather is likely to vary. For me, bad weather is when there is likely to be ice on the ground but not when it is raining, windy or otherwise just cold.

I would be glad if it was possible to purchase a "winter-only" parking pass for the lot next to my office - December-March. I've looked at the Flex option and it seems too complicated, not sure it meets my needs.

I'd consider the park-and-ride if the service is better implemented, eg. more frequency of the bus service. Also, if the campus has a tool that matches the carpool participants, I'd consider the car pool option too.

Answers are likely not indicative of what I would prefer, rather, what my financial situation forces me to do. Difficult to live off campus and pay for university parking given my income level.

The 28 appears to be a very popular bus during commuter times. Often, madison metro needs to utilize extra buses. Perhaps the 81 could expand to include the north transfer point to pick up employees who park there and bus in during commuter times.

like the flex parking and bus pass combination with B-cycle as my biking option

Construction and transportation plans on and around campus are moving toward a high-density, LEED-certified, less parking space focus. This is great for many reasons. However, what is often (if not usually) overlooked, is the need to provide an increase in supporting services for individuals using those modes of transportation. Regarding bikes, the quality (e.g. covered!) and quantity of parking and lock-up spaces could be improved. Spaces also need to be cleared in winter. For (new) buildings, showers should be installed; bike riders in summer are sweaty, and snow-covered in winter. While my focus was on biking, as it relates to me, the broader emphasis is on supplementing a change in transportation plans with necessary services. Decreasing parking spaces, increasing density, and discouraging moped use is all fine, but without equal or improved alternatives these plans only make an existing densely populated downtown ever more difficult to navigate and visit.

A bus ride would involve a transfer. The West Side Transfer station does not feel safe to me. I am an

exempt employee and do not leave exactly at the same time every day. My schedule varies.

My primary office is considered "off-campus", however I routinely commute from my office to campus. With the frequency of this travel, along with the required flexibility to change travel plans, bus and car pool haven't proved to be a good solution.

I use multiple modes of transportation. I like to bike in good weather. I occasionally drive and park on campus only if I have another appointment that requires a car during the day. This is 1-2 times per month at the most. Outside of warm-weather biking season (I'm not a year-round biker) I most often get a ride with my spouse, who drops me off/picks me up as part of her commute. Our lives have variations that mean I take the bus if the ride schedule doesn't line up. If she has a late meeting and I need to get home to feed/walk pets, then I take the bus home. If she bikes and biking doesn't work for me, I take the bus. I love having all the many options and have a very irregular commute because of it. Bottom line: I rarely drive to campus. The "averages" of the survey don't quite reflect the variations of my commute.

I'm always looking for more and better bus routes to and from campus - bike racks indoors (or at least undercover) would be good too.

Drive alone due to daycare pick up and drop off. Out of city limits for any other options.

My transportation practices are impacted by my need to bring a child to preschool. If I was only responsible for myself, I would bike or bus (as I did in the past). Those options are less amenable when responsible for a child (e.g. need to take them home immediately if they get sick, less able to walk to the bus stop in the extreme cold/snow, etc.), which makes having parking on campus a necessity.

The only comment I have is that the ramp has very delayed times of getting in and out at times because of people that don't normally park there so they don't know how it works. Setting that up so they can exit faster would be a positive thing for everyone.

Flexibility in using Madison Metro is very limited when/if I am required to work later in the evening. There have been several times this year that I had wanted to park in my designated flex lot, but was hesitant due to the special event parking as it appeared that access was limited.

It costs way too much to park here, especially considering the meager raises we have gotten in the past few years. I feel for our staff that makes less than \$15 per hour.

Please provide snow removal to bicycle racks in winter.

My worksite is not located on campus.

I tried to take the bus once from my residence to campus. It took almost 2 hours. Buses are rather inconvenient for me. Since the 85 does not exist anymore, the 80 is fairly inconvenient as well.

You need to encourage Madison metro to employ double-decker or articulated buses on the 80 route during crush times.

I would drive if Obama and the eugenicist Progressives hadn't of ruined the used car market and driven my taxes so high in exchange for promises of canned unicorn.

I would like to know in more detail toward what end the survey results will be used for.

I use my car often during the day, going to off campus appointments. I need efficient transportation

throughout the day, and cannot rely on carpools or bus to get me to those appointments.

The better that UW Madison can get for pedestrians and cyclists and other non-polluting forms of transport, the happier and healthier we'll all be!

Good weather, and before it gets dark by 6:00 I ride my bike. NOT ENOUGH BIKE RACKS at 1300 Univ Ave Bad weather, ride in and take one of the westbound busses on UAVE Similarly, when it starts getting dark. The number 10 bus is GREAT! Cheap bus pass very important. Too bad the sheltered bike slots in Lot 20 are mostly gone.

I'm an LTE and my hours vary during the week and weekend. My hours can range from 2 to 12 during a shift. I don't think me answering this survey will help with anything but thought I'd answer what I could.

I work a second job directly after work 3 days a week so alternate transportation is very difficult to use.

I typically walk as much as I can, and even though Madison is a very bike friendly city, I avoid biking for safety reasons. Despite this bike path from NW Madison to campus is amazing. Madison Metro is great save for a couple things... 1. Buses are not very clean; seats, floors, windows, ceiling, and handles could use more regular cleaning. 2. Buses typically carry illness. An emphasis on common illness prevention practices/courtesy, and cleanliness would be well received, and possibly encourage many more to ride that choose not to for the above reasons.

Where is there the question, "If the UW Parking allowed more flexibility, how often would you consider carpooling?" I used to carpool, but the flexibility just wasn't there. It was a hassle to go and get a pass on the days I needed it (normally it was a short-notice thing). It is very clear that the UW Transportation is more about collecting lot fees than providing real incentives to carpool (or just alleviating the burden of times you need flexibility).

There were no questions about parking. I would like to voice my opinion on the parking rates. It is absolutely absurd that most of the lots around engineering are \$960 ie, Lot 17. I had to find alternate parking because I can't afford it. I am not the only one in this area of campus that has to find alternate parking because of cost. There are numerous people that have to move their car every 2 hours. I know there are other ways to get to work but with my schedule and family duties those don't always work for me. I hope that gets to the appropriate person and something is done about the outrageous parking rates on campus.

Route 19 used to be more efficient before. A lot of people need a direct ride (via-metro city bus) Campus-Fitchburg in Business hours.

I alternate between the UWCCC and a west-side office with free parking. Logistically, getting to the UWCCC is a time-wasting nightmare. Hospital ramps are too expensive to use regularly. We need more flex parking spots.

I would love to take the bus to campus from Fitchburg but the bus only runs during the day, not weekends and it takes 2 hours to get to campus but when I drive it is only 15 minutes. Madison Metro has to find a better way to serve Fitchburg so the ride is not 2 hours and runs more regularly. I have posted notices to car pool several times but no luck.

This was a tricky survey for me to answer, since I'm currently living in 2 residences. My place, that I commute from 1-2 times a week is on a bus line and I take the bus. My boyfriend's place is in Oregon and he drives me to work 3-4 times a week. Fortunately, next year should be more straightforward!

I wish that Stoughton would have a bus service. There has been some talk about it then it was dropped.

Even a park and ride on Hwy 14 by Oregon with an express bus to campus would be a great option. The bus need a schedule of at least every 30 minutes.

For me to take the bus to where we live would take over an hour in good weather. The would be 2-3 times the normal length of my commute

I was not sure what "good weather" meant in your survey. I treated it as meaning both "warm" and "good" (i.e., not rainy or windy).

I drive to campus because I have other commitments in the evenings that require I leave campus at a specific time. Buses are often not on time and overcrowded causing me to get car sick. I would drive less and bike more, but the extra minutes of time I save by driving is worth paying extra to park on campus.

We currently have free parking. If not for this, I don't know if I could take this job. Monona does not have good bus service.

If we had public transportation from McFarland to campus, we would probably use it 1-2 times a week.

Staff members working other than normal day hours (9-5) don't have options other than to drive alone. The city bus that I occasionally ride (3-5 a year) is once an hour after "rush hours". Often times I'm leaving after that. Not everyone is a morning person. Transportation options should not penalize those who function better later in the day.

Thank you for asking me to complete the survey. Thank you also for partnering with Madison Metro for the reduced cost bus pass. In my opinion, it was a great idea, and is money well spent. I hope you will continue to work with them, and provide this practical and useful benefit.

Classified and academic staff should be able to park mopeds in any lot with a permit. I think.

I don't think the survey catches many scenarios. I think the difference between good weather and bad weather is too simple. How I travel depends on the type of bad weather. Depending on what bad weather is ie cold, rain, snow, extreme cold will all influence my answers. example I might ride my bike sometimes when it is cold, but I will drive everytime if there is a large amount of snow.

The one thing that really bothers me about the Metro Bus is how scheduled busses sometimes do not show up at the bus stop. I use the UW app to get "real time" bus arrival times, and sometimes the scheduled busses (both real time and scheduled time) do not show up. This happens frequently enough where it has caused significant problems for me and other people I have spoken to. A minor complaint I have is that busses hardly ever arrive on time. Normally this would not be an issue and I understand that keeping up with the bus arrival times is extremely difficult for the bus drivers. But this becomes an issue when busses start arriving 5-10 min early. I think it is unreasonable to expect that busses arrive on time every day but at the same time, the bus drivers should at least wait at the bus stop until the scheduled departure times if they are 5-10 min early to minimize the chance of passengers missing their busses.

I would gladly take public transportation if it were available. I cannot carpool due to erratic schedule. I would also be interested in park and ride, but would need to explore more about how that works.

I would love to use public transportation to get to and from work. However, I tried several times when I first started here. There is no guarantee that I will get out of work on time to catch the bus I have to catch to get to the Dutch Mill Park and Ride. I have to catch the number 12 at 5:05, but due to the demands of my job, I am often not able to catch that bus. Also, the bus does not get me to the Park and Ride in time to pick my daughter up from after school care. I have to pick her up by 5:30 or I get fined. Because my salary is not adjustable and the cost of parking is so expensive on campus, I am actively

looking for another job based primarily on transportation and parking issues.

No public transportation available from where I live. My start and end times vary day to day making car pooling almost impossible.

If bus was more convenient, I would consider taking it.

Would love to make it possible for those who are a part of the support staff to get to work - they cannot afford parking and it takes 1hr to get to and home from work using the bus systems. This is difficult to keep staff in this situation.

I have to say this feedback.. Its not fair to charge same amount of parking fees yearly for all category (like students, classified staff, faculty and management personnel).. Few categories get paid less - still we have to pay the same parking fees eyarly - but other categories who gets more paid also charged same.. How it is fair.. In my case - I am classifies staff which is least paid. Still I need to pay the amount as highly paid Faculty(from 80,000 and above).. Not sure.. who gets to decided these.. not fair at all.. thanks,

I would LOVE to ride the bus to work. Even tried parking at a distance and taking the bus. I live out near Verona and wonder if the UW would ever partner with Epic as a park and ride location for those of us in the Oregon/Verona area.

I do not work on campus, so I assumed you meant workplace when you said campus. We work at 2601 Ag. Dr. There is bus service, but to use it from where I live would be time prohibitive. I also would have to use the south transfer point and I do not consider that a safe option. I have occasionally biked in, but that takes about 40 mins. In general it would be nice if the University made it easier and less costly for its employees to get to work.

What is this for?

I live in Shorewood Hills near the golf course. The closest bus stop or B-Cycle rental is about 15 minutes walk away (University Hospital on east side). This causes challenges to take anything other than car on bad weather days.

You didn't ask any good questions so I will ask and answer them here. 1. Why do you not comute to campus by car? It is too expensive to park my car on campus and the flow of trafic is so bad that is takes longer by car. 2. Would flex parking help you when the weather is really bad or you had an appointment in the middle of the day? Yes it would but flex parking is expensive and I have to park a minimum of 4hours. Or at least pay for four hours. 3. Why don't you use a park and ride? Because there aren't any that save time of money coming from the the South side of town. I come in on hwy 14 and I would love it if there was a park and ride somewhere around park st. and the Beltline. The nearest one would require me to drive to the near West side which would add 20 minutes to my comute and the cost of gas and the cost of the Bus. 4. Parking on campus is expensive but it would be so convinient to park in front of your building. Why don't you do that? Traffic is so bad on campus that I can bike all the way from Oregon WI to the Waisman Center in a few minutes more than I can drive all the way. Also, I very often drive half way and then bike the other half. When I do that I can get to work 5-10 minutes faster than I can drive all the way to work. So why would I pay the money for parking when the University and the city of Madison, stack the deck against me. 5. So since you drive part of the way on some days, when the weather get bad why don't you take the Bus from the spot you park? That's a great idea. The problem is that the nearest Bus stop from where I park (across from the Post Office on Wingra St. [near the corner of Park and Wingra]) is about 0.5 miles away. So walking to the bus stop would add about 8-10 minutes and then we all know that the buses are slow, so my commute would be greater than an hour. If there were only a park and ride with limited stops like there are from the East and the West. I

can actually drive half way and jog the other half in about the same time that I can drive all the way to work. So with all that I think that people who drive all the way are crazy. In fact I should thank the University for making parking so expensive. If it was free then I might just drive the whole way and not get this great exercise that I do. Thanks [REDACTED] Call me if you want more information and how the University could make commuting better than it is right now. Seriously.

There is one bus stop by my house and the schedule isn't convenient, and there are multiple transfers required. From a time perspective, this doesn't make sense for me, even though I'd prefer to ride the bus. Therefore, I end up driving everyday.

Probably should not have responded to survey. My employment & work patterns so atypical.

Since I live so close, driving isn't necessary. But I feel strongly that there should be more temporary parking spots available. When our children were little, we often had emergency runs to daycare or doctor's offices and needed temporary parking. Also as I get older, I realize the problems for anyone who is mobility-impaired. Not everyone who drives is doing it frivolously. Some Universities even provide parking spots for nursing mothers - now that would be really progressive! I also feel strongly that you should stop charging for night/weekend parking. The main people that need to park off-hours are grad students and postdocs doing labwork - they are paid the least and work the longest hours. Why are you penalizing them? There are also safety concerns at night and safe, free parking should be made available to those who need to work late.

There is NO public transportation in Oregon, WI where I live. It is too long distance to ride a bike. And the car pools are not an option because of my other commitments in Madison during a day, so the time from home and back varies too much. Those are the main reasons why I ALWAYS drive my car to work.

The price for parking on campus is an outrageous cost burden on those of us (mainly academic staff) at the lower end of the pay spectrum. The commuting options (vanpool and park and ride) for those of us in research and clinical staff positions are usually not an option due to constantly changing work hours and schedules.

Regarding the campus bus: I would use the campus bus more often if it stopped anywhere near my campus building location. Regarding van pooling: In the past I lived 45 miles from campus and I used the van pool for about 2 months; but it required driving 7 miles to the pick-up spot and the van left that pick-up stop far too early in the morning (and left campus too early in the afternoon) to meet my work schedule as an academic staff member. Van pools are a great concept! But they seem to work best for those with 8-hour, flexible schedules.

Why are parking passes so expensive? It makes it completely out of budget for those of us who don't make a lot.

The campus bus needs to go back to 21 N Park Street. There are a lot of individuals that need to go there for training and meetings and it should be more accessible to those who need to get there.

My use of the 80 bus is more like twice a year. You had no option for that infrequency. I see you avoided the sore issue of cost of parking!

I am not sure why you needed my income.

I wish there were more frequent Metro buses a bit later in the evening - there are lots around 5 but when I work till 6:30 or 7 there are few choices.

Survey was okay, not too long.

I often work late hours getting my work done for special events or deadlines. I do not feel safe waiting for a bus on campus when it is dark.

Many people use the bike racks on the bus, like I do. It would have been nice to have "hybrid" questions, such as do you ever use the bike racks or walk part of the way to catch a bus by choice.

I am a retired state employee that does part-time work from my house for the TOPS Lab. The only time I need to go on campus is for a meeting, may 2 to 3 times a year.

Rotating shift at heat plant..... Ate parking should be FREE we are in a supposedly secure lot...

See my reply to the first two questions regarding disabled parking on campus. This is a major problem that has become much worse in the past 2-3 years when the few State of WI Disabled Parking spaces at HSLC and WARF were removed and replaced with UW Disabled Parking Permit spots. Apparently it does not matter if I can actually physically get to required meetings on campus for my job. It appears to be a pretty much insurmountable obstacle, and few people even know about this problem.

More handicap parking as often cars with handicap plates have to park in regular spots.

I am fairly happy with the bus system, but not parking on campus. I rarely use the lots on campus, or meters. It is too bad some of the parking structures became gated, which hurts night time activities.

Why is there no question about how much parking costs? I'd appreciate some education as to WHY our parking is so terribly expensive.

I appreciate that it would be great to use public transportation more. I do have an employee bus pass. My husband bikes most of the year. With wrap-around trips and tight timing a.m. and p.m., it almost always works out better for me to drive. Several days each week I take my daughter and friends in our neighborhood to Jefferson Middle School before coming in to work. On Mondays, I'm downtown until 9 pm, Tuesdays until 7:30, Thursdays until 7:45. Wednesdays and Fridays I wrap up between 6:30-8 pm. On several nights, I pick up my daughter and west side friends at ballet and do another round of carpooling. Many times I arrive and leave campus alone, but there are other riders on other legs of my trips.

Can night bus service be extended by another hour?






Personally, I am not a good subject for the effective use of Commuter Solutions as I live in DeForest, WI and I work a second morning shift with the USPS as well as run errands like shopping, banking, and family visits before work so, I am needing my car and driving alone out of convenience.

Need adequate cheap parking capabilities on campus.....I know....impossible, but would be nice. More cheap motorcycle parking would be efficient and usable.

Too long

Statistic	Value
Total Responses	193

33. Which park and ride do you utilize? (Select all that apply)

#	Answer		Response	%
1	UW Research Park at Science Drive (Lot 200)		0	0%
2	American Town Center (East Park Blvd)		0	0%
3	Dutch Mill (Hwy 12 & 18 at Hwy 51)		0	0%
4	North Transfer Point (1213 Huxley St)		6	30%
5	Northside Town Center (Sherman Ave & Northport Drive)		0	0%
6	I park on the street		3	15%
7	I park in a parking lot not listed here		8	40%
8	Hill Farms (Lot 203)		3	15%
9	W. Wingra Dr. and S. Park St. (Lot 202)		2	10%

Statistic	Value
Min Value	4
Max Value	9
Total Responses	20

APPENDIX C: Complete Results – UW Hospital Employees

Initial Report

Last Modified: 11/10/2014

1. Please answer the following questions for times that you travel to the UW Hospital for work. Please continue answering questions until you are prompted that you've reached the end of the survey. How many miles is it one way from your current daily residence to the hospital? Please select one.

#	Answer	Response	%
1	Less than 1 mile	14	2%
2	1 to 2 miles	35	5%
3	3 to 5 miles	91	12%
4	6 to 10 miles	203	26%
5	11 to 25 miles	275	36%
6	26 miles or more	155	20%
	Total	773	100%

Statistic	Value
Min Value	1
Max Value	6
Mean	4.49
Variance	1.38
Standard Deviation	1.17
Total Responses	773

2. During GOOD WEATHER, what is your most frequent way of traveling to the hospital? Please select one.

#	Answer	Response	%
1	Walk	14	2%
2	Bicycle	40	5%
3	Moped	1	0%
4	Motorcycle	13	2%
5	Drive alone in a car, truck, or van	538	70%
6	Private commuter bus (i.e. intercity bus service)	7	1%
7	Someone drops me off (not carpool)	18	2%
8	Carpool member	29	4%
9	State vanpool member	2	0%
10	Madison Metro city bus (NOT Route 80, 81, 82, 84)	85	11%
11	Campus Bus (Route 80, 81, 82, 84)	0	0%
12	Other public bus system (i.e. Monona Transit)	4	1%
13	Other	20	3%
	Total	771	100%

Statistic	Value
Min Value	1
Max Value	13
Mean	5.73
Variance	5.41
Standard Deviation	2.33
Total Responses	771

3. If other, please specify

Text Response
shuttle bus by UW to lot 202
shuttle from lot 202
I drive and take the shuttle from lot 203
shuttle from lot 202
i drive to a place where i can park my car for free then walk for 20 minutes to the hospital.
combination of driving to park and ride, and taking the bus
I drive 8 miles in to Madison from Oregon, street park my car off of Park St. and take Metro 44 to the UW Hospital. 50 minutes for apprx. 12 miles.
Shuttle
I drive to the transfer point and then take the metro bus. So two of the above options.
I park at the Hill Farms lot and take the shuttle.
drive part way-use park & ride shuttle-lot 202
Generally I drop my husband off on my way to UWHC to work as his employment is on my way to the hospital. Possibly 30 % of time I drive in our car alone.
I drive with 1 co-worker to a madison metro bus stop 5 miles from hospital. Take the 44 bus to & from hospital.
I drive to Hill farms then take 203 shuttle
Hospital transit shuttle service from lot 202
car
drive in 6 miles, park, then catch the number 2 bus into the hospital
Drive with another family member.
UW Transportation Shuttle service from Lot 203

Statistic	Value
Total Responses	19

4. In GOOD WEATHER, how long does it usually take you to travel to the hospital from your current residence? Please select one.

#	Answer	Response	%
1	10 minutes or less	43	6%
2	11 to 20 minutes	161	21%
3	21 to 30 minutes	238	31%
4	31 to 45 minutes	190	25%
5	46 to 60 minutes	102	13%
6	More than an hour	34	4%
	Total	768	100%

Statistic	Value
Min Value	1
Max Value	6
Mean	3.32
Variance	1.51
Standard Deviation	1.23
Total Responses	768

5. During BAD WEATHER, what is your most frequent way of traveling to the hospital? Please select one.

#	Answer	Response	%
1	Walk	13	2%
2	Bicycle	5	1%
3	Moped	0	0%
4	Motorcycle	0	0%
5	Drive alone in a car, truck, or van	571	74%
6	Private commuter bus (i.e. intercity bus service)	5	1%
7	Someone drops me off (not carpool)	32	4%
8	Carpool member	28	4%
9	State vanpool member	2	0%
10	Madison Metro city bus (NOT Route 80, 81, 82, 84)	88	11%
11	Campus Bus (Route 80, 81, 82, 84)	1	0%
12	Other public bus system (i.e. Monona Transit)	4	1%
13	Other	21	3%
	Total	770	100%

Statistic	Value
Min Value	1
Max Value	13
Mean	5.96
Variance	4.87
Standard Deviation	2.21
Total Responses	770

6. If other, please specify

Text Response
UW shuttle bus- lot 202
shuttle from lot 202
same thing drive and take the shuttle from lot 203
shuttle from lot 202
i am undecided on the situation. i may continue what i am doing or ride the metro depending on my hours at the hospital.
combination of driving to madison and taking the bus
I drive 8 miles in to Madison from Oregon, street park my car off of Park St. and take Metro 44 to the UW Hospital. 50 minutes for approx. 12 miles.
I park about .5 miles from hospital where there is 1 block that is unlimited parking and then I walk to work. On occasion I am dropped off at the hospital by a family member.
Shuttle (park and ride)
I drive to the transfer point, park my car and then take the metro bus.
I park at the Hill Farms lot and take the shuttle.
CAB
same as good weather-drive part way-park & ride shuttle-lot 202
I usually drive to work from my home out of town, dropping my husband off at work on my way to UWHC. Otherwise I drive to work by myself in my car.
same
I drive to hill farms then catch 203 shuttle
Hospital provided shuttle service from lot 202
Drive with another family member.

Statistic	Value
Total Responses	18

**7. In BAD WEATHER, how long does it usually take you to travel to the hospital from your current residence?
Please select one.**

#	Answer	Response	%
1	10 minutes or less	18	2%
2	11 to 20 minutes	63	8%
3	21 to 30 minutes	142	18%
4	31 to 45 minutes	224	29%
5	46 to 60 minutes	177	23%
6	More than an hour	144	19%
	Total	768	100%










Statistic	Value
Min Value	1
Max Value	6
Mean	4.19
Variance	1.67
Standard Deviation	1.29
Total Responses	768

8. When do you usually arrive to the hospital for the day? Please select one.

#	Answer		Response	%
1	Before 7:00 am		303	40%
2	7:00 am to 7:59 am		222	29%
3	8:00 am to 8:59 am		100	13%
4	9:00 am to 9:59 am		16	2%
5	10:00 am to 10:59 am		7	1%
6	11:00 am to 11:59 am		5	1%
7	12:00 pm to 12:59 pm		6	1%
8	1:00 pm to 1:59 pm		3	0%
9	2:00 pm to 2:59 pm		38	5%
10	3:00 pm to 3:59 pm		5	1%
11	4:00 pm to 4:59 pm		3	0%
12	5:00 pm to 5:59 pm		0	0%
13	6:00 pm to 6:59 pm		46	6%
14	After 7:00 pm		12	2%
	Total		766	100%

Statistic	Value
Min Value	1
Max Value	14
Mean	3.18
Variance	12.45
Standard Deviation	3.53
Total Responses	766

9. When do you usually leave the hospital for the day? Please select one.

#	Answer		Response	%
1	Before 7:00 am		4	1%
2	7:00 am to 7:59 am		49	6%
3	8:00 am to 8:59 am		9	1%
4	9:00 am to 9:59 am		1	0%
5	10:00 am to 10:59 am		1	0%
6	11:00 am to 11:59 am		4	1%
7	12:00 pm to 12:59 pm		6	1%
8	1:00 pm to 1:59 pm		7	1%
9	2:00 pm to 2:59 pm		37	5%
10	3:00 pm to 3:59 pm		121	16%
11	4:00 pm to 4:59 pm		227	30%
12	5:00 pm to 5:59 pm		123	16%
13	6:00 pm to 6:59 pm		25	3%
14	After 7:00 pm		151	20%
	Total		765	100%

Statistic	Value
Min Value	1
Max Value	14
Mean	10.74
Variance	9.28
Standard Deviation	3.05
Total Responses	765

10. Based on your current schedule, which days of the week are you normally at the hospital? Select all that apply.

#	Answer	Response	%
1	Sunday	233	30%
2	Monday	691	90%
3	Tuesday	707	93%
4	Wednesday	690	90%
5	Thursday	711	93%
6	Friday	712	93%
7	Saturday	245	32%

Statistic	Value
Min Value	1
Max Value	7
Total Responses	764

11. On average, how many days a week do you DRIVE a car, van or truck to the hospital? (not motorcycle, scooter, moped, etc.)

#	Answer	Response	%
1	Never, I ride with someone else	21	3%
2	Never, I do not commute to campus by car, van or truck	61	8%
3	Less than once a week	52	7%
4	About once a week	22	3%
5	More than once a week	129	17%
6	Every day	478	63%
	Total	763	100%

Statistic	Value
Min Value	1
Max Value	6
Mean	5.11
Variance	2.08
Standard Deviation	1.44
Total Responses	763

12. Thinking about the times when you come to the hospital by car, van, or truck, either as a driver or passenger, how many people are usually in the vehicle (including the driver)?

#	Answer	Response	%
1	One, I drive alone	627	82%
2	Two	73	10%
3	Three	11	1%
4	Four	0	0%
5	Five	0	0%
6	Six or More	6	1%
7	I never come to the hospital by car, van, or truck	46	6%
	Total	763	100%

Statistic	Value
Min Value	1
Max Value	7
Mean	1.53
Variance	2.25
Standard Deviation	1.50
Total Responses	763

13. How often do you participate in a carpool or vanpool either as a passenger or a driver?

#	Answer	Response	%
1	Never	668	88%
2	Less than once a week	38	5%
3	About once a week	11	1%
4	More than once a week	12	2%
5	Every day	32	4%
	Total	761	100%

Statistic	Value
Min Value	1
Max Value	5
Mean	1.29
Variance	0.84
Standard Deviation	0.91
Total Responses	761

14. Do you currently use a park and ride to get to the hospital?

#	Answer	Response	%
1	Yes	79	10%
2	No	681	90%
	Total	760	100%

Statistic	Value
Min Value	1
Max Value	2
Mean	1.90
Variance	0.09
Standard Deviation	0.31
Total Responses	760

15. Does a Madison Metro bus stop within four blocks of your residence?

#	Answer	Response	%
1	Yes	249	33%
2	No	465	61%
3	Not Sure	45	6%
	Total	759	100%

Statistic	Value
Min Value	1
Max Value	3
Mean	1.73
Variance	0.32
Standard Deviation	0.56
Total Responses	759

16. During GOOD WEATHER how often, if ever, do you commute to the hospital by a Madison Metro bus?

#	Answer	Response	%
1	Never	611	81%
2	Less than once a week	35	5%
3	About once a week	9	1%
4	More than once a week	33	4%
5	Every day	70	9%
	Total	758	100%

Statistic	Value
Min Value	1
Max Value	5
Mean	1.57
Variance	1.64
Standard Deviation	1.28
Total Responses	758

17. During BAD WEATHER how often, if ever, do you commute to the hospital by a Madison Metro bus?

#	Answer	Response	%
1	Never	603	80%
2	Less than once a week	30	4%
3	About once a week	10	1%
4	More than once a week	40	5%
5	Every day	74	10%
	Total	757	100%

Statistic	Value
Min Value	1
Max Value	5
Mean	1.62
Variance	1.76
Standard Deviation	1.32
Total Responses	757

18. What is the usual duration of your regular one-way bus trips to the hospital, including transfers? Please select one.

#	Answer	Response	%
1	5 minutes or less	3	2%
2	6 to 10 minutes	25	19%
3	11 to 20 minutes	27	21%
4	21 to 30 minutes	25	19%
5	31 to 40 minutes	26	20%
6	41 to 50 minutes	12	9%
7	51 to 60 minutes	8	6%
8	More than an hour	3	2%
	Total	129	100%

Statistic	Value
Min Value	1
Max Value	8
Mean	4.00
Variance	2.72
Standard Deviation	1.65
Total Responses	129

19. Which statement best describes the bus trips you take to the hospital? Check as many as apply.

#	Answer	Response	%
1	Campus bus route only (Routes 80, 81, 82, 84)	2	2%
2	City bus route directly to hospital without transfers	100	78%
3	City bus route with transfer to campus bus (Routes 80, 81, 82, 84)	1	1%
4	City bus route with transfer to another city bus	27	21%
5	Other	6	5%

Statistic	Value
Min Value	1
Max Value	5
Total Responses	129

20. If other, please specify

Text Response
I drive 8 miles in to Madison from Oregon, street park my car off of Park St. and take Metro 44 to the UW Hospital. 50 minutes for apprx. 12 miles.
Madison Metro Paratransit
I drive 10-15 minutes in my car to a bus stop near Hilldale mall, park on the residential streets that have no parking time-limit, then take the #2 bus into the hospital. The trip from the bus stop near hilldale to the hospital takes about 5-10 minutes without transfers.
I ride the Rt 6 bus from Tokay at Orchard to Regent at Virginia Terrace then walk the 0.6 miles down & up Highland Av to UWHC. Time on the bus: 7-8 min. Time walking: 10-15 min. If I were to ride the bus the whole way, it would involve a transfer at the West transfer point to the Rt 2 and then to UWHC. I suspect the time it takes to walk from Regent St to the hospital would be about the same as my transfer time at the West Transfer Point. I would rather be walking than waiting in the cold weather.
Ride a Madison metro bus that stops on University Avenue. I work at U Station and attend meeting and classes at the hospital.
The closest the bus gets me is the Octopus Car Wash on University Ave. since there isn't a bus that runs from Monroe street to the hospital. So I walk the remainder of the distance since I usually can't get a transfer in time.

Statistic	Value
Total Responses	6

21. How often, if ever, do you ride the campus bus (Routes 80, 81, 82, 84)?

#	Answer	Response	%
1	Never	696	92%
2	Less than once a week	51	7%
3	About once a week	3	0%
4	More than once a week	6	1%
5	Every day	0	0%
	Total	756	100%

Statistic	Value
Min Value	1
Max Value	4
Mean	1.10
Variance	0.15
Standard Deviation	0.38
Total Responses	756

22. How often, if ever, do you ride the campus bus AT NIGHT (Routes 80, 81, 82)?

#	Answer	Response	%
1	Never	41	67%
2	Less than once a week	17	28%
3	About once a week	1	2%
4	More than once a week	1	2%
5	Every day	1	2%
	Total	61	100%

Statistic	Value
Min Value	1
Max Value	5
Mean	1.43
Variance	0.58
Standard Deviation	0.76
Total Responses	61

23. How often, if ever, do you bicycle to the hospital in GOOD WEATHER?

#	Answer	Response	%
1	Never	669	88%
2	Less than once a week	30	4%
3	About once a week	9	1%
4	More than once a week	22	3%
5	Every day	26	3%
	Total	756	100%

Statistic	Value
Min Value	1
Max Value	5
Mean	1.29
Variance	0.82
Standard Deviation	0.90
Total Responses	756

24. How often, if ever, do you bicycle to the hospital in BAD WEATHER?

#	Answer	Response	%
1	Never	721	95%
2	Less than once a week	13	2%
3	About once a week	9	1%
4	More than once a week	8	1%
5	Every day	5	1%
	Total	756	100%

Statistic	Value
Min Value	1
Max Value	5
Mean	1.10
Variance	0.26
Standard Deviation	0.51
Total Responses	756

25. What percent of time do you spend at each location for work? (Total must be 100%)

#	Answer	Min Value	Max Value	Average Value	Standard Deviation
1	UW Hospital campus (i.e. CSC, HSLC, AFCH, WIMR, Pharmacy, etc.)	0.00	100.00	91.86	23.60
2	Not at UW Hospital campus	0.00	100.00	8.29	23.87

Statistic	Value
Total Responses	747

26. What is your employment status with the hospital?

#	Answer	Response	%
1	Full time	623	84%
2	Part time	118	16%
	Total	741	100%




Statistic	Value
Min Value	1
Max Value	2
Mean	1.16
Variance	0.13
Standard Deviation	0.37
Total Responses	741

27. If part time, please specify percent.

#	Answer	Response	%
1	0-10%	0	0%
2	11-20%	0	0%
3	21-30%	0	0%
4	31-40%	0	0%
5	41-50%	10	9%
6	51-60%	23	20%
7	61-70%	14	12%
8	71-80%	38	33%
9	81-90%	29	25%
10	91-100%	2	2%
	Total	116	100%

Statistic	Value
Min Value	5
Max Value	10
Mean	7.51
Variance	1.78
Standard Deviation	1.34
Total Responses	116

28. What is your sex?

#	Answer		Response	%
1	Male		137	18%
2	Female		580	78%
3	I would rather not say		25	3%
	Total		742	100%

Statistic	Value
Min Value	1
Max Value	3
Mean	1.85
Variance	0.20
Standard Deviation	0.44
Total Responses	742

29. What is your age?

#	Answer	Response	%
1	Rather not say	28	4%
2	1	0	0%
3	2	0	0%
4	3	0	0%
5	4	0	0%
6	5	0	0%
7	6	0	0%
8	7	0	0%
9	8	0	0%
10	9	0	0%
11	10	0	0%
12	11	0	0%
13	12	0	0%
14	13	0	0%
15	14	0	0%
16	15	0	0%
17	16	0	0%
18	17	0	0%
19	18	0	0%
20	19	1	0%
21	20	0	0%
22	21	1	0%
23	22	7	1%
24	23	14	2%
25	24	19	3%
26	25	24	3%

27	26		17	2%
28	27		15	2%
29	28		21	3%
30	29		29	4%
31	30		28	4%
32	31		25	4%
33	32		24	3%
34	33		21	3%
35	34		27	4%
36	35		23	3%
37	36		21	3%
38	37		14	2%
39	38		9	1%
40	39		17	2%
41	40		9	1%
42	41		14	2%
43	42		18	3%
44	43		18	3%
45	44		13	2%
46	45		9	1%
47	46		10	1%
48	47		10	1%
49	48		15	2%
50	49		13	2%
51	50		27	4%
52	51		14	2%
53	52		13	2%
54	53		12	2%

55	54		17	2%
56	55		17	2%
57	56		22	3%
58	57		17	2%
59	58		7	1%
60	59		16	2%
61	60		12	2%
62	61		10	1%
63	62		3	0%
64	63		6	1%
65	64		1	0%
66	65		0	0%
67	66		1	0%
68	67		2	0%
69	68		1	0%
70	69		1	0%
71	70		0	0%
72	71		0	0%
73	72		0	0%
74	73		0	0%
75	74		0	0%
76	75		0	0%
77	76		1	0%
78	77		0	0%
79	78		0	0%
80	79		0	0%
81	80		0	0%
82	81		0	0%

83	82		0	0%
84	83		0	0%
85	84		0	0%
86	85		0	0%
87	86		0	0%
88	87		0	0%
89	88		0	0%
90	89		0	0%
91	90		0	0%
92	91		0	0%
93	92		0	0%
94	93		0	0%
95	94		0	0%
96	95		0	0%
97	96		0	0%
98	97		0	0%
99	98		0	0%
100	99		0	0%
	Total		714	100%

Statistic	Value
Min Value	1
Max Value	77
Mean	39.94
Variance	196.75
Standard Deviation	14.03
Total Responses	714

30. What is your home zip code?

Text Response
53726
53719
53911
53717
53575
53711
53508
53960
53711
53590
53711
53575
53590
53039
53575
53562
53719
53711
53719
53589
53711
53597
53705
53718
53913
50590

53711
53590
53705
53562
53593
53533
53704
53705
53705
53532
53562
53704
53705
53719
53536
53704
53516
53597
53704
53713
53711
53560
53951
53538
53719
53718
53558
53508

53532
53527
53719
53572
53562
53560
53718
53711
53705
53925
53711
53575
53507
53562
53590
53719
53589
53719
53589
53704
53713
53704
53703
53562
53575
53597
53521
53704

53593
53705
53590
53717
53711
53590
53590
53719
53532
53562
53593
53704
53510
53719
53581
53551
53590
53593
53726

Statistic	Value
Total Responses	703

31. What is your household income?

#	Answer	Response	%
1	Under \$15,000	2	0%
2	\$15,000-\$24,999	13	2%
3	\$25,000-\$34,999	58	8%
4	\$35,000-\$44,999	42	6%
5	\$45,000-\$54,999	39	5%
6	\$55,000-\$64,999	60	8%
7	\$65,000-\$74,999	69	9%
8	\$75,000-\$84,599	57	8%
9	\$85,000 or higher	217	30%
10	I would rather not say	176	24%
	Total	733	100%

Statistic	Value
Min Value	1
Max Value	10
Mean	7.61
Variance	5.68
Standard Deviation	2.38
Total Responses	733

32. Please provide any questions or comments regarding the survey.

Text Response

Reason why I drive alone is I have a second job that I have to get to by 5 p.m. in Oregon. Carpooling would not work for me with having a second job responsibility 2-4 nights a week.

very frustrating when you pay \$1000 to park to be told-during the week-that you can't park there because its all sold out. Why not reserve the spots for paid up patrons before letting visitors in? (Ramp 76)

use less. what does this matter?? It won't lower our rate we pay for parking!!!!!!!!!!!!!!!!!!!!!!!!!!!!!!

I think parking prices are extremely high for me to park and go to work.

Parking is too expensive.

The parking for/at the hospital is too expensive. I drive an hour from home to work, park at a local store and take a bus 15 minutes into the hospital. This makes my 2 hour commute 2.5 hours or more. I find it ridiculous that I have to pay just to come to work. The UW needs to stop charging employees to park. There is absolutely no way 8000 people paying about \$1000 per year to park is at all necessary. None of the ramps/parking spaces are particularly nice and the equipment rarely works properly.

I live in Fitchburg - it is 1.5 mile walk to get bus - one line takes over an hour to get to hospital - the other, # 19 takes about 1/2 hour and I would have another walk to get to hospital from its closest stop so total time getting to work and back is longer than if I bike or drive- I have a bus pass - haven't tried it yet. Much prefer biking but I don't like to bike in rain or snow or freezing cold. Wish there was a closer bus stop that was a more direct route to hospital where I work.

The parking situation is horrible. I HATE the fact I have to pay to park my car at my job. I also hate the fact new buildings are being built on campus (WIMR for example) yet no new parking structures are being built.

The shuttle from lot 203 is very nice. I wish there were more ramps near the hospital for a reasonable cost.

I don't mind taking the bus to the hospital, but there are days that I have medial appointments etc for which I need to leave and since the buses don't run as regularly during the day, I find having to leave significantly earlier (up to 30 minutes) so that I can get home and retrieve my car. I've driven here on numerous occasions but then feel punished by the daily rate at our ramps--\$12/day? Further, on days there are events on campus--most recently the girls tennis tournament, it is nearly impossible to find daily parking except in the CSC ramp which is supposed to be off limits. It just seems there should be some kind of contingency plan for people in my predicament that if we plan ahead with transportation services that we can figure something else out. I mean, I have a chronic condition for which I must be seen greater than once a month--this means I'm paying nearly \$300/year to park TWICE a month. Just doesn't seem fair.

Parking cost is extremely high.

The price for parking is too high.

re: special events parking. Please don't hassle those of us who have an annual parking pass. Do not make us wait in line while you check on every car passing through. Do not make us late for work. Do not hold up traffic either. We have already paid for parking. You are now inconveniencing us in order to

'double-dip' and get \$5 more out of each car coming for a special event. re: special events parking. Upon my leaving Lot 60, your vehicle was parked in the middle of the road, going into lot 60. Please keep your car doors closed so that those of us who pay for an annual pass can leave the parking lot. Please do a better job at using common sense.

Shuttle bus used to be great, but now they are always getting to the hospital late and taking strange routes back to the lot. It is getting better but this parking year really started out rough.

I have maintained baselot parking here at the hospital for 13 years, but since your fee restructuring the cost has become prohibitive to maintain the permit. I now carpool with someone who doesn't work here, and walk to the hospital from a drop point.

yes we would like free parking

our pay is not valid to the serverly as is our age and gender. also i have had nothing but bad experiences with the UW transportation services.

I would gladly ride the bus, at least part of the way, to work if I were ever granted a FLEX pass for parking on the days that I need it. I am currently a student and cannot rely solely on public transit during the week. I have been repeatedly denied the FLEX parking option. Therefore, I drive and pay for full-time parking all year.

In January, 2015, due to the increasing costs and lack of availability of parking at the hospital, I will be driving to a location in Madison, parking publicly and then taking the Madison Metro bus to get to the hospital

making parking more affordable and convenient would go a long way to having more happy UW hospital employees. Buses and shuttle buses are not a viable option to handle the growing employee population at the hospital with the current system setup. Madison Metro is not usually on time during peak usage periods. In rush hour and encouraging higher employee use during these peak times makes the timeliness issue worse

there should be a system in place where part time people are allowed to buy part time parking passes. with the current system, I am required to buy a full time pass, but only use it 3 days per week. that is quite costly, but I have no other options due to where I live and the hours I work.

I can't take the bus because one is not convenient for getting me here at my scheduled time, nor is carpooling. I also cannot afford to park in our ramps so I have to rely on street parking, which is absolutely ridiculous.

There is no public transport system that comes from where I live. park and ride also does not work because our schedule is flexible and we are also held over past our scheduled shift.

I have driven to the campus area. I park at a relative's house and ride my bike from there. On an annualized basis, this is about twice per month or less. (I chose "never" as it was closer/clearer than "less than once per week", as I don't actually drive here.)

I rely entirely on Metro to get to work. We own one car, and I am able to use routes 28 and 21. The 21 picks up within two blocks of my home. I love riding Metro and really appreciate the complimentary bus pass. Thanks!

I would love to move away from downtown but I cannot afford parking at the hospital... stuck between a rock and a hard place. Also, the park and rides are very confusing to me -- I can't seem to find any

good resources online to help me out, either.

Parking rates are outrageous, but riding the bus for 30+ minutes to/from work is not a viable option.

Increase parking near CSC

It is very frustrating paying full price for parking if you are not at the CSC full time. Has a shared parking permit for a unit/dept been discussed for job sharing or staff working at multiple locations?

It would be helpful to ask questions about the process of applying for parking. As a new employee it took three weeks to get an answer on status of a parking permit, and I paid \$12 a day to park in the mean time. When I called or stopped in to the transportation office, staff was outwardly rude. If I had any other choice I would have parked elsewhere. I looked at trying to find a private lot within walking distance, just because of the attitude from multiple people in the department. I will continue to explore other parking options.

I would love to take the city bus, but there is no direct bus route from my house to the hospital, even though there is a bus stop near by.

It would be nice if Lot 60 could be resurfaced or replaced with another ramp. During heavy rains, it becomes a swimming pool. All of the pot holes ensure we have a "deep" end.

As a part-time employee, I pay the same for my parking pass as full-time employees. I would like to see more creative options for the overwhelming number of part-time employees at UWHC who are paying WAY TOO MUCH to park. An equally significant concern I have is over the public parking that now has taken over lot 76. I'm constantly stuck behind a public parker who can't figure out how to get out of the ramp. It's unacceptable to expect a customer to pay to price that I already over pay so I can wait to get in and out of the lot. And once I'm in, good luck finding a parking spot. Why the fees keep going up when you are clearly making more money on all the public parking is ridiculous and takes advantage of everyone stuck buying parking in your lots. VERY UNHAPPY!

Bus routes and bike lanes are very good in Madison and surrounding suburbs. With taking the bus you have to add an extra 15 minutes each way to your day, but it beats paying for parking. So ridiculous employees have to pay for parking. UW doesn't pay employees good enough to have them pay for parking.

I would like the UW to use the hospital ID codes for accessing your parking application if possible.

I feel we should not have to pay for parking or have a lower price. Probably about half of what we pay now.

Some form of reimbursement for mileage/gas money would be great for people who travel a significant distance to get to work. For instance I drive 70 miles one way to work.

please make parking more affordable for everyone. Split it evenly with all shifts. First shift gets paid the least per hour and pays the most for parking. Doesn't make much sense, does it? Thank you for listening.

I am very upset with the way parking is distributed. I find it absurd that the employees that make more money get the pick of the least expensive lots, whereas the employees that make less have to pay more money to park in the more expensive ones. It makes no sense and is a deal breaker to leave employment here at the hospital.

The survey is flawed. It does not allow people to show that they drive and then walk a considerable distance. Currently I park approximately 1.5 miles from the CSC, yet I drive alone 12 miles to get to that parking spot.

Parking in Lot 60 is VERY expensive, especially since it floods in the third aisle and there is snow piles in the middle of it in the winter. Plus you still have to walk in. The little bus can take awhile to come back and then sits there awhile before driving in, not very time effective. It's RIDICULOUS that we must pay over \$500 per year to park for WORK. I'm not willing to take my commute from 25-30 minutes up to over an hour by taking a bus (and I'd have to drive to one), so there really isn't any other option.

If I could get a flex parking spot that would make a big difference for me. When its really bad weather, or I can't walk for some reason, or can't get a ride, or I need to have a car closer for an appt right after work - its really difficult that I don't have the option of parking near the hospital.

No matter what its rediculous on the amount of money we pay to park just to come to work to provide great patient care with out us you wouldnt be able to function and give the appropriate care. the price we pay to come to work is outragisous

Overall pleased with parking. The only issue I had was resolved when a GPS was installed in the shuttle. The vanpool would be much more likely for me if the hours were a little more realistic to my work hours, but to have to catch the vanpool at 5 am and then leave CSC at 3:30-4pm just isn't helpful for me.

If I lived in town I would likely take the Metro Bus but cannot afford to live in town.

Parking is very expensive. Kind of punishes the people who work at the Hospital or UStation since they have to pay for parking but the people that work at most other UW Clinics don't have to pay for parking but our pay scales are the same.

I don't have parking right now even though I need it. I applied for flex parking and lot parking but still on a wait list. There needs to be better options for people that live outside of Madison. My husband takes me to work and picks me up. That is a 65 mile ride twice a day for him. Something needs to be done!

Why aren't you asking about the bumpy parking lot we have to park in. Why are we continuously paying more for parking? How many people in the private sector pay to go to work? Why can't i catch a shuttle before 06:00 am. I can't get to work by this time with your schedule.

For the random day that I have to drive myself to work I use flex parking and feel that's a great option.

Need a off site parking with shuttle bus to UW hospital

The parking lot entrance/exit in Lot 76 is so frustrating and you often sit and wait for a car to finally get through. I wait in line in the morning and at night to enter or exit the garage. With all of the funds collected for parking, there must be a better system of the arm recognizing that the car has a valid tag in it to enter/exit.

I would use metro bus but there is not a direct line from the orchid heights neighborhood where I live. Also, I worj at both west clinic and UWHC and need a vehicle most days

My shift times do not coordinate with any van pool or commuter options.

It would be nice to have a way to park at the hospital on a limited basis. I need to drive to the hospital about 4-5 times a year, and have a half hour notice. I start at 7am, and there is no time to go to the parking office and buy a day pass. I have used flex parking, but do not use it enough to justify taking a

space for an entire year for 4-5 times a year.

Hello! I would like to start out by saying I love riding the Metro. I live out off of high point road in the neighborhood off of Star Grass Lane. Since there is no Metro nearby, I HAVE to drive into Madison, park by the Hilldale Great Dane(where my girlfriend works) and then catch the 6:38 #2 going to the Hospital. I reach the hospital around 6:50. This is fine with me, but what I would REALLY like to see is a Metro route going into my neighborhood, and as it is a brand new neighborhood with quite a lot of people I seem to expect there to be a Metro there. This would save me A LOT of time and A LOT of money on gas, and it would be less stressful as me and my girlfriend share a car and it is often times hard to figure out how we are going to get to work. If a bus came out to my neighborhood it would make things SO much easier! I know a lot of my neighbors and residents around the neighborhood have the same complaints as I do. Anyway, I like riding the metro, I have never had a bad experience within my two years of using it.

I come into work at 5:30 am so difficult to car pool.

I have to drive to a Madison Metro stop because the UWHC doesn't cover the Monona Van. I take the B bike home in nice weather but usually do not bike to work because of the very limited availability of facilities for storing clothes, showering and changing.

The questions about cycling become redundant if the first selection choice for getting to the hospital is by bicycle.

Please provide a direct shuttle from the east side to the hospital.

I would ride the B-cycle from a station near my home to the American Family Children's Hospital on occassionally good weather days next year.

Few good options for PMs or nights

My greatest concern with parking is how lot assignments are determined. Each year employees are bumped from lot to lot, even after 25+ years of employment.

I would really like to be able to drive to work every week but I will not pay for parking because it is way too expensive. I am getting way too tired getting on the bus at 6:40 in the morning

Parking should be available during the weekends, in the lot that you pay for. Designated spots in your assigned lot would be helpful.

I really hope the transportation department takes into account the cost increase they are proposing for the future. Many employees live outside Madison and need to drive to work, but will not be able to afford the drastic increase proposed. Adding more time to an already long enough commute just to park and ride AFTER driving to Madison is not a viable option especially for families with children or other responsibilities.

I think it would be a lot more fair if parking was in different price brackets according to employees income.

I THINK UW TRANSPORTATION SHOULD BE MORE CONSIDERATE ABOUT PARKING AND THE PROBLEMS THAT NEVER GET ADDRESSED AND THAT WE SHOULDN'T HAVE TO PAY TO PARK AT YOUR EMPLOYMENT

I am required to drive between UWHC sites daily as part of my responsibilities, thus requiring a car on

site at UWHC.

I feel parking in any lot should be provided by the organization.

I often ride the bus WITH my bicycle (on the front) TO the hospital and then ride my bike home (without the bus).

Why does parking keep going up every year?

What are we hoping to come out of this survey? If you get the information you are looking for from this survey, what are you prepared to do about it?

Metro transit needs to provide extra buses during peak service. The buses are getting crowded. Especially the 38,28,10 and 2.

It would be nice if the Wingra shuttle ran past six, I work a 10-6 shift about half the time. When I first saw this shuttle it says the bus runs till 7pm, that is not the case. The Hill Farm shuttle does. What is the difference?

I love the Hill Farms Shuttle!

I was not able to fully explain my situation with the choices offered. Here is the scoop. If the weather is nice in spring, summer, and fall, I bike to work. If there is a mild drizzle in spring, summer, and fall, in the morning or chance of rain in the evening but not the morning, I bike. If it is raining hard in the morning in spring and fall, I will ride with my husband when he drops off our daughter at school. If it is raining hard in the morning in summer, I will ask my husband to drop me off. If the streets are dry in winter and it is above 15 degrees, I bike; otherwise I walk. On Mondays during the school year I have my husband drive me when he drops off our daughter and pick me up at the end of the day since I have a class to attend at 6:00 and time is an issue.

parking for university station sucks. we are not part of the hospital but are always treated like we are. shuttle service is unreliable sometimes and it's ridiculous that you should have to pay for that "privelege". Public transportation is not an option for some people, especially when you have children. Not fair that off-site employees do not have to pay, if you work at u station clinic you technically make less money than off-site buildings

I often come into work at 3am to work extension hours. Madison Metro doesn't run then or I would gladly take it to save the \$12 in parking.

Current parking process for employees is very challenging. We have had recruited employees decline job offers due to parking. It is expensive, and the process for getting parking is flawed.

unable to use alternate transportation because of child care issues.

Is there any way for hospital employees to receive discounted rates on University parking? It seems crazy to have to pay to work. Ideally, the hospital will offer this as an employee benefit.

I do the Dot bus 203 and would like one located at Shopko North ,which is closed now,since I ride from Portage.

what decisions are you trying to make?

Transportation services is HORRIBLE to deal with and inappropriate to charge employees to park and

work, There needs to be an alternative for employees to take advantage of in order to get to work.

I drive my car from home and park at a family members residence and then walk about 15 minutes to the hospital.

Public transportation is nice, but does not work for those who have children to dropoff/pickup at daycare.

We need earlier bus service to the hospital on weekends so we can make the 7 am change of shift

Since my role involves travel to all outpatient clinics and being at the hospital, and meetings at AOB, University Crossing, Westfield and IT building I must always have my car available. When I need to go out to clinics multiple times a day, it is very inefficient for me to walk to lot 76, and even more inconvenient when I need to transport supplies when I am doing training. Also, for the price we all pay for Lot 76 I would highly appreciate having the snow and ice removed on the walkways in to the elevator and stairs. It is a safety hazard every winter! On the 4th floor of the ramp, water pools near the exit door and it is often icy and hazardous. Also, trash cans near the exits are very often overflowing.

I would prefer to do a park and ride however working inpatient full time does not allow for hours that work with the ride schedules. We just moved here so I do not know of anyone to carpool with. It would be great if there were options that would get you to the hospital at 630 am or be available when leaving at 11pm

I work night shift and have a pass that allows me to park in the patient/visitor ramp from the hours of 6pm-9am every day of the week. Since I do not have a pass for any other lot and we cannot park in the patient/visitor ramp during the day, there is no good solution to park during the day when, on a rare occasion, a meeting or an inservice takes place during the day. I should not be forced to pay for parking and it isn't always convenient to get a temporary permit for unplanned meetings during the day. I would like a solution to this problem.

My comment is that UW is constantly increasing the cost for parking. It is very difficult for some hospital employees to take public transportation, because they may have to stay at work late in the hours. Thus, being stranded. With the unions leaving, it is causing people to pay more into health insurance and retirement. We shouldn't have to pay more for parking, as well. We shouldn't even have to pay to park where we work!

I don't get off work until after midnight. I don't take a bus since they either don't run that late or if I miss the last bus I'd be stranded. I also don't think the transfer points are safe that late at night. I appreciate that the afternoon permit now allows you to come in at 1400. I have to work weekends at least once a month so parking can be tricky for me on the weekend. I also have to work night shift occasionally. The parking ramp is totally dangerous with staff trying to exit before the gates go down in the morning. It would be nice if they could stay open another 10 minutes or so in the am.

The hospital does not provide good parking options. Buying a parking pass at the lots owned by UW are high priced and there are so many days we are "not allowed" to park in our parking ramp because of tennis, soccer, who knows what. What is with that??? Take the money off for days you kick us out of our ramp!!! Not only is it insulting to treat your employees that make the least amount of \$\$ with high parking options, it makes the job less enjoyable. I now park at anywhere I can find, with sometimes parking down streets that are ill lit, and leave at dark and very late hours when we have mandatory overtime. If I travel to a spot that has a bus route I am gone from my home over 11 hours to work a 8.5 hour day, as I am not paid for our 30 minute lunch. Paying 80 plus a month for parking is outrageous for people making under 15.00 an hour.

I would ride Madison Metro if I could take it BOTH WAYS, to and from work. However, only the number 11 goes by my house and it would only get me to work, coming home I would have to wait an hour before catching the bus. If Madison Metro extended its hours for peak bus routes, I would take the bus.

There is no bus service when I get off work, so that is not an option. The parking around the campus is bad and expensive. It doesn't seem right that staff working at the out clinics such as the West Clinic don't have to pay for parking, but we do and yet those working in the out clinics receive the same pay.

Other hospitals do not charge their employees for park and ride.

I hate the parking system with the UW/CSC. Parking costs way too much. I feel I shouldn't have to pay to come to work.

It would be nice to have a flexible parking pass for those few days per year when I need to come in at an earlier time or to do a day shift. I do like the fact that you do offer an after hours pass. It would be nice if there were different lots to go to for afterhours instead of just 76. (60/82)

I have worked at UWHC for 29 years. I am sick and tired of the way parking is managed by UW Parking. The prices continue to rise and the amount of available slots continues to drop. Build onto the ramps or do something. I park in 76. I'm tired of not having a parking spot available because you allow special events parking there. Enough, put them in lot 60 or somewhere else! I pay to park my car many times I work more than 5 days per week. I should be able to park in 76 any day of the week! I don't have a bus route near my home and because of my erratic work schedule I don't have other options. If I had another option I would certainly find another option for parking because I loathe UW Parking. One day I forgot my tag in my other car. The ramp said it was full. The parking attendant told me too bad that they wouldn't let me in. I told her I was taking care of patients and needed to get to work. She didn't care. If I park in the hospital ramp and get caught I get fined so I parked behind the ramp and got a \$50.00 ticket that I couldn't protest. Tell the patients that I'm taking care of that I'm late to care for them because UW Parking has rules!! You have a monopoly and you treat your customers poorly. If it was a real business you would be out of business.

My decision to live close to the hospital was based on lack of adequate/affordable options for getting to work. Paying to park is expensive and depending on option chosen not guaranteed. Biking is something I would do but there is a lack of readily available locker rooms/showers; location is not convenient. Madison metro is often unpredictable for stop times especially when you live in an area serviced by few buses. Bus times at nights, on weekends, and on holidays are lacking, inconvenient and sometimes don't exist. All of these things make it hard to rely on the bus system to get to work. So you're stuck driving.

I would gladly take Madison metro to and from work but their hours of operation stop before my shift ends so I would not have transportation home

Statistic	Value
Total Responses	226

33. Which park and ride do you utilize? (select all that apply)

#	Answer	Response	%
1	UW Research Park at Science Drive (Lot 200)	1	1%
2	American Town Center (East Park Blvd)	0	0%
3	Dutch Mill (Hwy 12 & 18 at Hwy 51)	1	1%
4	North Transfer Point (1213 Huxley St)	10	13%
5	Northside Town Center (Sherman Ave & Northport Drive)	0	0%
6	I park on the street	13	16%
7	I park in a parking lot not listed here	11	14%
8	Hill Farms (Lot 203)	34	43%
9	W. Wingra Dr. and S. Park St. (Lot 202)	12	15%

Statistic	Value
Min Value	1
Max Value	9
Total Responses	79